



US00D588386S

(12) **United States Design Patent**  
**Johnson et al.**

(10) **Patent No.:** **US D588,386 S**  
(45) **Date of Patent:** **\*\* Mar. 17, 2009**

(54) **GRAVITY FEED DISPENSER DISPLAY**  
(75) Inventors: **Terry J. Johnson**, Chicago, IL (US);  
**John Schoemer**, Elk Grove Village, IL  
(US); **Travis O. Johnson**, Chicago, IL  
(US)  
(73) Assignee: **Gamon Plus Inc.**, Elk Grove, IL (US)

3,942,631 A 3/1976 Sutherland et al.  
4,105,126 A 8/1978 Deffner et al.  
4,200,220 A 4/1980 Ganz  
4,228,903 A 10/1980 Eckert  
4,274,580 A 6/1981 Arnold  
4,356,923 A 11/1982 Young et al.  
4,426,008 A 1/1984 Olsen et al.  
4,456,147 A 6/1984 Tominaga  
4,474,297 A 10/1984 Zucker

(\*\*) Term: **14 Years**

(Continued)

(21) Appl. No.: **29/318,303**

(22) Filed: **May 16, 2008**

**Related U.S. Application Data**

(60) Continuation of application No. 11/164,784, filed on Dec. 6, 2005, which is a continuation-in-part of application No. 11/255,271, filed on Oct. 21, 2005, which is a division of application No. 10/600,387, filed on Jun. 20, 2003, now Pat. No. 6,991,116.

(51) **LOC (9) Cl.** ..... **20-02**

(52) **U.S. Cl.** ..... **D6/515**

(58) **Field of Classification Search** ..... D6/515-524;  
206/389, 391; 211/13.1, 16, 44, 49.1, 50,  
211/59.2, 86.01; 222/173, 181.1; 221/283;  
312/34, 34.8, 34.22, 309.1

See application file for complete search history.

(56) **References Cited**

**U.S. PATENT DOCUMENTS**

2,382,191 A 8/1945 Weichselbaum  
2,443,871 A 6/1948 Shield  
2,852,237 A 9/1958 Mason  
2,888,145 A 5/1959 Knott et al.  
2,996,344 A 8/1961 Garman et al.  
3,784,022 A 1/1974 Beesley

**OTHER PUBLICATIONS**

P.O.P. & Sign Design regarding Welch's Juice Makers, Mar./Apr. 1997, p. 61.

Photographs (5) of Gamon International's can dispenser display, 1997.

Serpentine Modular Gravity Feed Can Dispenser, www.displayand-design.com.au, Apr. 29, 2004, Display&Design International. Pty. Ltd.

*Primary Examiner*—Brian N Vinson

(74) *Attorney, Agent, or Firm*—SAIDMAN DesignLaw Group

(57) **CLAIM**

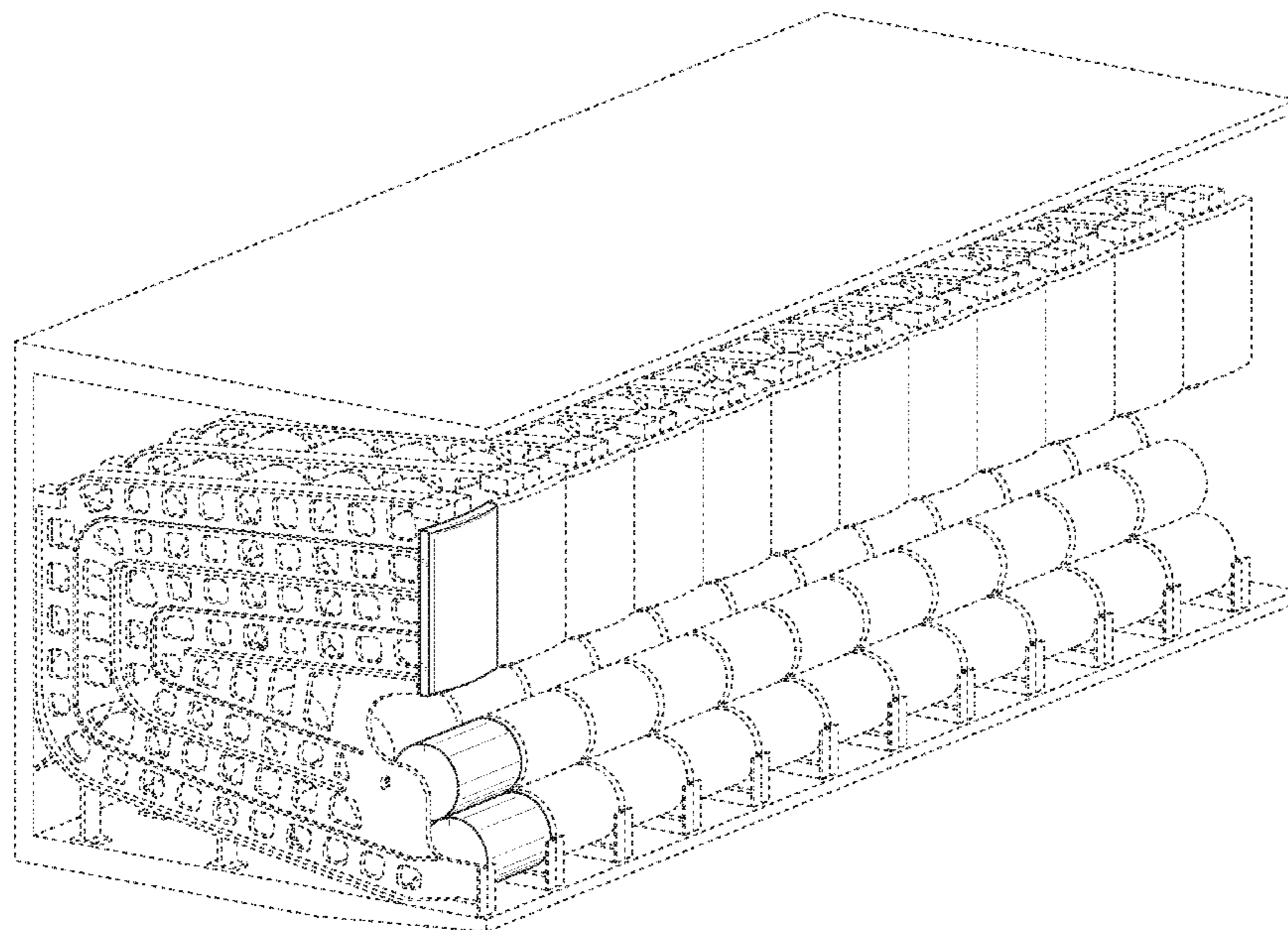
The ornamental design for a gravity feed dispenser display, as shown and described.

**DESCRIPTION**

FIG. 1 is a top, front, and left side perspective view of a gravity feed dispenser display showing our new design; and, FIG. 2 is a left side elevational view thereof.

The broken-line disclosure in the views is understood to be for illustrative purposes only and forms no part of the claimed design, and the broken lines which abut claimed surface area are understood to represent an unclaimed boundary.

**1 Claim, 2 Drawing Sheets**



# US D588,386 S

Page 2

---

## U.S. PATENT DOCUMENTS

4,598,828 A	7/1986	Young et al.	5,806,712 A	9/1998	Siemsen et al.	
D290,790 S	7/1987	Nathan et al.	D405,622 S	2/1999	Linz	
4,823,984 A	4/1989	Ficken	D417,975 S	12/1999	Linz	
4,974,771 A	12/1990	Lavery	D486,324 S *	2/2004	Mason .....	D6/515
4,997,106 A	3/1991	Rockola	D499,590 S *	12/2004	Meredith .....	D6/515
D342,420 S	12/1993	Ienna	D499,914 S *	12/2004	Rimback .....	D6/515
5,289,943 A	3/1994	Powell	D509,689 S *	9/2005	Ho .....	D6/515
D354,181 S	1/1995	Smith et al.	6,991,116 B2	1/2006	Johnson	
D380,113 S	6/1997	Byrd	D563,127 S *	3/2008	Henry et al. ....	D6/515
5,645,176 A	7/1997	Jay	D572,057 S *	7/2008	Lledo .....	D6/515

\* cited by examiner

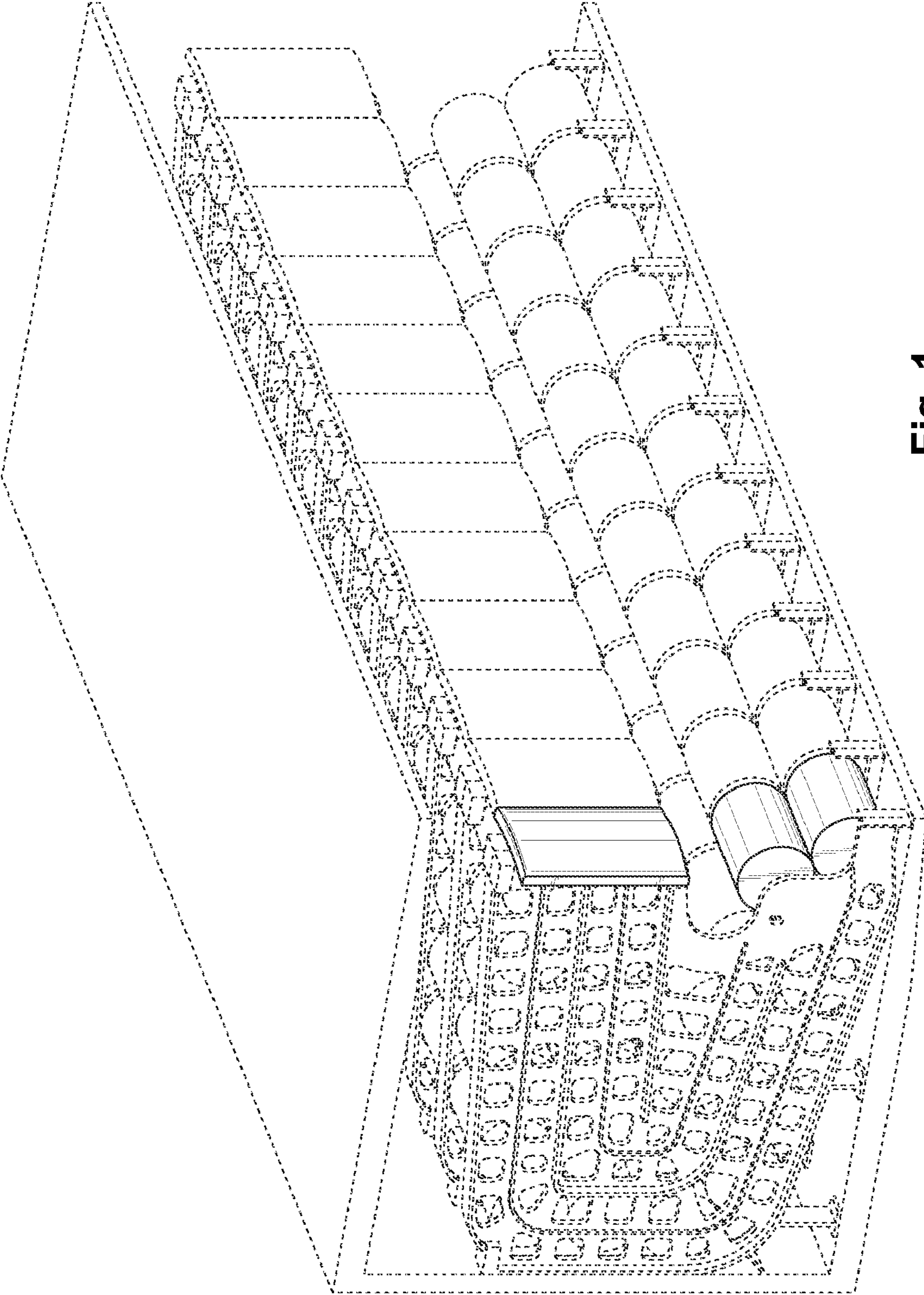


Fig. 1

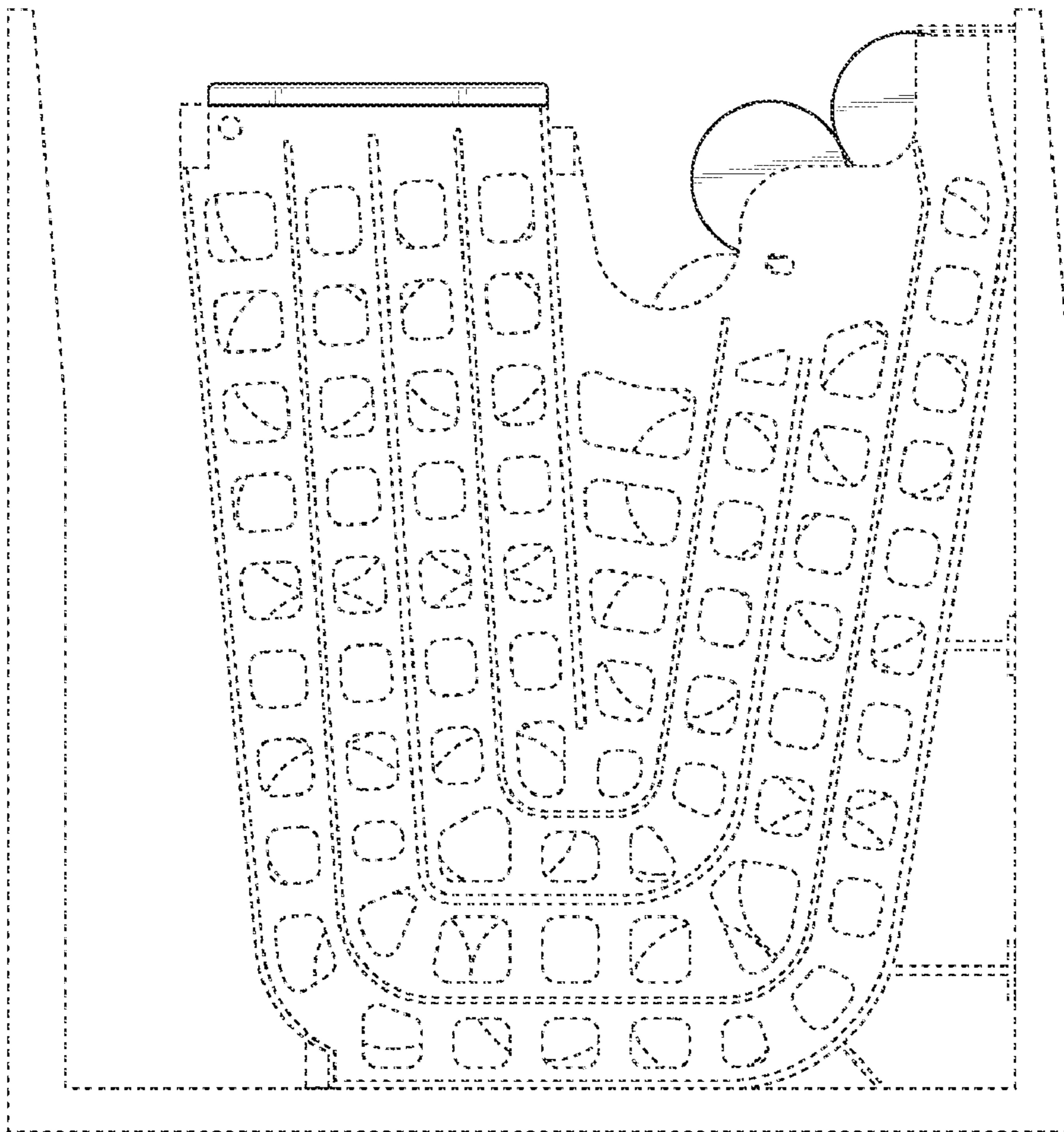


Fig. 2