



US00D588384S

(12) **United States Design Patent**
Zhang

(10) **Patent No.:** **US D588,384 S**
(45) **Date of Patent:** **** Mar. 17, 2009**

(54) **CHAIR LEG ASSEMBLY WITH CLAW DESIGN**

(75) Inventor: **Weiqiang Zhang**, FoShan (CN)

(73) Assignee: **Igo Furniture (Foshan) Ltd.**,
Guangdong (CN)

(**) Term: **14 Years**

(21) Appl. No.: **29/320,457**

(22) Filed: **Jun. 27, 2008**

(30) **Foreign Application Priority Data**

Jan. 25, 2008 (CN) 2008 3 0040775

(51) **LOC (9) Cl.** **06-01**

(52) **U.S. Cl.** **D6/498**

(58) **Field of Classification Search** D6/334-336,
D6/364, 365, 366, 367, 498, 500-502; 248/188.7;
297/344.18, 358, 411.2, 411.28, 463.1
See application file for complete search history.

(56) **References Cited**

U.S. PATENT DOCUMENTS

D276,766 S * 12/1984 Truette D6/366
D449,457 S * 10/2001 Su D6/366
D451,293 S * 12/2001 Su D6/366
D456,185 S * 4/2002 Su D6/498
D477,469 S * 7/2003 Brooks D6/366

D509,387 S * 9/2005 Chen D6/498
D544,733 S * 6/2007 Mazzera D6/498
D551,867 S * 10/2007 Yusuf D6/366
D554,396 S * 11/2007 Yusuf et al. D6/498
D572,493 S * 7/2008 Zhang D6/366
D575,960 S * 9/2008 Su D6/366

* cited by examiner

Primary Examiner—Mimosa De

(74) *Attorney, Agent, or Firm*—Hayes Soloway PC

(57) **CLAIM**

I claim the ornamental design for a chair leg assembly with claw design, as shown and described.

DESCRIPTION

FIG. 1 is a perspective view of a chair leg assembly with claw design showing my new design;

FIG. 2 is a top elevational view thereof;

FIG. 3 is a bottom plan view thereof;

FIG. 4 is a front elevational view thereof;

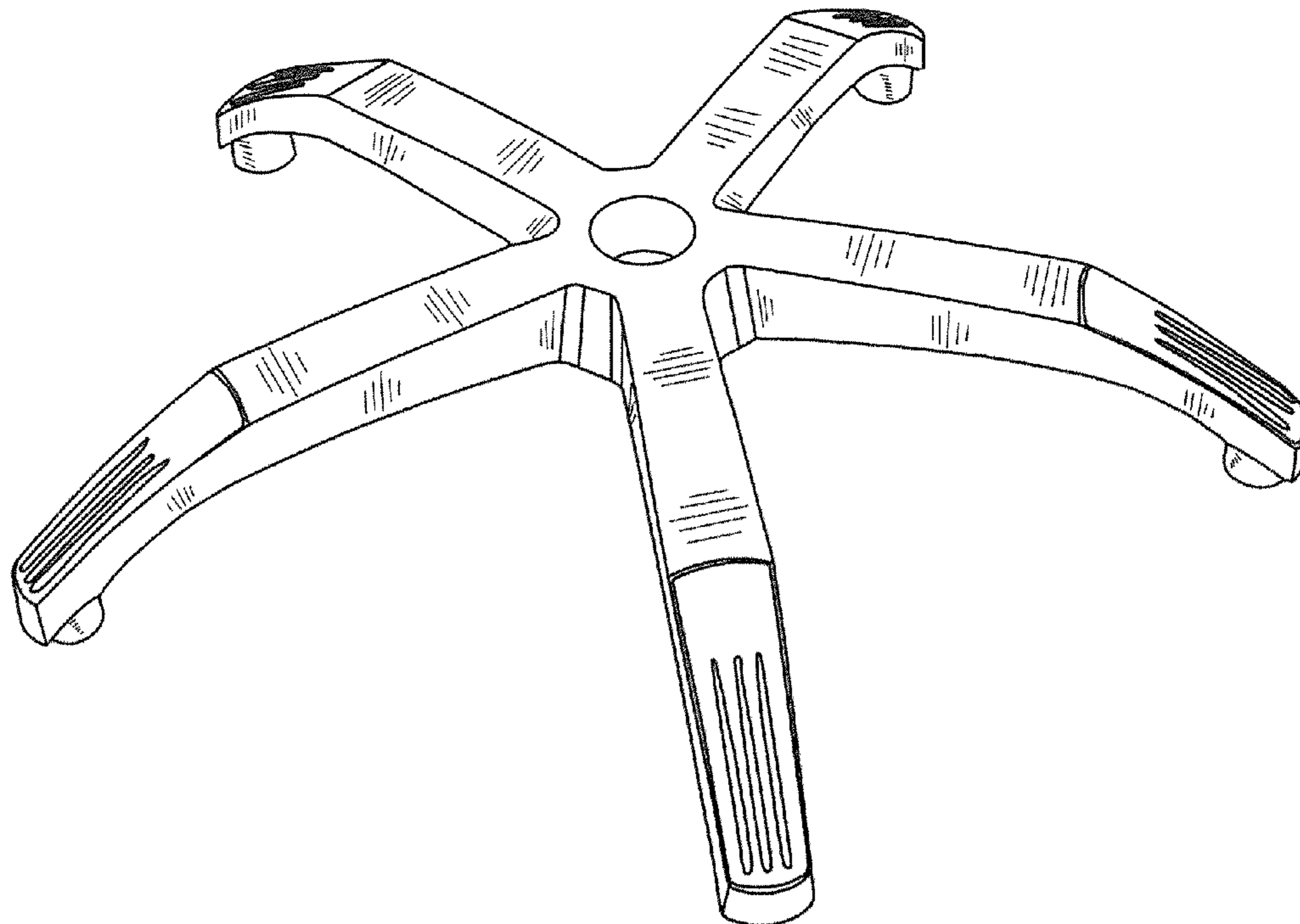
FIG. 5 is a rear elevational view thereof;

FIG. 6 is a left plan view thereof; and,

FIG. 7 is a perspective view of the chair leg assembly with claw design shown in use in a chair with wheels.

The broken lines in the drawings are for illustrative purposes only and form no part of the claimed design.

1 Claim, 7 Drawing Sheets



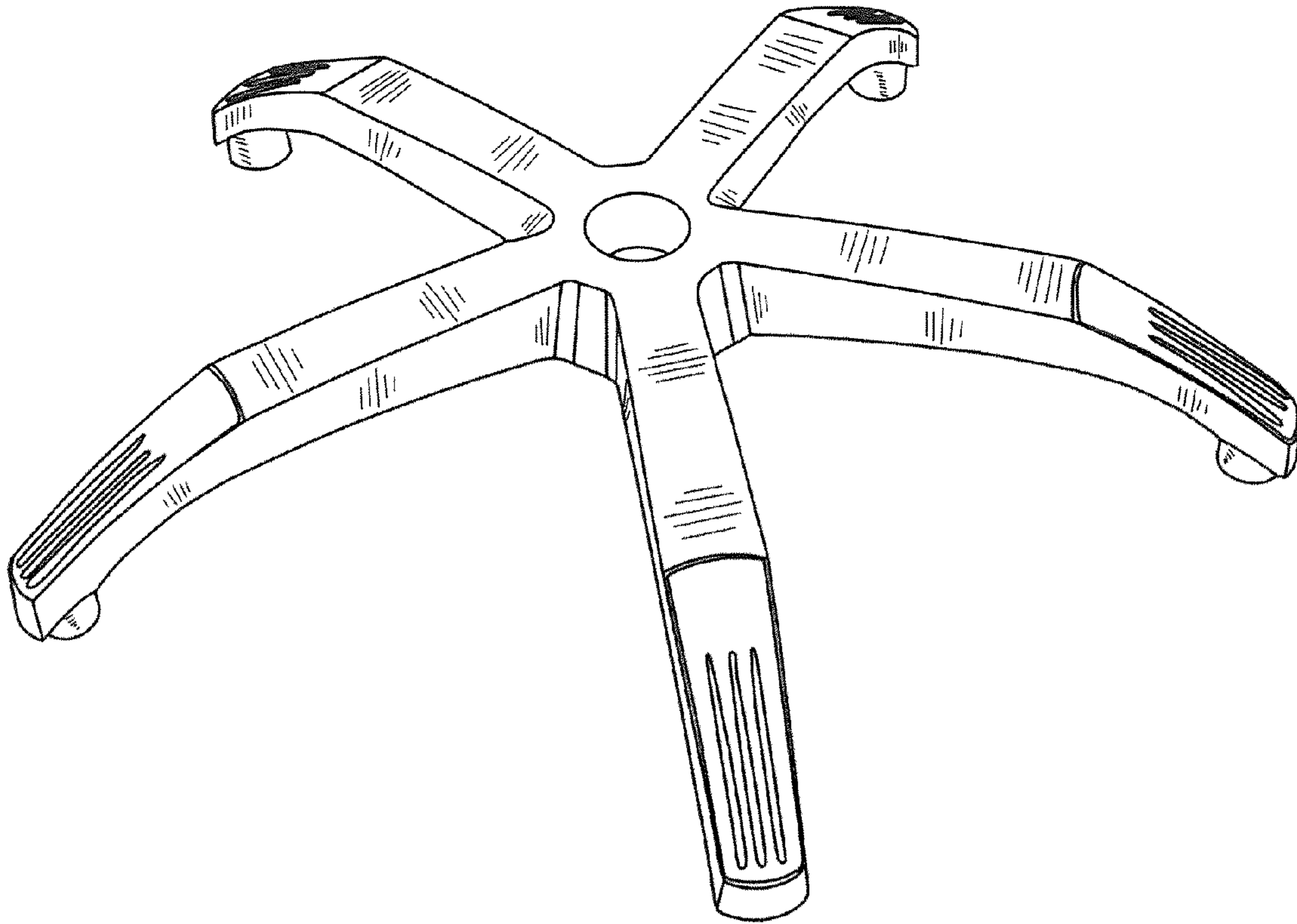


FIG. 1

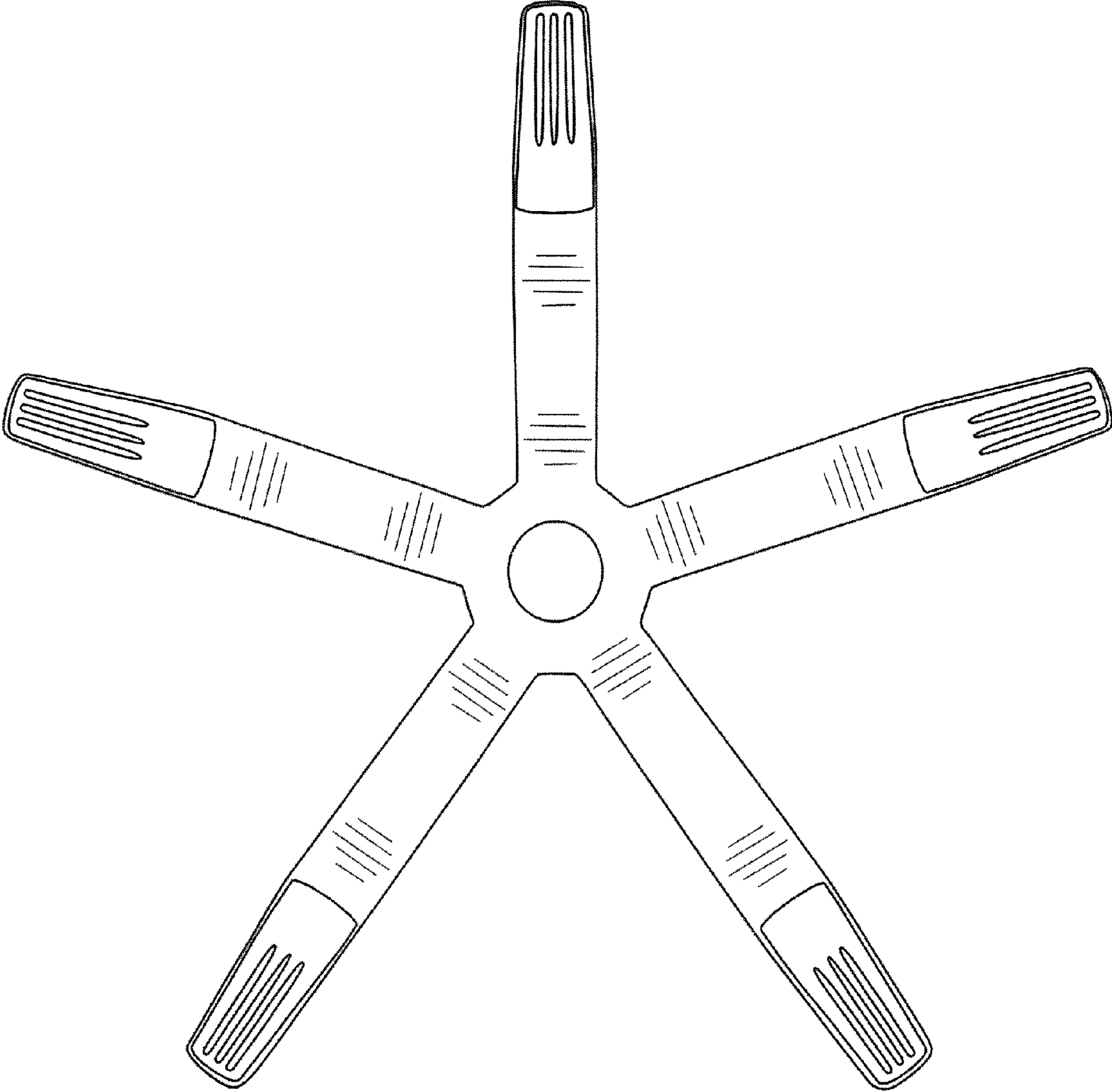


FIG. 2




FIG. 3

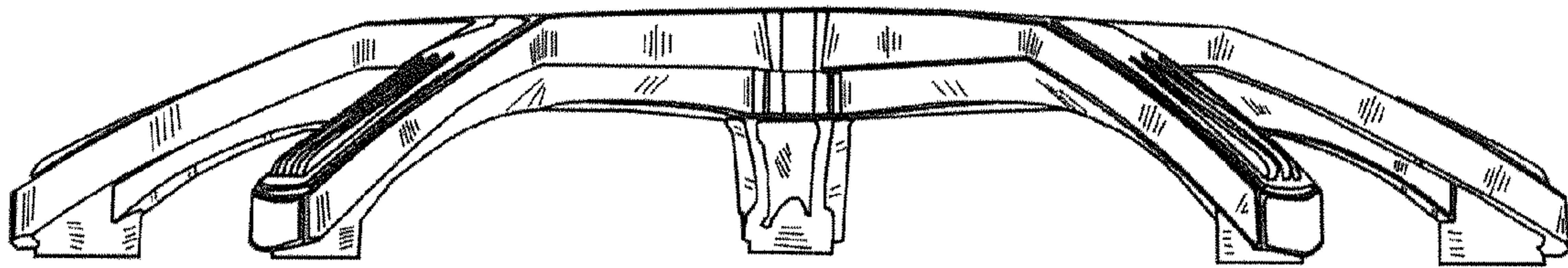


FIG. 4

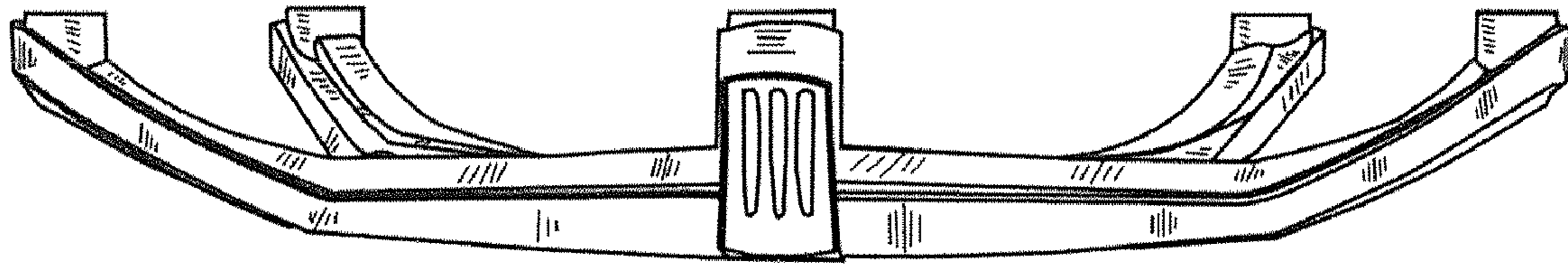


FIG. 5

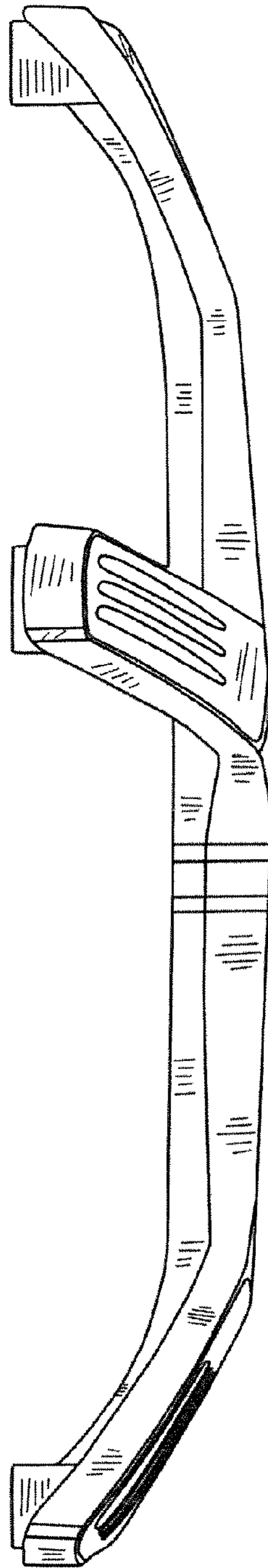


FIG. 6

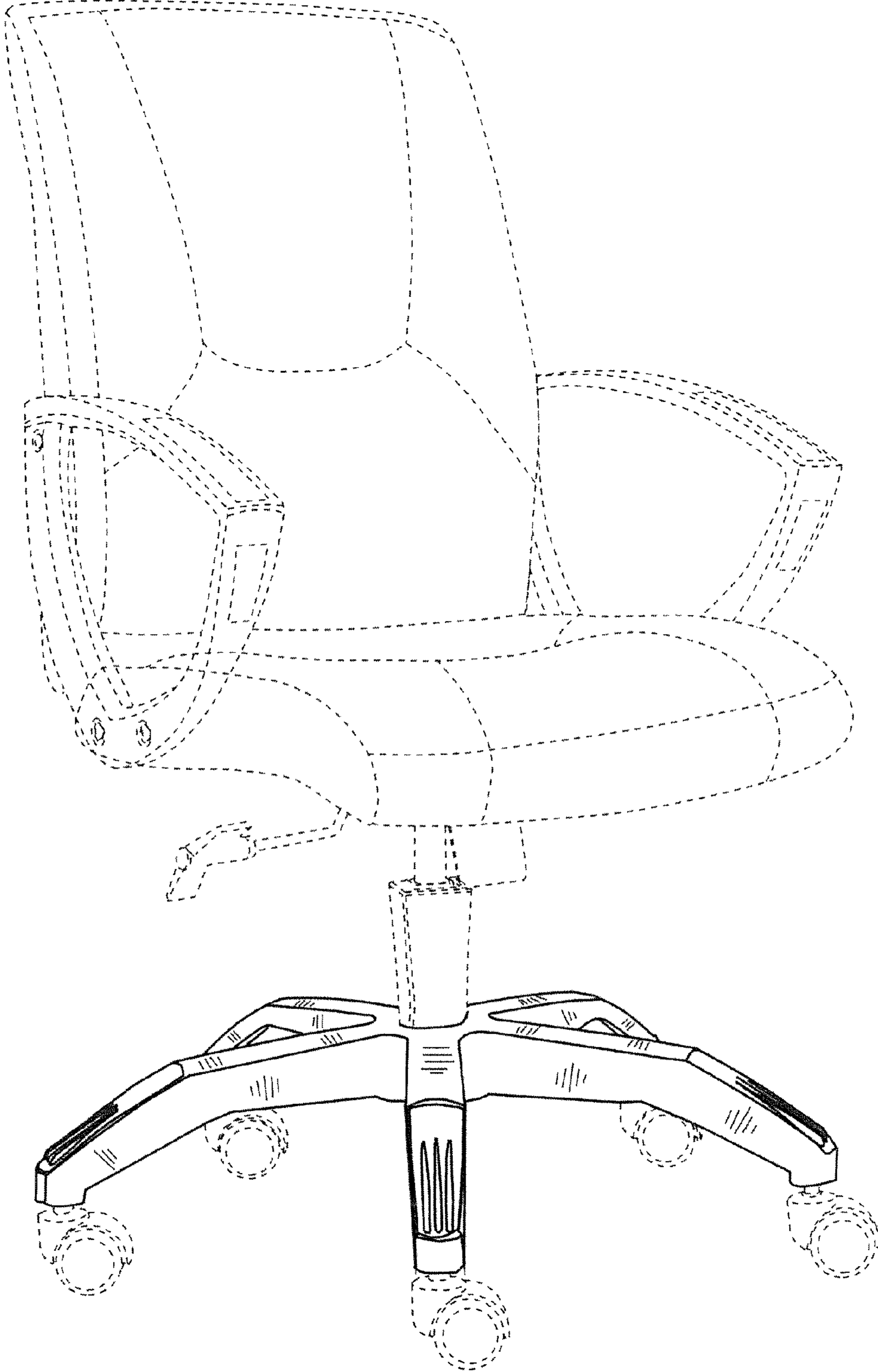


FIG. 7