



US00D588383S

(12) **United States Design Patent**
Thompson

(10) **Patent No.:** **US D588,383 S**
(45) **Date of Patent:** **** Mar. 17, 2009**

(54) **LATTICE**

(75) Inventor: **David W. Thompson**, New Albany, OH
(US)

(73) Assignee: **American Signature, Inc.**, Columbus,
OH (US)

(**) Term: **14 Years**

(21) Appl. No.: **29/296,518**

(22) Filed: **Oct. 23, 2007**

Related U.S. Application Data

(62) Division of application No. 29/259,065, filed on May
2, 2006, now Pat. No. Des. 571,585.

(51) **LOC (9) Cl.** **06-04**

(52) **U.S. Cl.** **D6/494**

(58) **Field of Classification Search** D6/480-489,
D6/491, 494, 495, 497; 108/151, 153, 156-157,
108/161; D25/136

See application file for complete search history.

(56) **References Cited**

U.S. PATENT DOCUMENTS

2,156,799	A *	5/1939	Benedict	160/97
2,576,260	A *	11/1951	Metts	52/455
D255,196	S *	6/1980	Durrant	D6/494
D295,244	S *	4/1988	Bauman	D6/438
D355,998	S *	3/1995	Brandon	D6/495

D378,791	S *	4/1997	Walters et al.	D6/492
D390,731	S *	2/1998	Paus	D6/503
D392,127	S *	3/1998	Paus	D6/492
D401,441	S *	11/1998	De Blaay	D6/438
D421,354	S *	3/2000	Walters et al.	D6/492
D474,053	S *	5/2003	Lenger	D6/503
D512,588	S *	12/2005	Risdon	D6/491
D564,799	S *	3/2008	Thompson	D6/491
D571,128	S *	6/2008	Thompson	D6/495

* cited by examiner

Primary Examiner—Elizabeth A Albert
Assistant Examiner—Kelley A Donnelly

(57) **CLAIM**

The ornamental design for lattice, as shown and described.

DESCRIPTION

FIG. 1 is a front elevational view of lattice showing my new design.

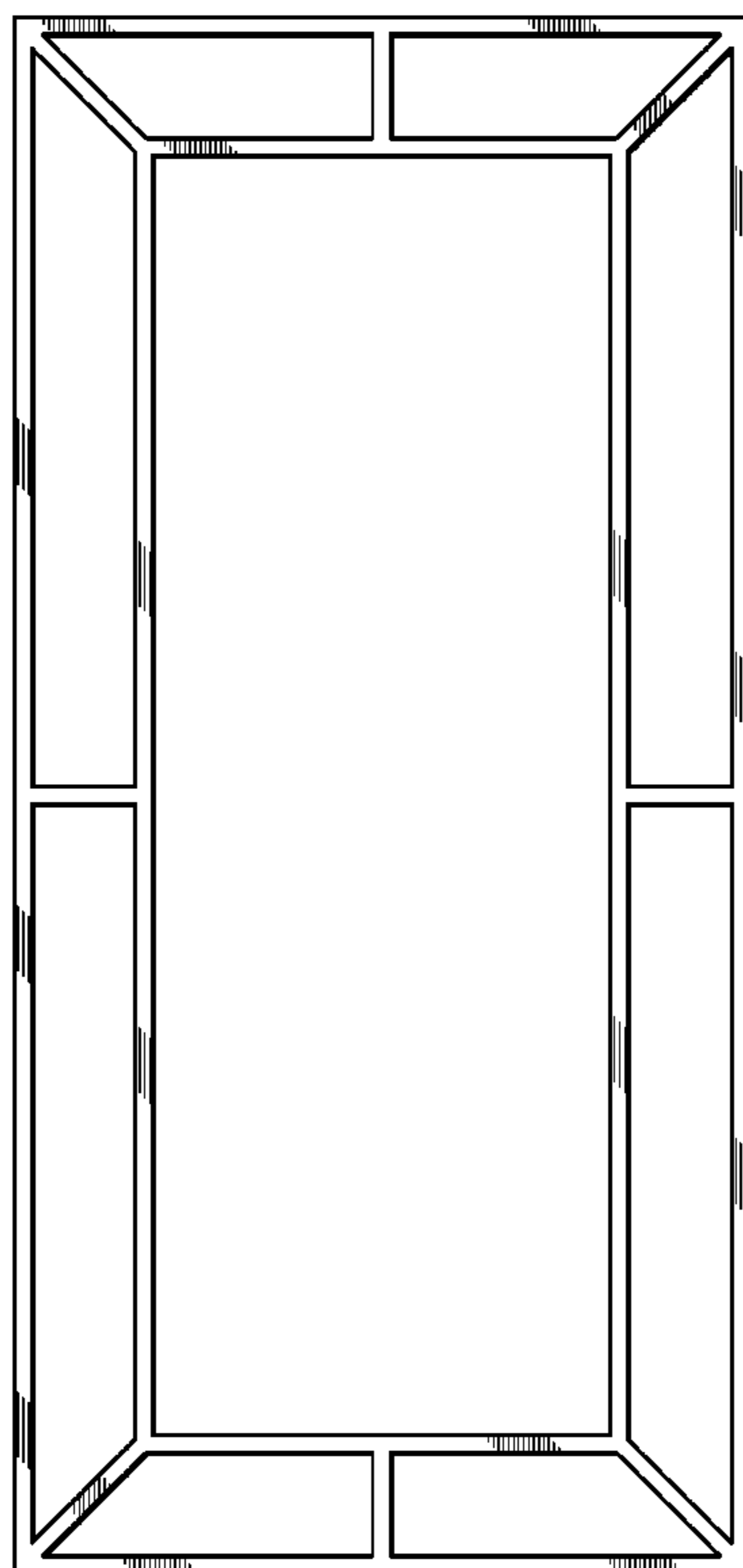
FIG. 2 is an enlarged front elevational view thereof, with the rear elevational view thereof being identical.

FIG. 3 is a right-side elevational view thereof, with the left-side elevational view thereof being identical; and,

FIG. 4 is a top plan view thereof, with the bottom plan view thereof being identical.

The broken lines in FIG. 1 depict environment and form no part of the claimed design.

1 Claim, 2 Drawing Sheets






FIG. 1

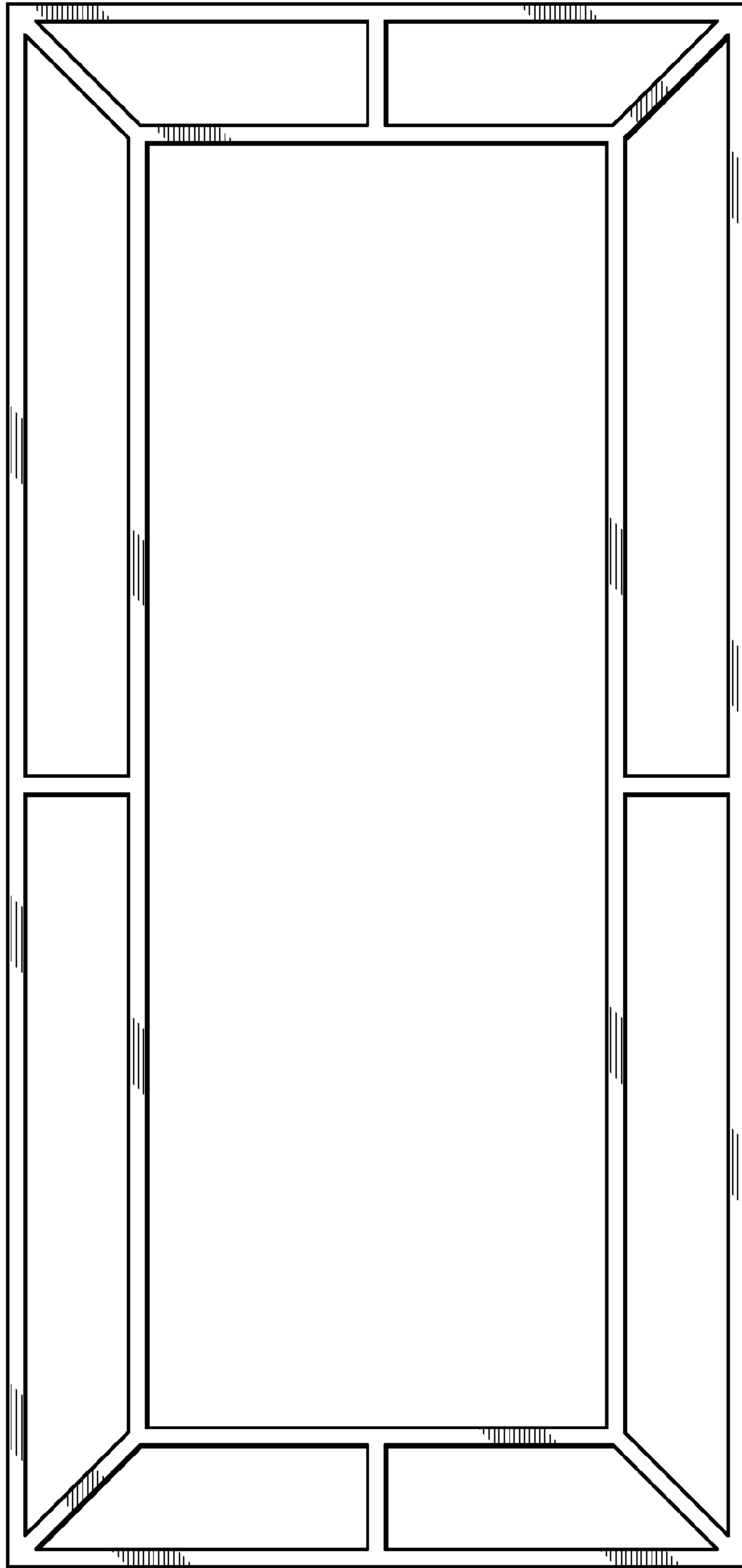


FIG. 2



FIG. 3



FIG. 4