



US00D588376S

(12) **United States Design Patent**
Simone

(10) **Patent No.:** **US D588,376 S**

(45) **Date of Patent:** **** Mar. 17, 2009**

(54) **DISPLAY**

(75) Inventor: **Daniele Simone**, Widen (CH)

(73) Assignee: **Swatch AG (Swatch SA) (Swatch Ltd.)**,
Bienne (CH)

(**) Term: **14 Years**

(21) Appl. No.: **29/323,696**

(22) Filed: **Aug. 29, 2008**

(30) **Foreign Application Priority Data**

Apr. 16, 2008 (WO) DM/070 086

(51) **LOC (9) Cl.** **06-04**

(52) **U.S. Cl.** **D6/441**

(58) **Field of Classification Search** D6/432,
D6/434, 436-448, 470-472, 486; 312/102,
312/114, 138.1, 204, 224, 227, 237, 257.1;
D11/131; D24/210

See application file for complete search history.

(56) **References Cited**

U.S. PATENT DOCUMENTS

D296,131 S * 6/1988 James D24/210

D331,673 S * 12/1992 Faber D6/441
D363,179 S * 10/1995 Abraham D6/486
D374,998 S * 10/1996 Ko D6/440
D427,454 S * 7/2000 Munch et al. D6/448
D440,788 S * 4/2001 Alexandersson D6/445

* cited by examiner

Primary Examiner—Mimosa De

(74) *Attorney, Agent, or Firm*—Collen IP; Donald J. Ranft

(57) **CLAIM**

The ornamental design for a display, as shown and described.

DESCRIPTION

FIG. 1 is a front view of my new, original and ornamental design for a display;

FIG. 2 is a right side view thereof;

FIG. 3 is a top view thereof;

FIG. 4 is a rear view thereof;

FIG. 5 is a left side view thereof;

FIG. 6 is a bottom view thereof;

FIG. 7 is a front perspective view; and,

FIG. 8 is a rear perspective view.

1 Claim, 3 Drawing Sheets




Fig. 1

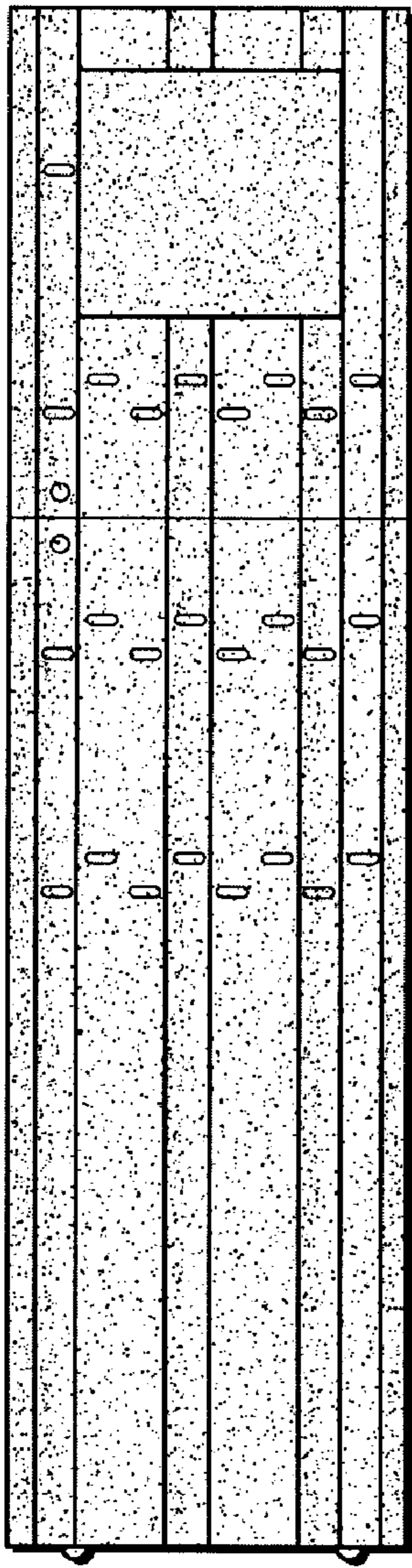


Fig. 2




Fig. 3

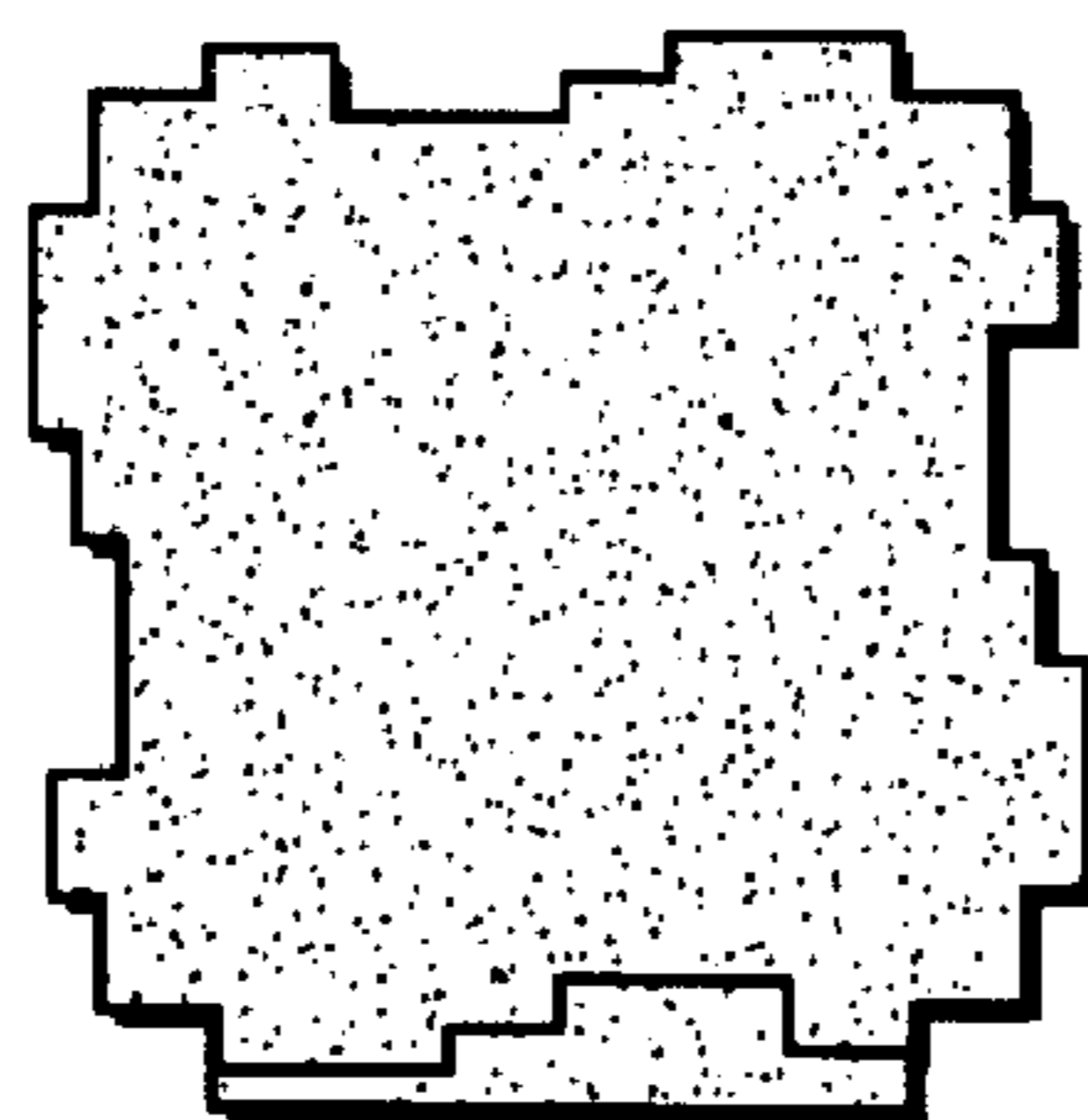


Fig. 4

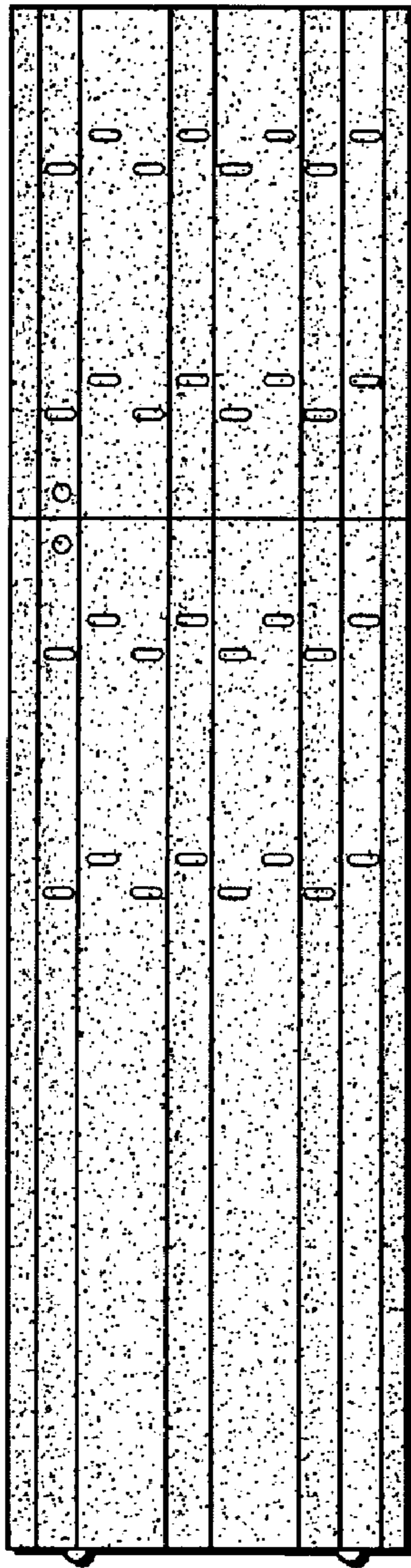


Fig. 5

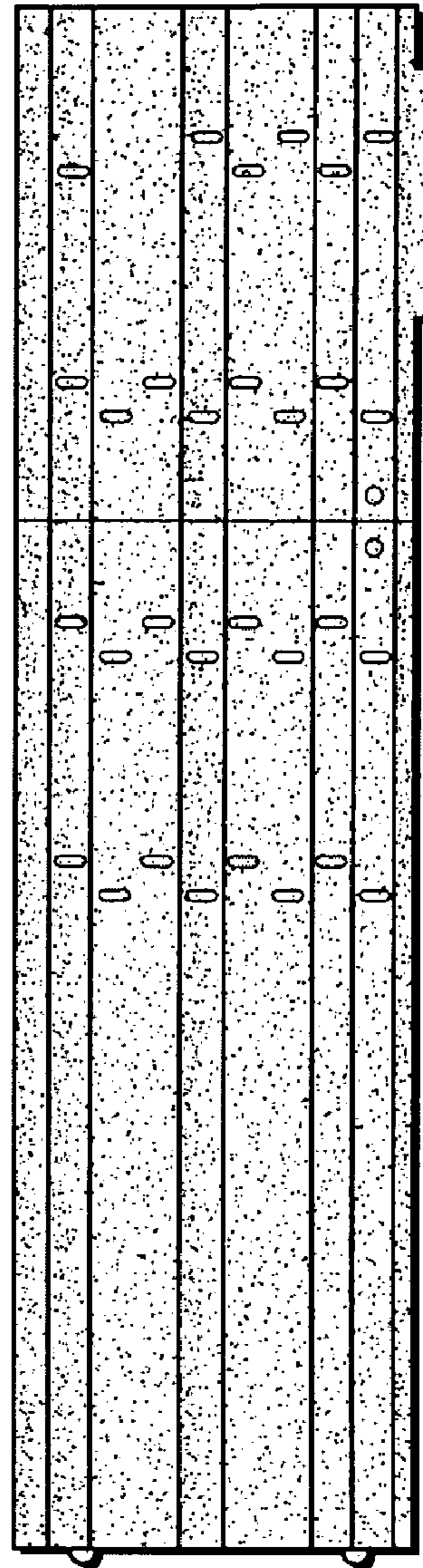


Fig. 6

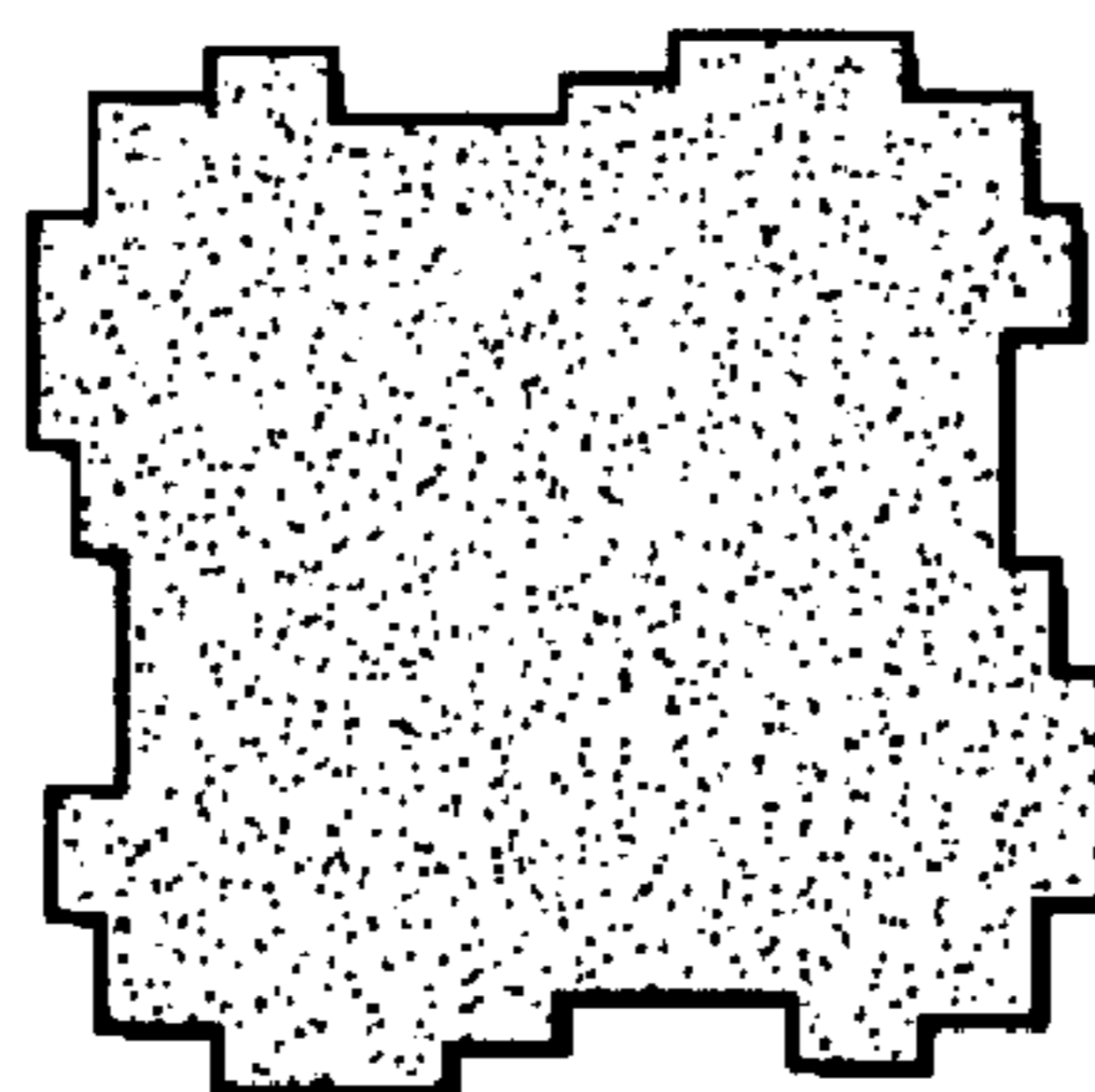


Fig. 7




Fig. 8

