



US00D588371S

(12) **United States Design Patent**
Picco et al.

(10) **Patent No.:** **US D588,371 S**
(45) **Date of Patent:** **** Mar. 17, 2009**

(54) **SEAT**

(75) Inventors: **Mara Picco**, Manzano (IT); **Roberto Foschia**, Manzano (IT)

(73) Assignee: **Arrmet S.R.L.**, Manzano (UD) (IT)

(**) Term: **14 Years**

(21) Appl. No.: **29/295,742**

(22) Filed: **Oct. 5, 2007**

(51) **LOC (9) Cl.** **06-01**

(52) **U.S. Cl.** **D6/375**

(58) **Field of Classification Search** D6/375,
D6/364-366, 357, 371-376, 379-380, 498,
D6/500-502; 297/232, 239, 303.1, 440.2,
297/440.15, 440.21, 440.22, 445.1, 446.1,
297/447.3, 448.1, 452.1, 452.15, 452.18

See application file for complete search history.

(56) **References Cited**

U.S. PATENT DOCUMENTS

D196,429 S * 10/1963 Johnson D6/366
D205,939 S * 10/1966 Laverne et al. D6/375
D219,813 S * 2/1971 McQueen D6/356
D242,310 S * 11/1976 Fister D6/373

D417,795 S * 12/1999 Rashid D6/375
D458,764 S * 6/2002 Starck D6/366
D525,446 S * 7/2006 Farber D6/375
D554,382 S * 11/2007 Nobles et al. D6/366
D554,386 S * 11/2007 Nobles et al. D6/375
D573,806 S * 7/2008 Pillet D6/376

* cited by examiner

Primary Examiner—Caron Veynar

Assistant Examiner—Abraham Bahta

(74) *Attorney, Agent, or Firm*—Themis Law

(57) **CLAIM**

The ornamental design for a seat, as shown and described.

DESCRIPTION

FIG. 1 is a front elevational view of a seat showing my new design;

FIG. 2 is a rear elevational view thereof;


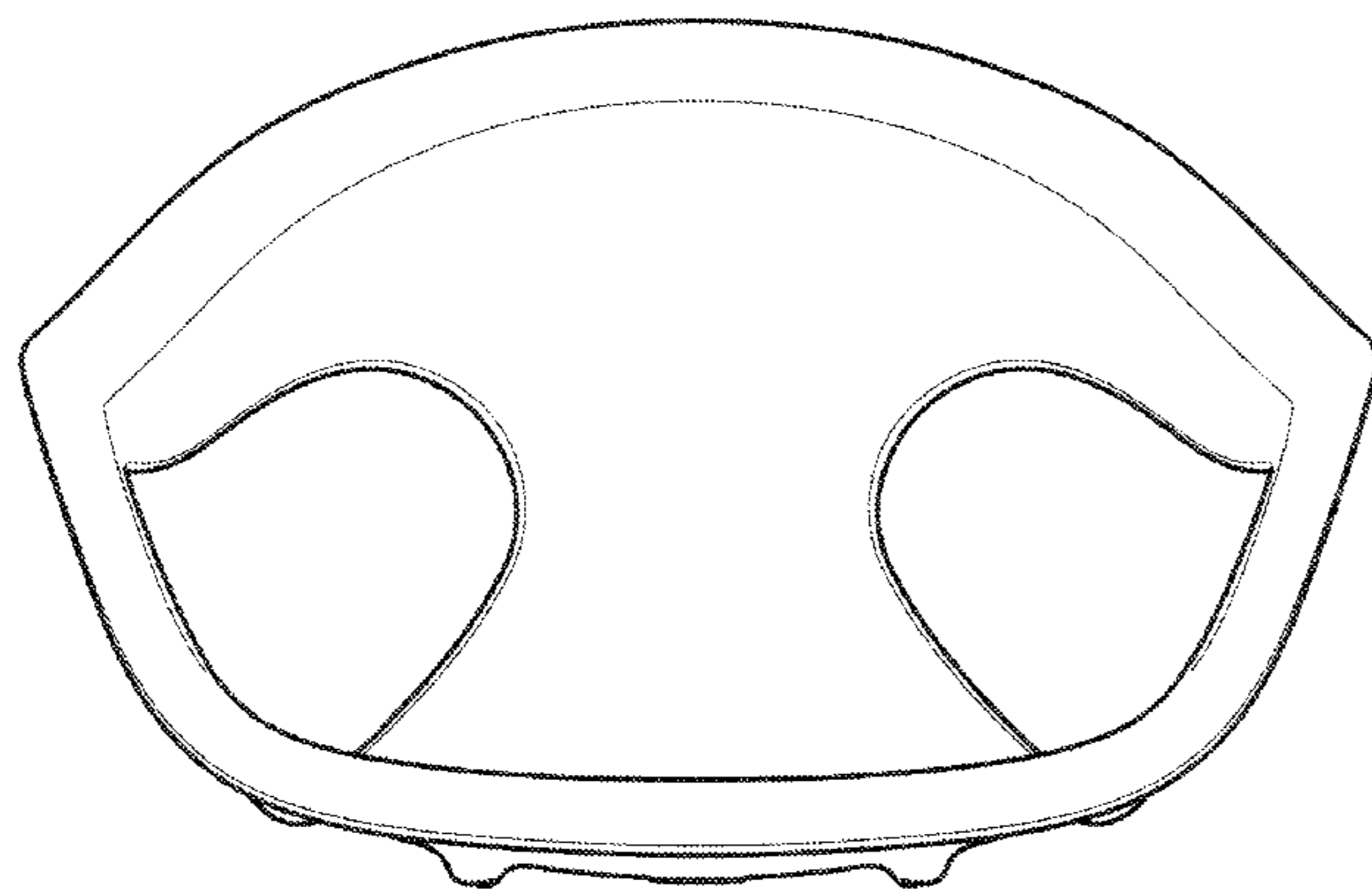
FIG. 3 is a right side elevational view thereof;

FIG. 4 is a left side elevational view thereof;

FIG. 5 is a top plan view thereof; and,

FIG. 6 is a bottom plan view thereof.

1 Claim, 6 Drawing Sheets



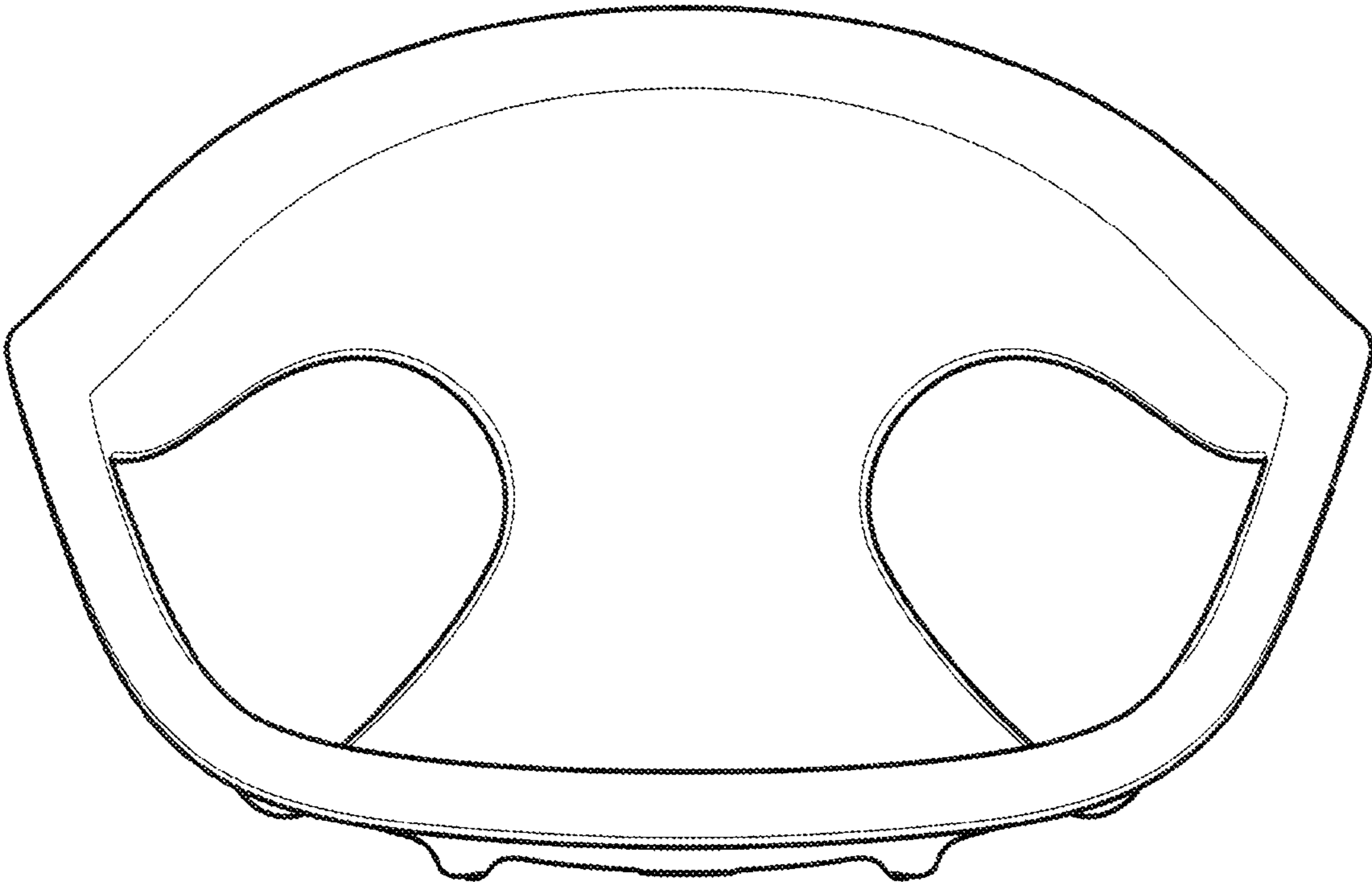


FIG. 1

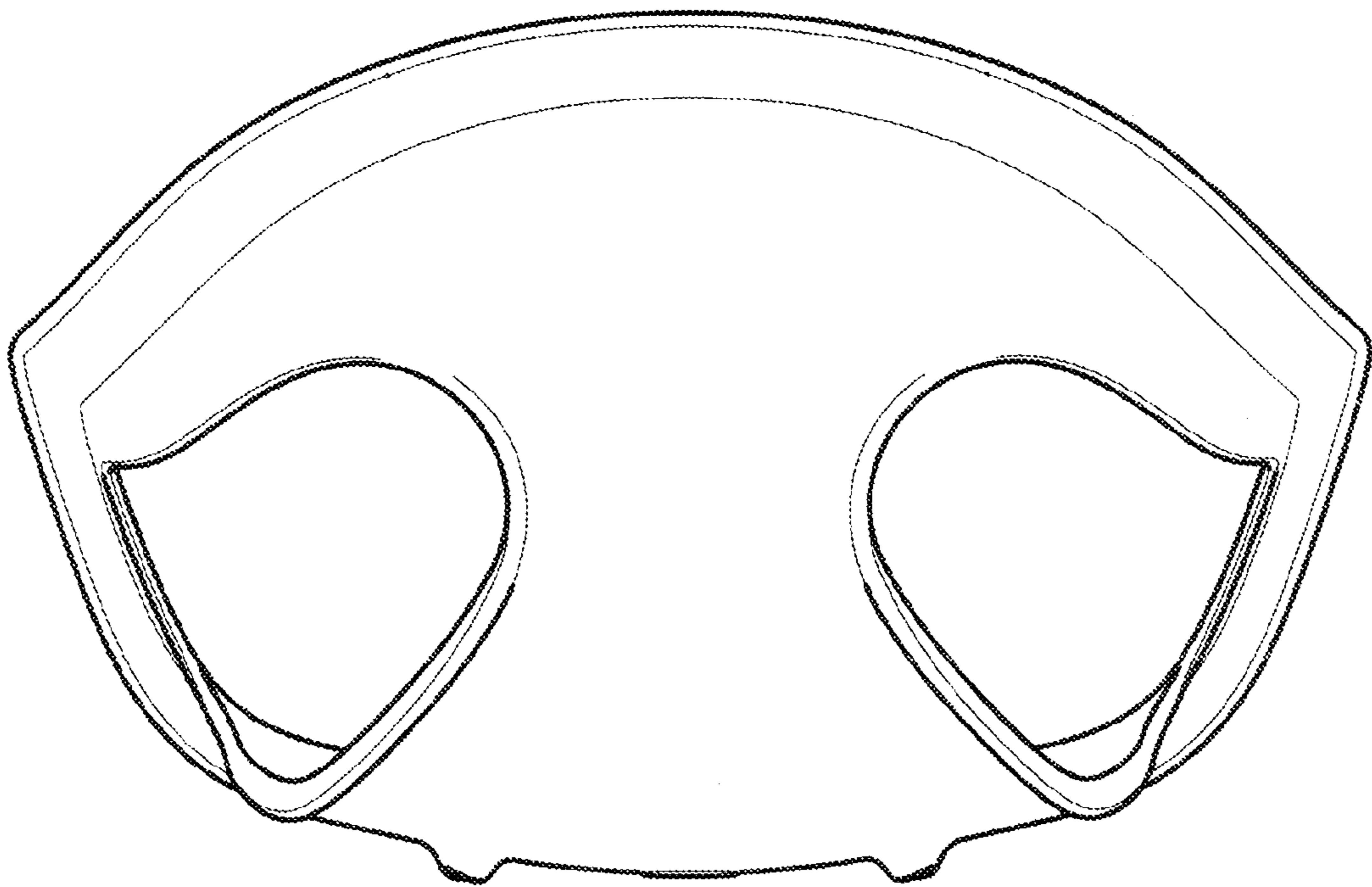


FIG. 2




FIG. 3




FIG. 4

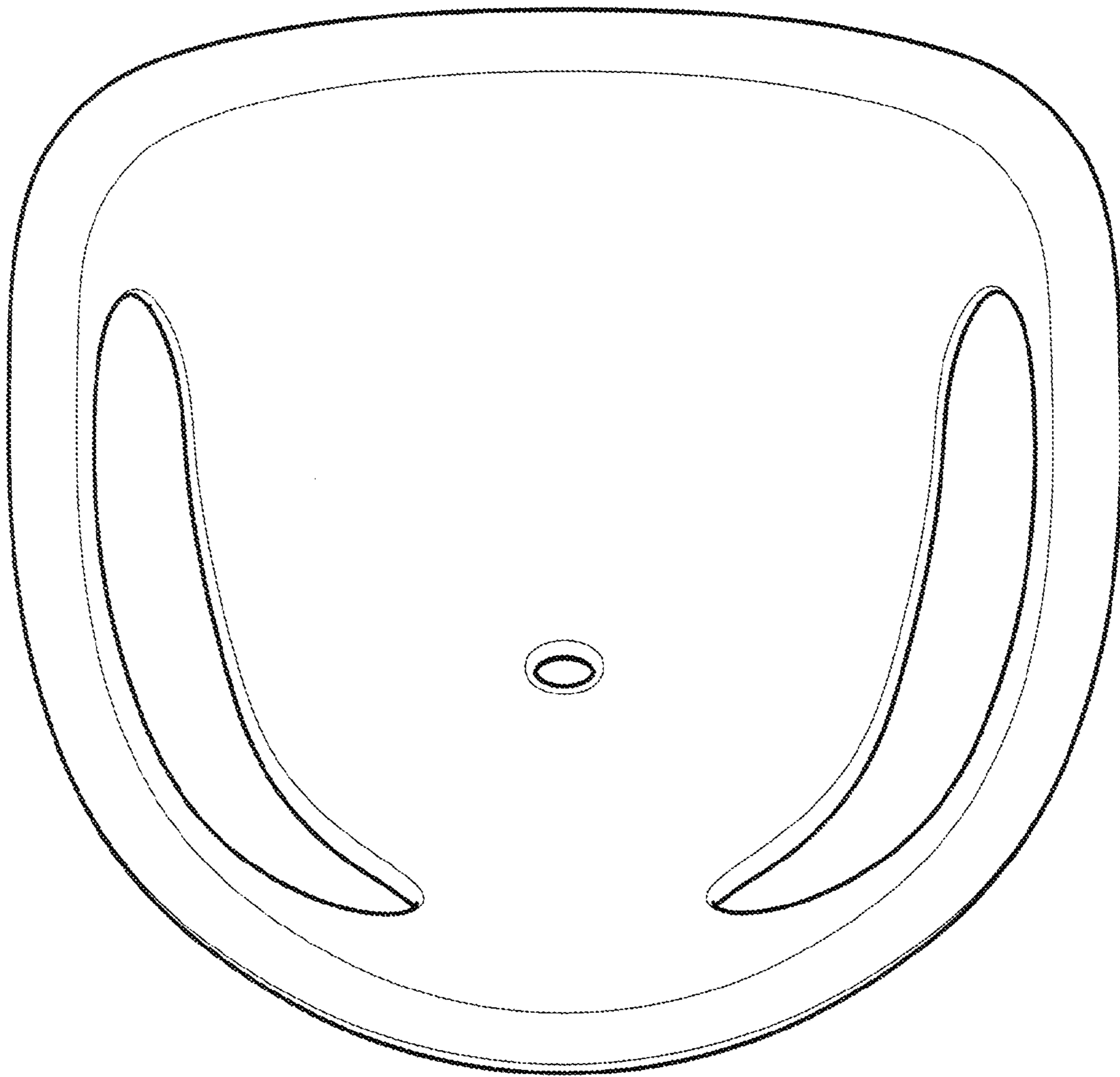


FIG. 5

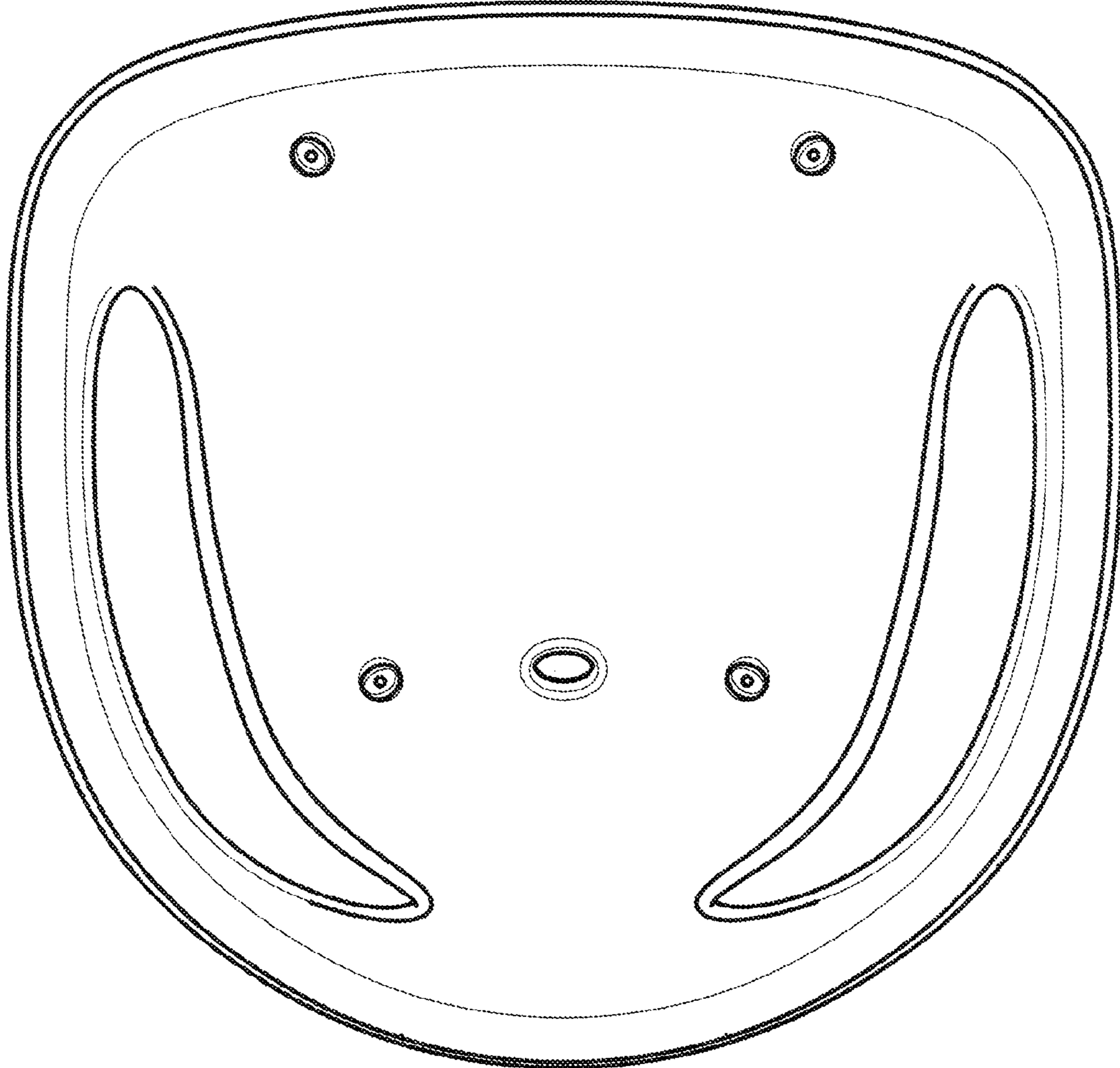


FIG. 6