



US00D588369S

(12) **United States Design Patent**
Camp, Jr. et al.

(10) **Patent No.:** **US D588,369 S**
(45) **Date of Patent:** **** Mar. 17, 2009**

(54) **CHAIR**

(75) Inventors: **Jerry C. Camp, Jr.**, Birmingham, AL (US); **Timothy M. LeRoy**, Birmingham, AL (US); **Malcolm E. McVay**, Birmingham, AL (US)

(73) Assignee: **Meadowcraft, Inc.**, Birmingham, AL (US)

(**) Term: **14 Years**

(21) Appl. No.: **29/320,599**

(22) Filed: **Jun. 30, 2008**

(51) **LOC (9) Cl.** **06-01**

(52) **U.S. Cl.** **D6/361**

(58) **Field of Classification Search** D6/334-336, D6/361, 367, 369, 370, 372, 373, 375, 376, D6/379, 380, 499, 500-502; 297/411.44, 297/423.4, 445.1, 446.1, 452.12, 452.13, 297/452.19, 451.9, 452.2

See application file for complete search history.

(56) **References Cited**

U.S. PATENT DOCUMENTS

D233,281 S * 10/1974 Johnson D6/372

D312,735 S * 12/1990 Hoffmann D6/361

D316,489 S * 4/1991 Frinier D6/361

5,061,011 A * 10/1991 Miller 297/423.4

D429,424 S * 8/2000 Vanderminden, Sr. D6/375

* cited by examiner

Primary Examiner—Mimosa De

(74) *Attorney, Agent, or Firm*—C. Brandon Browning; Maynard Cooper & Gale, PC

(57) **CLAIM**

The ornamental design for a chair, as shown and described.

DESCRIPTION

FIG. 1 is a front perspective view of a chair in accordance with the present invention.


FIG. 2 is a side elevational view of the chair of FIG. 1.

FIG. 3 is a front elevational view of the chair of FIG. 1.

FIG. 4 is a rear elevational view of the chair of FIG. 1; and,

FIG. 5 is a top plan view of the chair of FIG. 1.

1 Claim, 5 Drawing Sheets



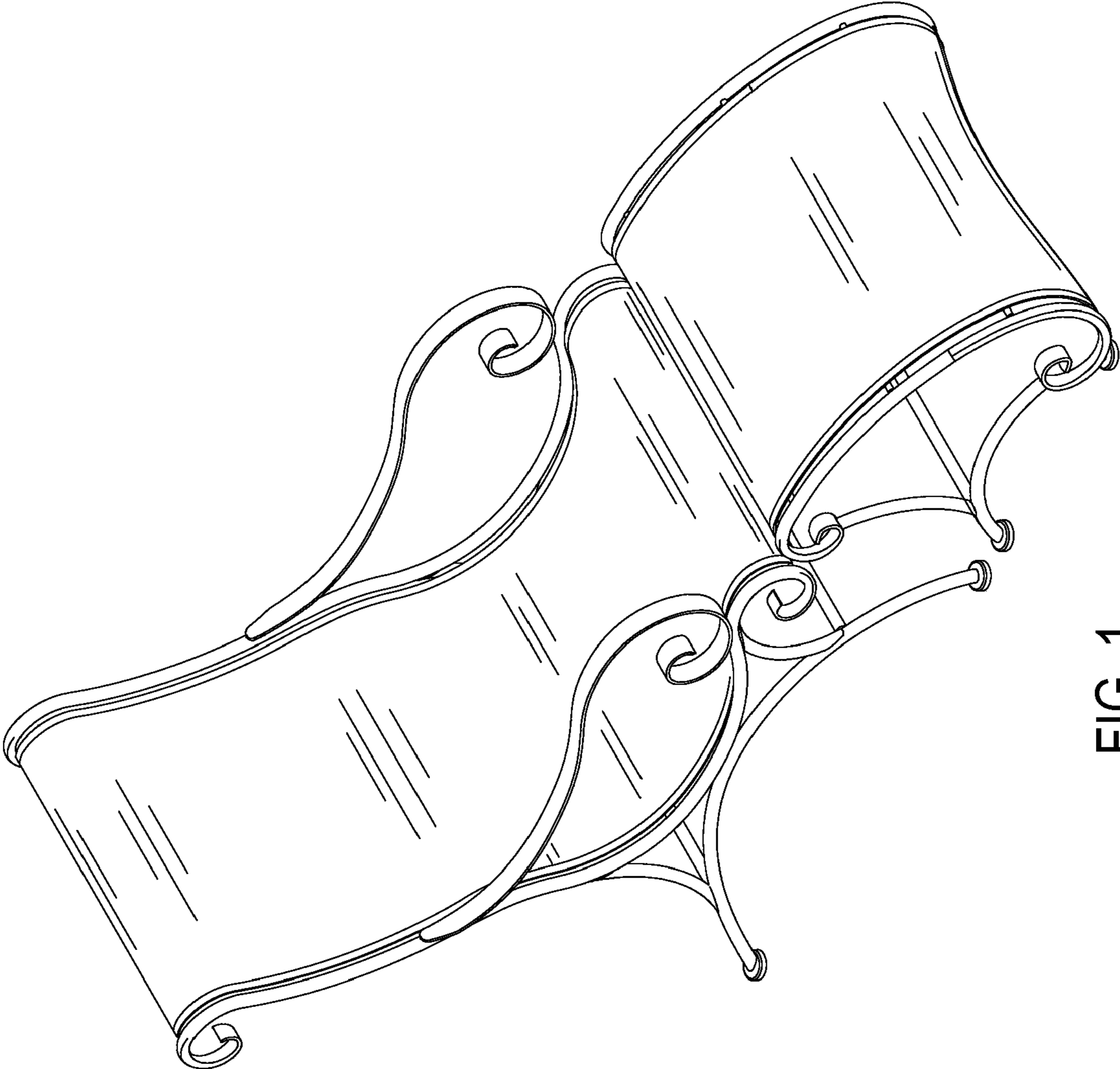


FIG. 1




FIG. 2




FIG. 3




FIG. 4




FIG. 5