



US00D588367S

(12) **United States Design Patent**
Yager

(10) **Patent No.:** **US D588,367 S**
(45) **Date of Patent:** **** Mar. 17, 2009**

(54) **GREETING CARD DISPLAY AND KEEPSAKE APPARATUS**

(76) Inventor: **Marie-Leslie Yager**, 403 Silver Creek Dr., Duncanville, TX (US) 75137

(**) Term: **14 Years**

(21) Appl. No.: **29/301,945**

(22) Filed: **Mar. 24, 2008**

(51) **LOC (9) Cl.** **06-07**

(52) **U.S. Cl.** **D6/301**

(58) **Field of Classification Search** D6/300, D6/301, 303, 302, 571; 40/700, 735, 711, 40/720, 733, 722-725, 765, 124.02, 124.01, 40/790, 798; D11/133, 131, 134, 135, 157; D19/33, 75, 86, 90

See application file for complete search history.

(56) **References Cited**

U.S. PATENT DOCUMENTS

- D260,752 S * 9/1981 Huntsman et al. D11/157
- D266,771 S * 11/1982 Wihlke D19/33
- D271,068 S * 10/1983 Williams D11/133
- D305,282 S * 1/1990 Schmidt D6/302
- D306,661 S * 3/1990 Sanford D6/301
- D312,836 S * 12/1990 Svee D19/33
- 5,375,352 A 12/1994 Morris
- 5,544,436 A 8/1996 Lefkowitz
- D397,885 S 9/1998 Reed

- D434,570 S 12/2000 Thorne et al.
- D453,422 S 2/2002 Morgan
- D453,428 S * 2/2002 Beer D6/407
- D478,234 S * 8/2003 Beer D6/571
- 6,665,970 B1 12/2003 Yun
- D489,907 S 5/2004 Morgan
- D498,595 S 11/2004 Gordon
- D506,878 S * 7/2005 Powell D6/301
- D533,726 S 12/2006 Hutchison

* cited by examiner

Primary Examiner—Caron Veynar

Assistant Examiner—Sydney R Buffalow

(74) *Attorney, Agent, or Firm*—Robert C. Montgomery

(57) **CLAIM**

The ornamental design for a greeting card display and keepsake apparatus, as shown and described.

DESCRIPTION

FIG. 1 is a perspective view of a greeting card display and keepsake apparatus, as shown and described;

FIG. 2 is a front view thereof;

FIG. 3 is a rear view thereof;

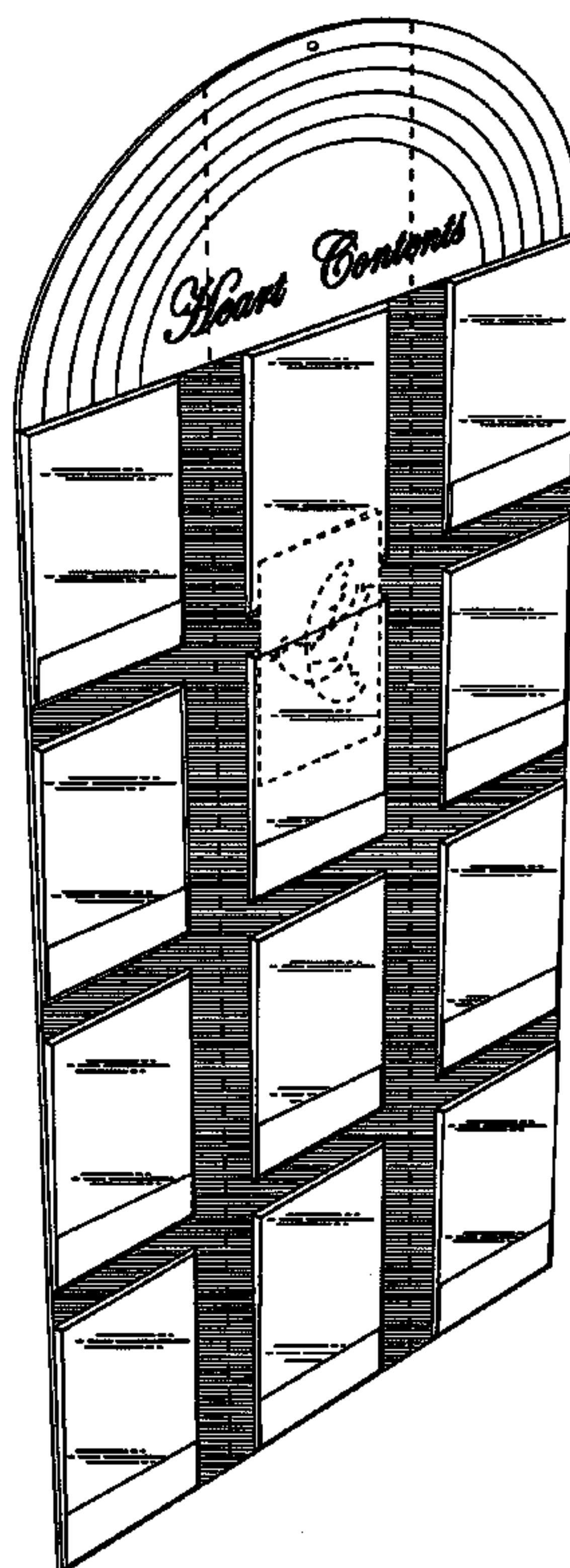
FIG. 4 is a right side view thereof;

FIG. 5 is a left side view thereof;

FIG. 6 is a top view thereof; and,

FIG. 7 is a bottom view thereof.

1 Claim, 7 Drawing Sheets



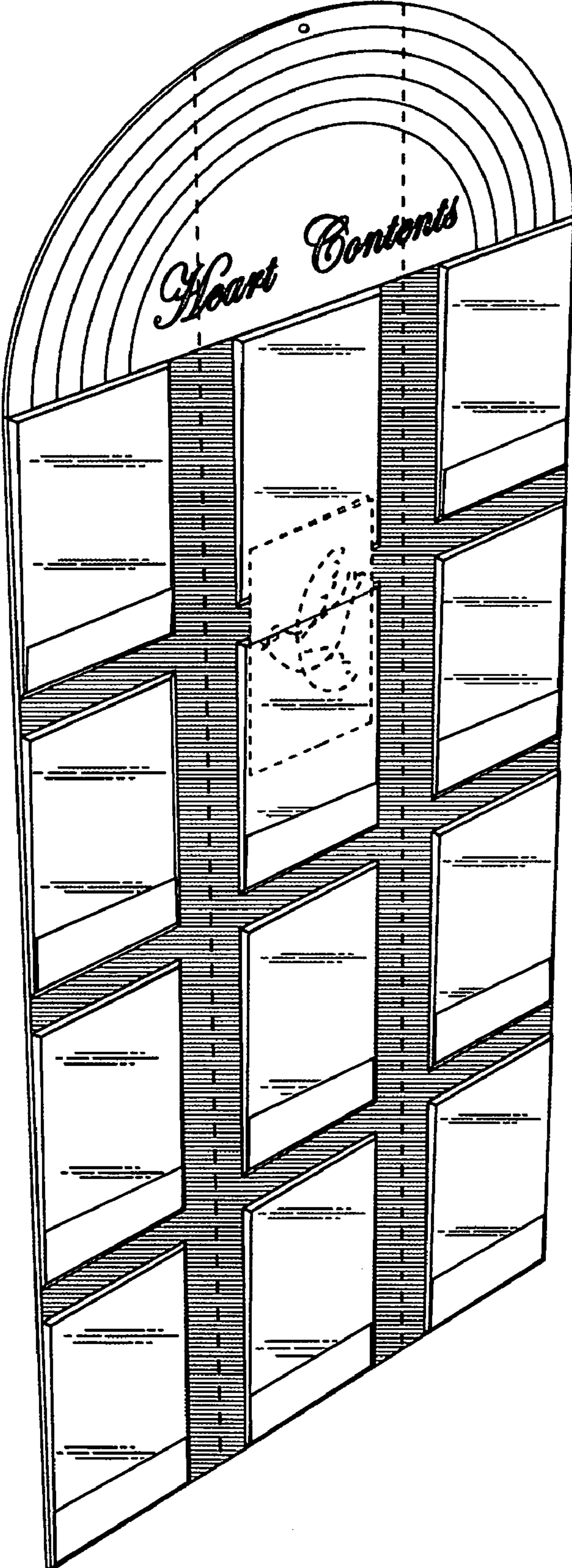


Fig. 1




Fig. 2




Fig. 3



Fig. 4




Fig. 5



Fig. 6



Fig. 7