



US00D588340S

(12) **United States Design Patent**
Bengyak

(10) **Patent No.:** **US D588,340 S**

(45) **Date of Patent:** **** Mar. 17, 2009**

(54) **T-SHIRT AND SLEEVES**

D509,645 S * 9/2005 Saunders D2/844
D509,947 S * 9/2005 Fortune D2/840

(76) Inventor: **Christopher E. Bengyak**, 3030 10th Ct.,
Vero Beach, FL (US) 32960

* cited by examiner

(**) Term: **14 Years**

Primary Examiner—Ian Simmons

Assistant Examiner—Anna J Burmeister

(21) Appl. No.: **29/295,680**

(74) *Attorney, Agent, or Firm*—Michael C. Cesarano;
Feldman Gale P.A.

(22) Filed: **Oct. 3, 2007**

(57) **CLAIM**

(51) **LOC (9) Cl.** **02-02**

The ornamental design for a T-shirt and sleeves, as shown and described.

(52) **U.S. Cl.** **D2/858**

(58) **Field of Classification Search** D2/717,
D2/840, 844, 853, 858; 2/16, 59, 113, 125,
2/126, 265, 268–269

See application file for complete search history.

DESCRIPTION

FIG. 1 is a front elevational view of a T-shirt and sleeves,
showing my new design, shown in an exploded condition;

(56) **References Cited**

U.S. PATENT DOCUMENTS

D22,284	S	*	3/1893	Cohen	D2/853
4,980,929	A	*	1/1991	Long	2/125
5,669,077	A	*	9/1997	Stewart	2/227
6,247,178	B1	*	6/2001	Bilda	2/69
D446,382	S	*	8/2001	Mongold	D2/610
6,360,372	B2	*	3/2002	Oster	2/126
D463,092	S	*	9/2002	Perez	D2/717
D474,323	S	*	5/2003	Carter	D2/717
6,654,968	B2	*	12/2003	Braun et al.	2/269

FIG. 2 is a rear elevational view thereof;

FIG. 3 is top plan view thereof;


FIG. 4 is a bottom plan view thereof;

FIG. 5 is a right side elevational view thereof, shown in an
assembled condition; and,

FIG. 6 is a left side elevational view thereof.

The broken lines shown in the drawings are for illustrative
purposes only and form no part of the claimed design.

1 Claim, 2 Drawing Sheets






FIG. 1

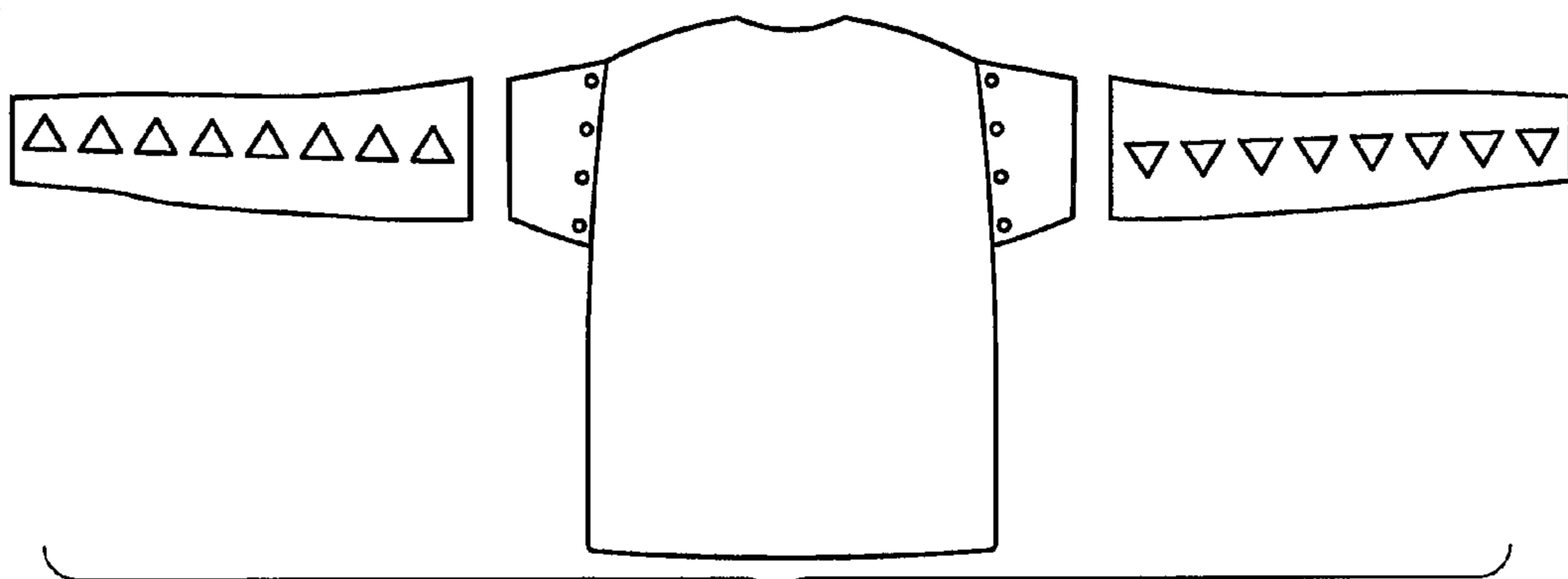


FIG. 2

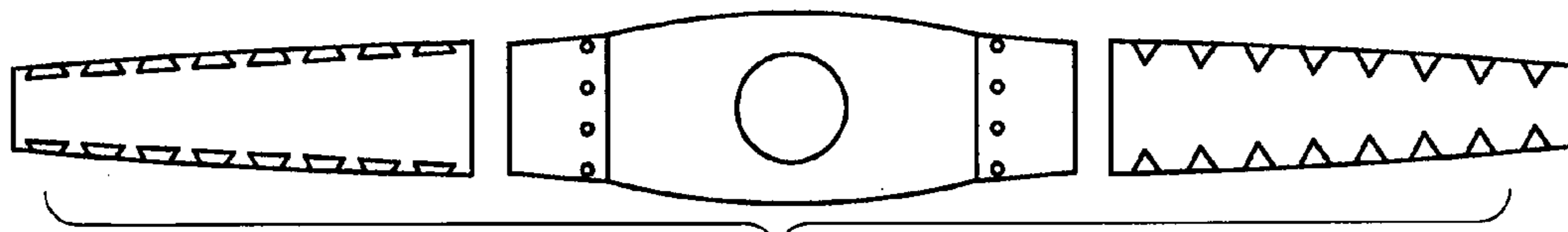


FIG. 3

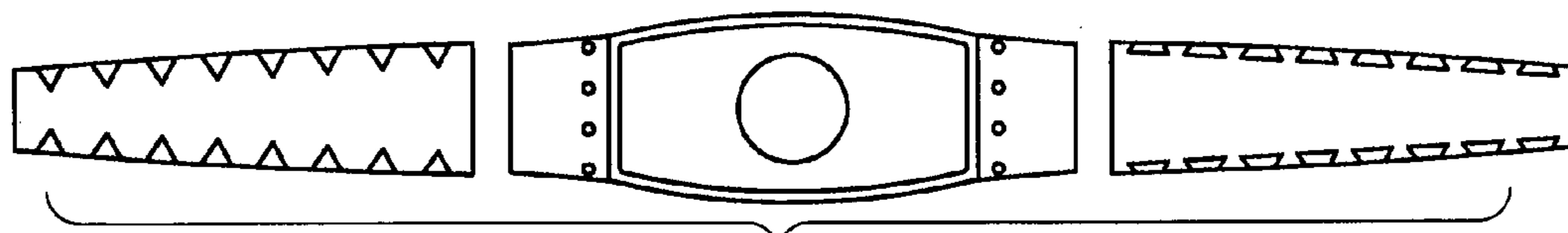


FIG. 4

