



US00D588334S

(12) **United States Design Patent**
Matthews

(10) **Patent No.:** **US D588,334 S**
(45) **Date of Patent:** **** Mar. 17, 2009**

(54) **ORTHOTIC GLOVE**

6,505,349 B1 * 1/2003 Logan et al. 2/158
6,529,121 B2 * 3/2003 Bush 340/326
6,618,860 B1 * 9/2003 Sullivan et al. 2/159

(75) Inventor: **Martin Matthews**, Redruth (GB)

(73) Assignee: **DM Orthotics Limited**, Redruth,
Cornwall (GB)

(**) Term: **14 Years**

(21) Appl. No.: **29/299,809**

(22) Filed: **Jan. 4, 2008**

(51) **LOC (9) Cl.** **02-06**

(52) **U.S. Cl.** **D2/617**

(58) **Field of Classification Search** D2/610,
D2/612, 614–623; D29/113, 115, 116.2,
D29/117.1–119, 120.1, 123; 2/16, 19, 20,
2/159, 161.1–161.8, 162, 198, 170, 455,
2/908, 910, 917; D24/190, 206, 188, 189,
D24/208; D28/63; D32/40, 42, 43, 41; D21/807;
D3/215, 224, 226, 218; 224/219, 222, 267,
224/237; 40/586, 633; 15/104.94, 107, 227;
D4/134; D20/33

See application file for complete search history.

(56) **References Cited**

U.S. PATENT DOCUMENTS

| | | | | |
|-----------|-----|--------|--------------|---------|
| 4,850,341 | A | 7/1989 | Fabry et al. | |
| D329,926 | S * | 9/1992 | Winder | D29/113 |
| 5,214,799 | A * | 6/1993 | Fabry | 2/161.6 |
| D349,364 | S * | 8/1994 | Rasmussen | D29/113 |
| 5,386,591 | A * | 2/1995 | Canan | 2/160 |
| D393,934 | S | 4/1998 | Harvey | |
| 6,035,442 | A | 3/2000 | Marando | |

* cited by examiner

Primary Examiner—Raphael Barkai

Assistant Examiner—Randall H Gholson

(74) *Attorney, Agent, or Firm*—Gardner Groff Greenwald &
Villanueva, PC

(57) **CLAIM**

The ornamental design for a orthotic glove, as shown and described.

DESCRIPTION

The orthotic glove has finger holes, and in FIGS. 1 and 4–6 the material around the finger holes is in a relaxed state.

FIG. 1 is a front bottom perspective view of a orthotic glove according to an example embodiment of the new design.

FIG. 2 is a top view of the orthotic glove of FIG. 1 lying flat, showing a securing clasp in a closed position.

FIG. 3 is a bottom view of the orthotic glove of FIG. 2, showing a palm opening.

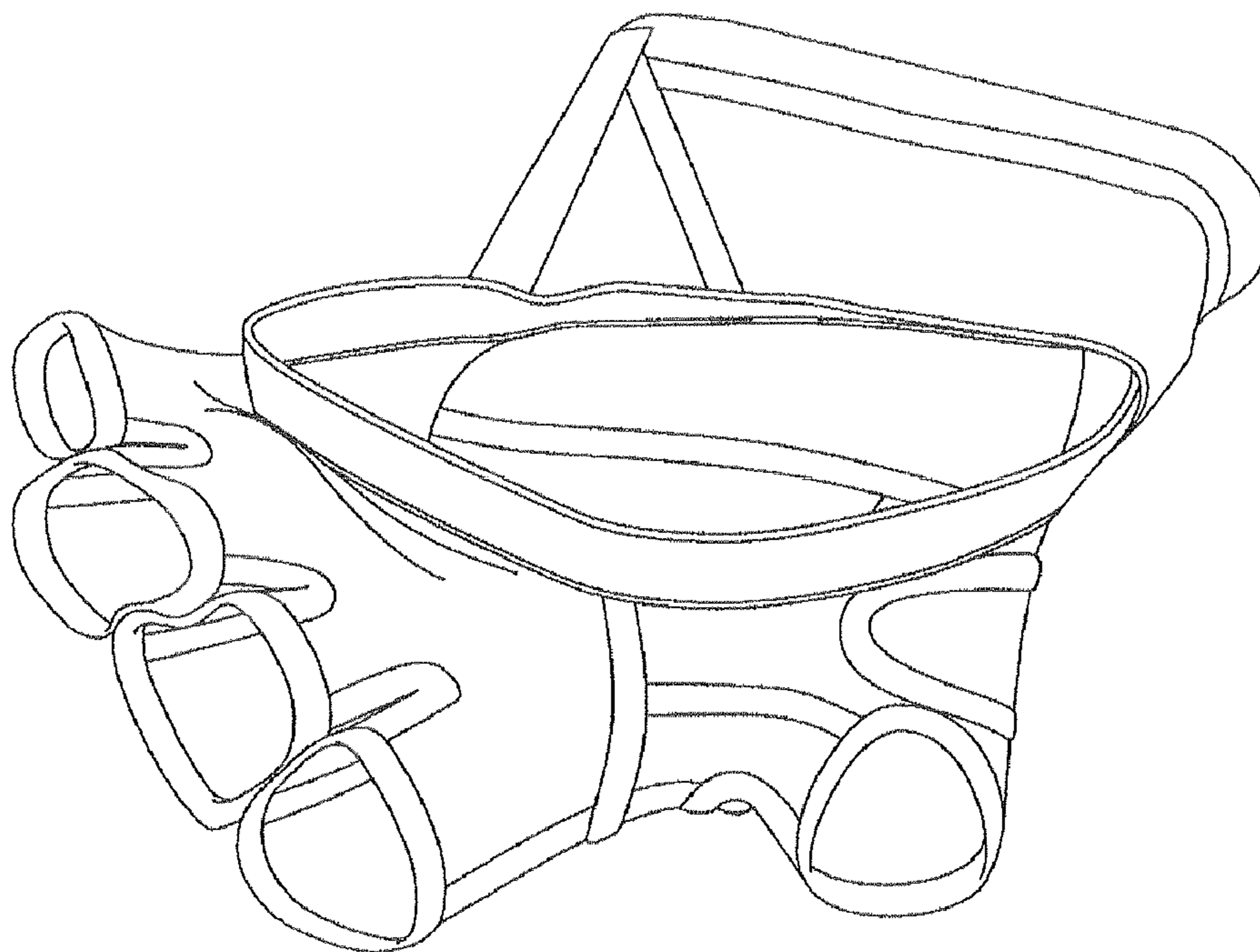
FIG. 4 is a left side view of the orthotic glove of FIG. 2.

FIG. 5 is a right side view of the orthotic glove of FIG. 2.

FIG. 6 is a front/finger end view of the orthotic glove of FIG. 3; and,

FIG. 7 is a back/wrist end view of the orthotic glove of FIG. 3.

1 Claim, 2 Drawing Sheets



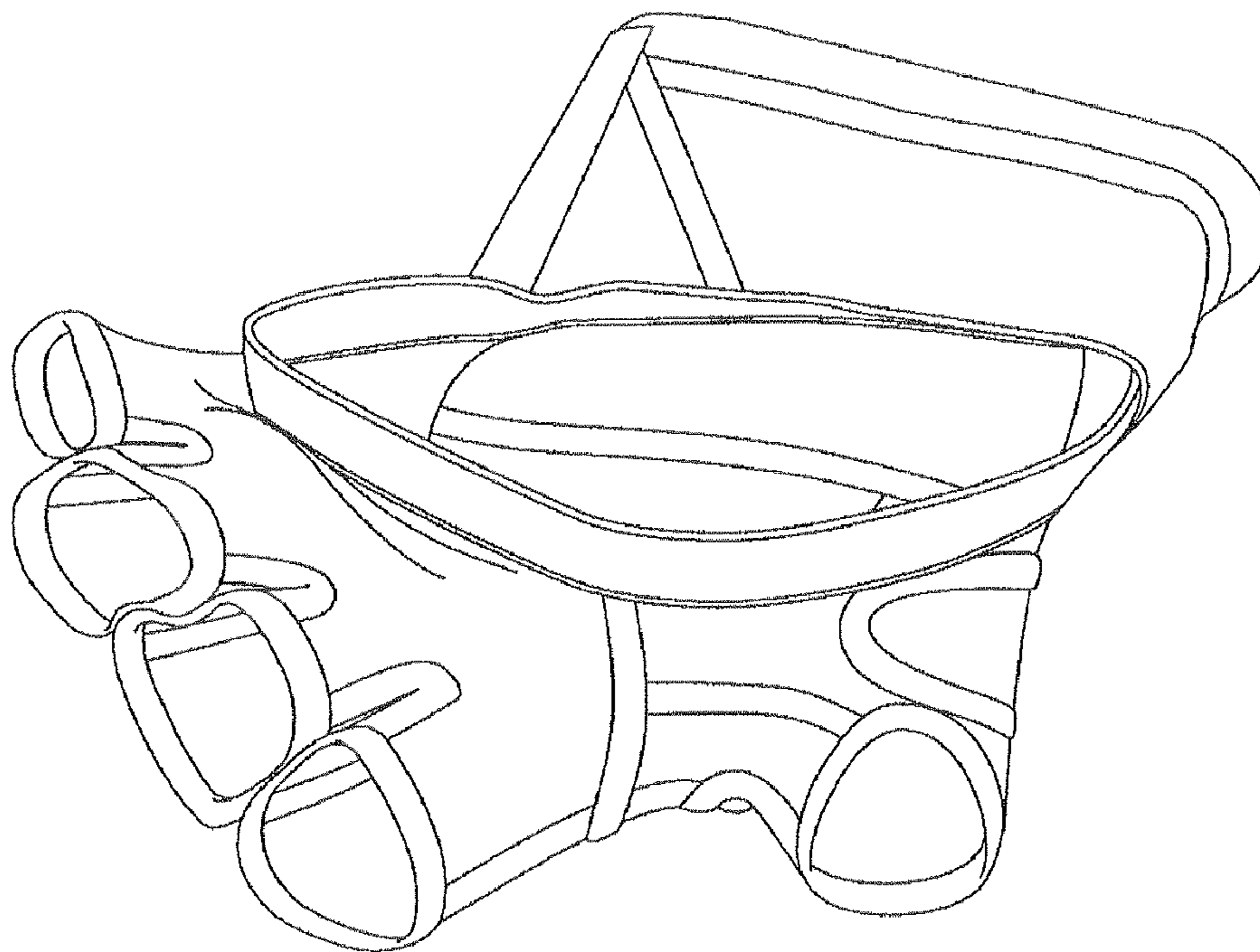


FIG. 1

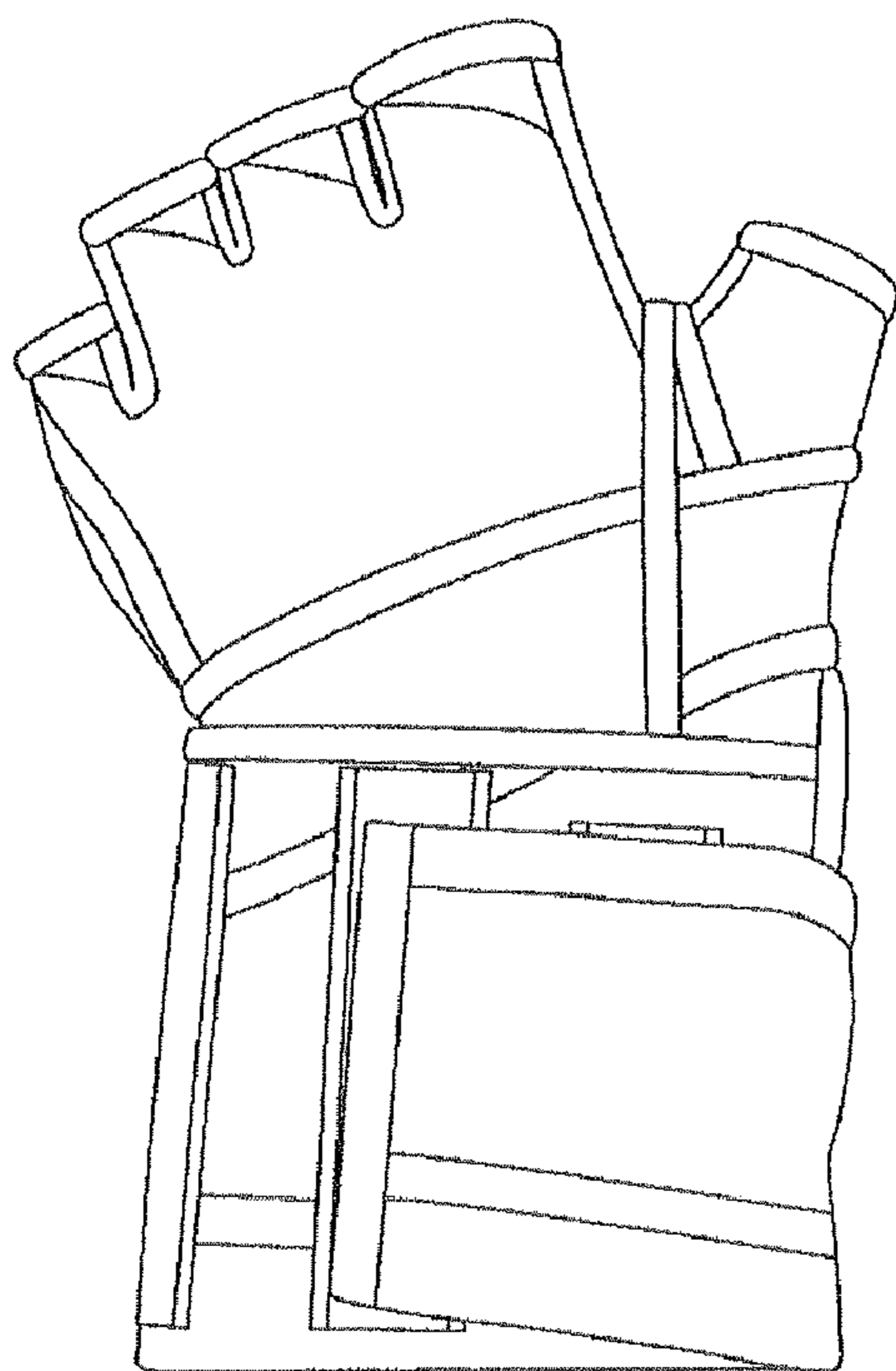


FIG. 2

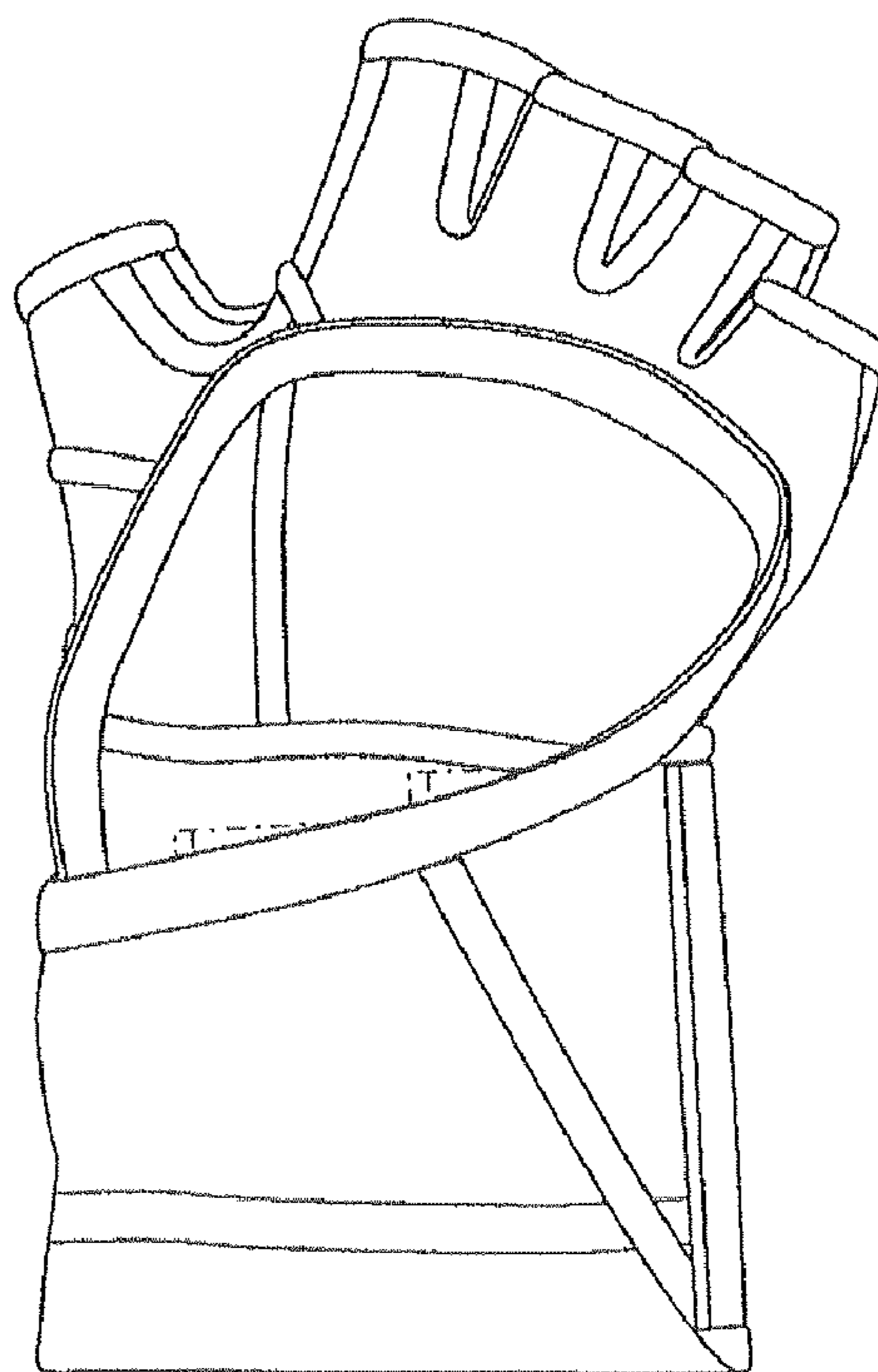


FIG. 3

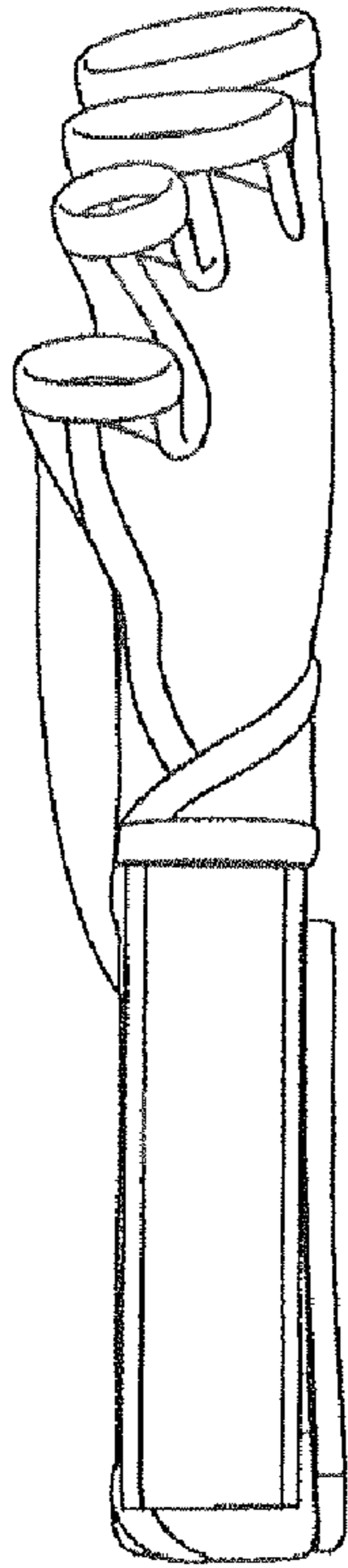


FIG. 4

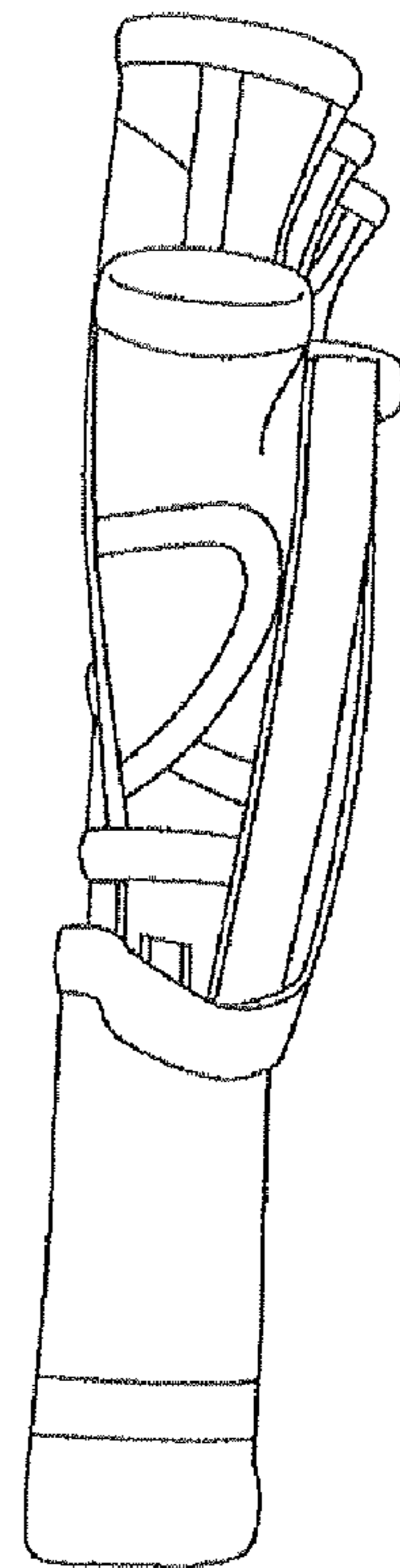


FIG. 5

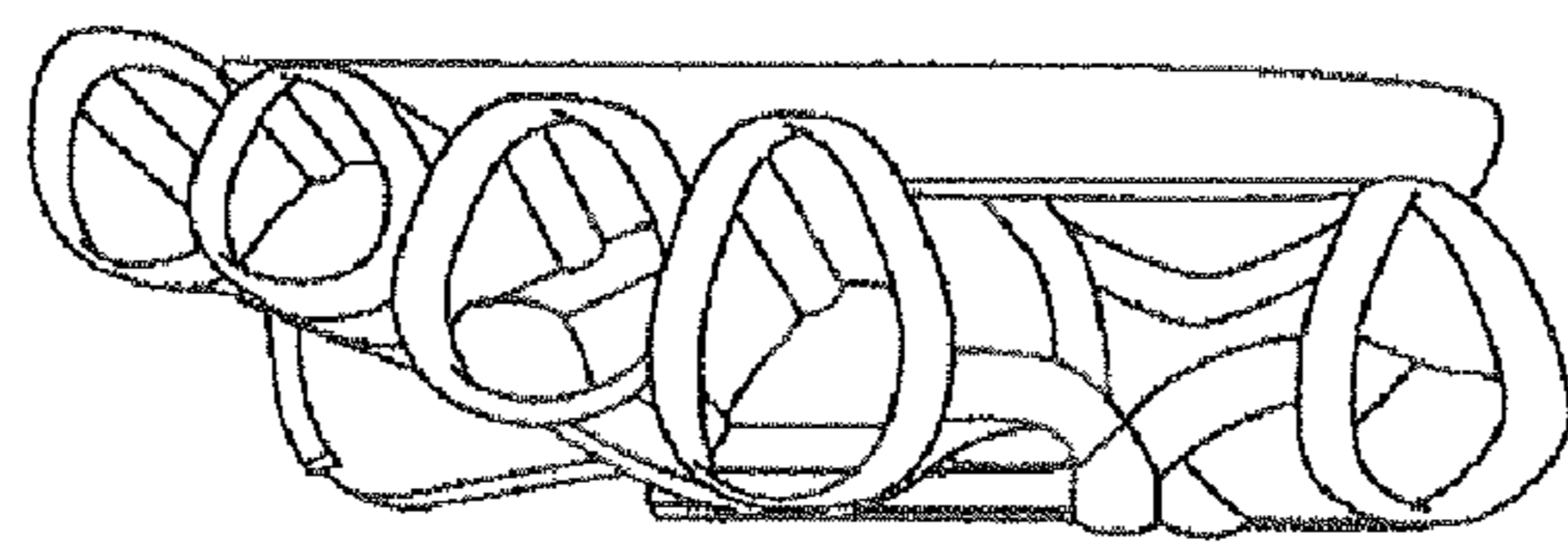


FIG. 6




FIG. 7