



US00D588333S

(12) **United States Design Patent**
Struebing

(10) **Patent No.:** **US D588,333 S**
(45) **Date of Patent:** **** Mar. 17, 2009**

(54) **HALF FACE MASK WITH NECK COVER**

(74) *Attorney, Agent, or Firm*—Frank G. Morkunas

(75) Inventor: **Jennifer Struebing**, Poway, CA (US)

(57) **CLAIM**

(73) Assignee: **Balboa Manufacturing Company, LLC**, Poway, CA (US)

I claim the ornamental design for a half face mask with neck cover, as shown and described.

(**) Term: **14 Years**

DESCRIPTION

(21) Appl. No.: **29/327,499**

FIG. 1 is a left-side elevation view of a half face mask with neck cover showing my new design.

(22) Filed: **Nov. 7, 2008**

FIG. 2 is a front elevation view of a half face mask with neck cover showing my new design.

(51) **LOC (9) Cl.** **02-05**

(52) **U.S. Cl.** **D2/600**

(58) **Field of Classification Search** D2/600,
D2/602, 605, 608, 853–854, 999; D29/108;
2/9, 171, 173, 202–203, 206

FIG. 3 is a bottom plan view of a half face mask with neck cover showing my new design.

See application file for complete search history.

FIG. 4 is a right-side elevation view of a half face mask with neck cover showing my new design.

(56) **References Cited**

U.S. PATENT DOCUMENTS

4,300,240	A *	11/1981	Edwards	2/206
4,825,474	A *	5/1989	Edwards	2/206
5,214,804	A *	6/1993	Carey et al.	2/206
D369,442	S *	4/1996	Jones	D29/108
D531,385	S *	11/2006	Lund	D2/500
7,152,252	B2 *	12/2006	Gellis et al.	2/206
7,272,861	B2 *	9/2007	Colletti et al.	2/206

FIG. 5 is a top plan view of a half face mask with neck cover showing my new design.

FIG. 6 is a rear elevation view of a half face mask with neck cover showing my new design; and,

FIG. 7 is a perspective view of a half face mask with neck cover shown in use.

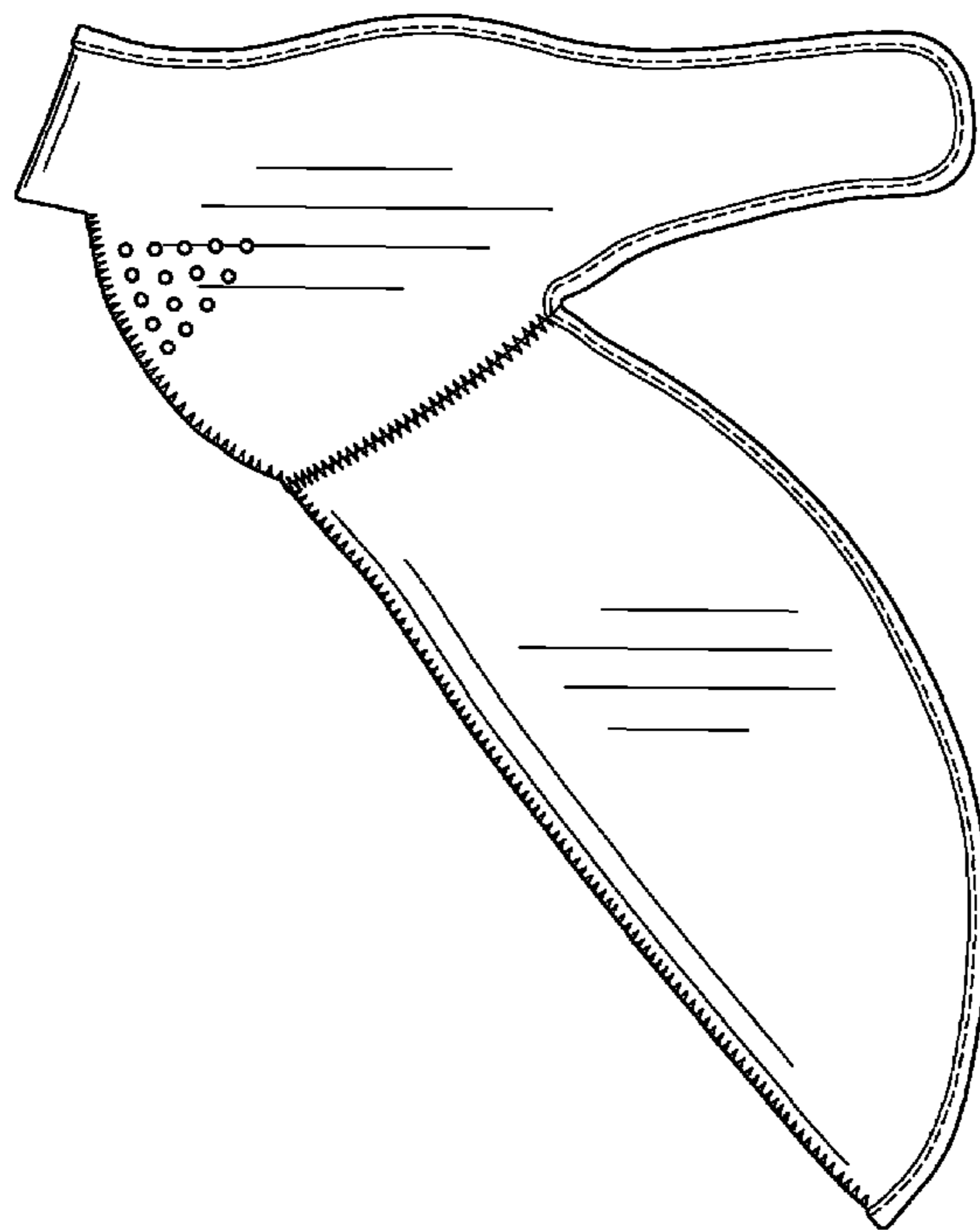
The broken line showing of a portion a person's head and neck in FIG. 7 is included for the purpose of showing the environment of the half face mask with neck and forms no part of the claimed design.

The dashed lines on the trim and the zigzag lines on the mask represent conventional stitching.

* cited by examiner

Primary Examiner—T. Chase Nelson
Assistant Examiner—Kathleen M Sims

1 Claim, 3 Drawing Sheets



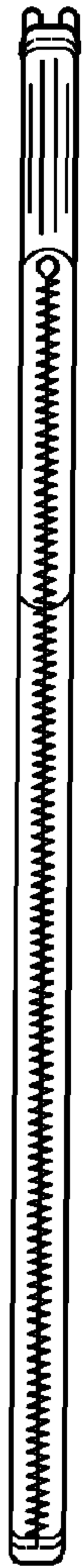


Fig. 2

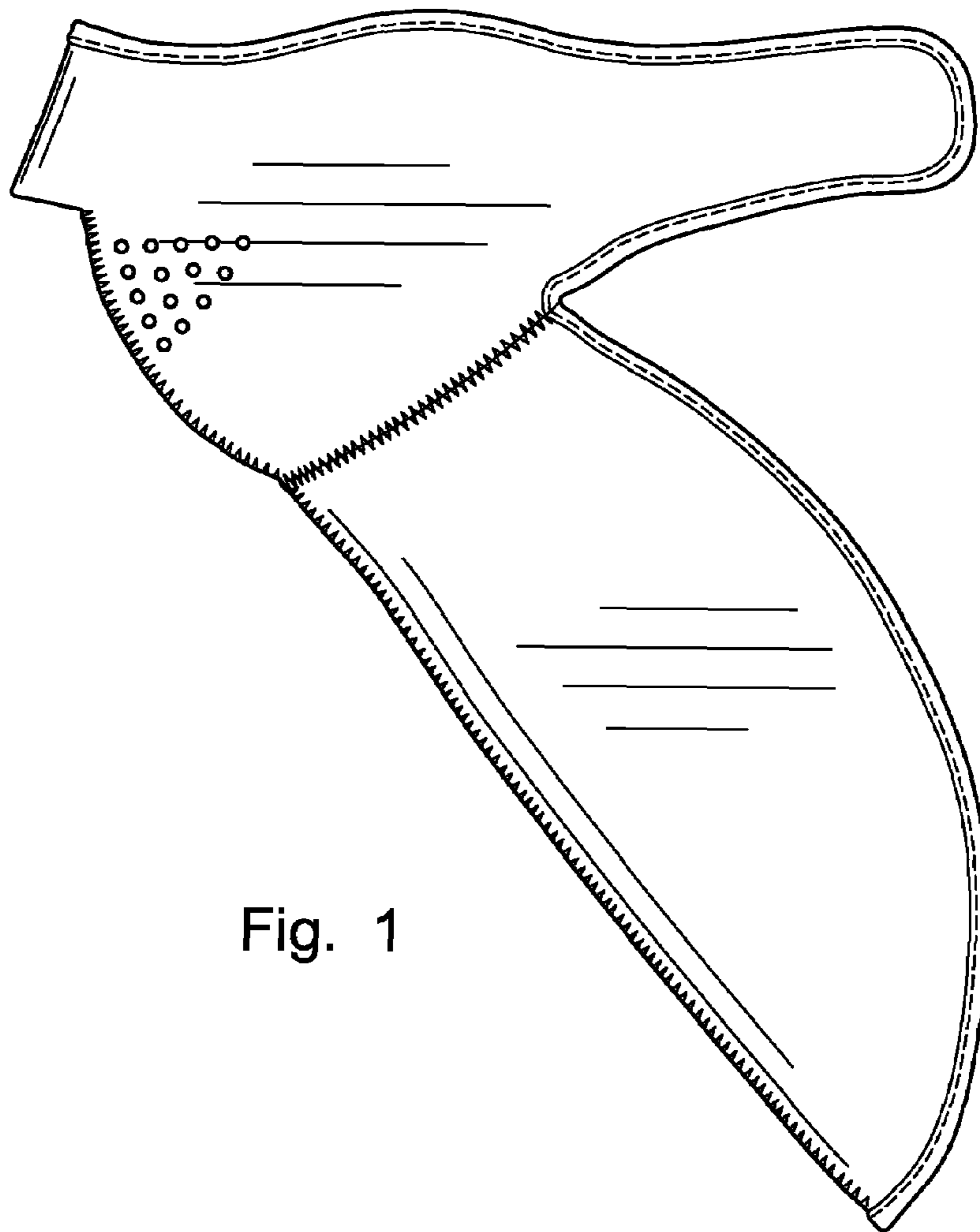


Fig. 1



Fig. 3

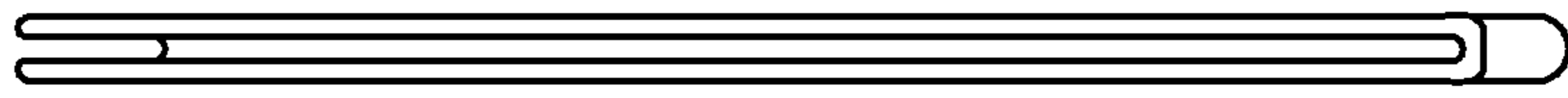


Fig. 5



Fig. 6

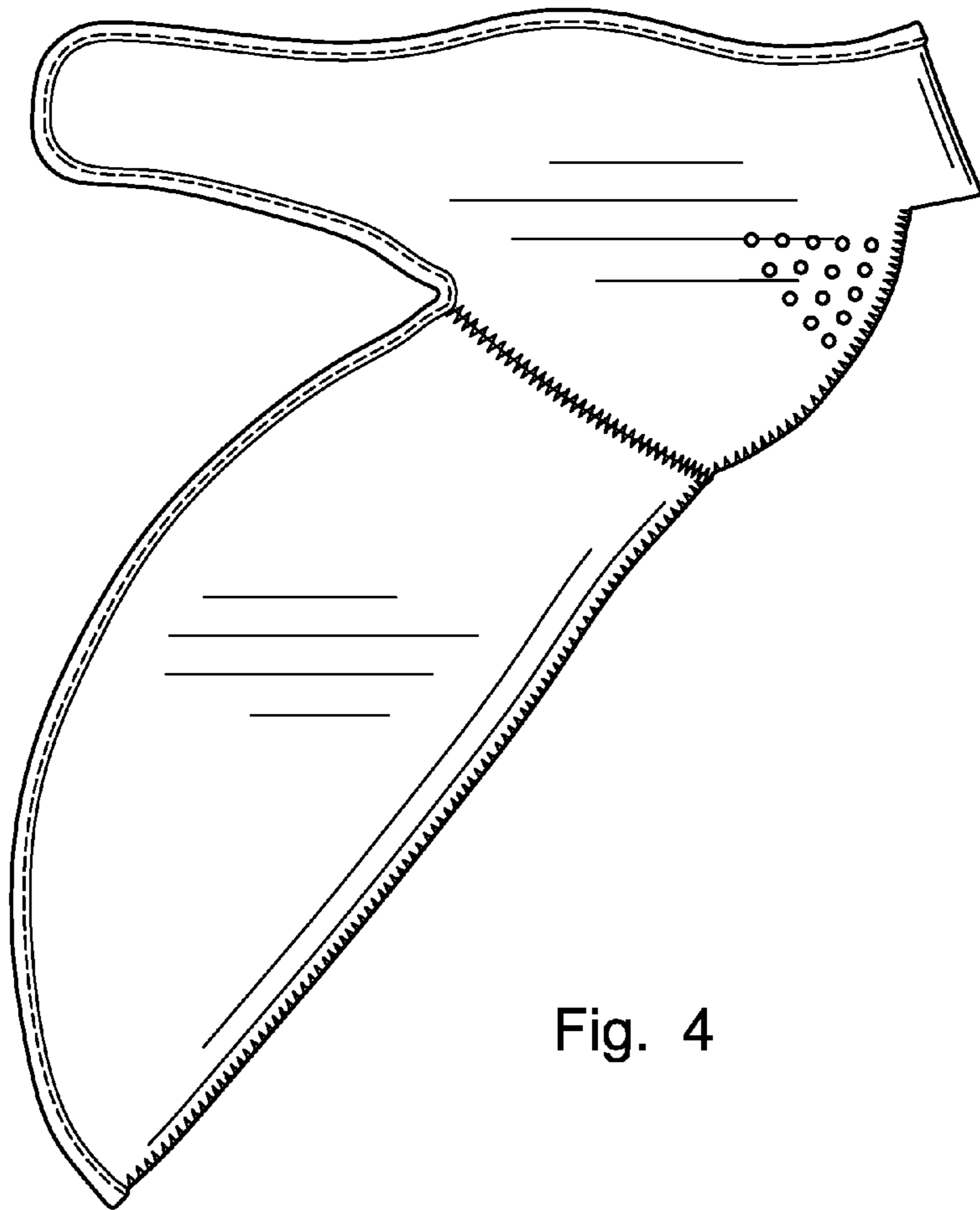


Fig. 4

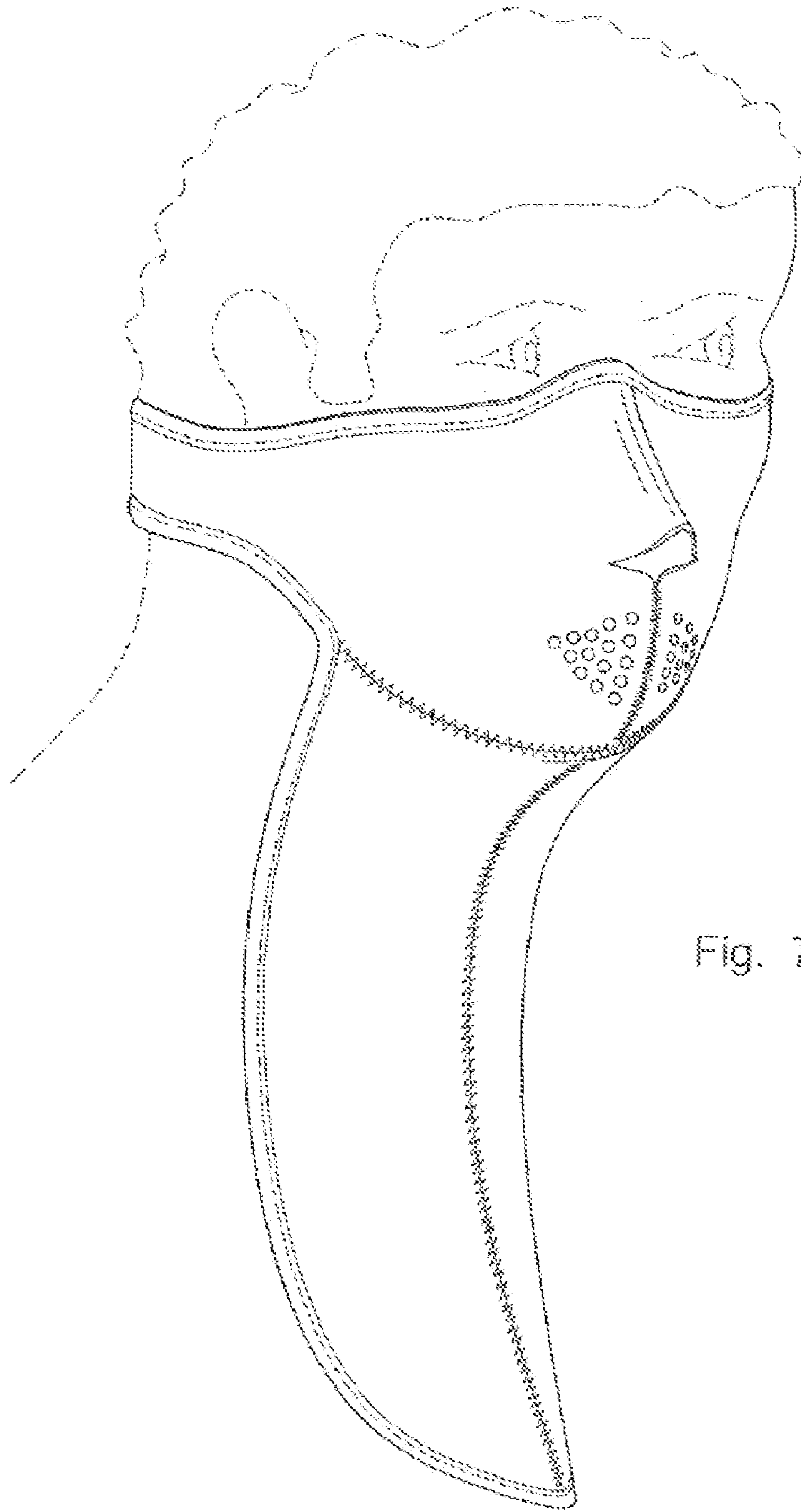


Fig. 7