



US00D588323S

(12) **United States Design Patent**
Zimmerman

(10) **Patent No.:** **US D588,323 S**

(45) **Date of Patent:** **** Mar. 10, 2009**

(54) **WHEELBARROW EXTENSION**

(75) Inventor: **Felton Zimmerman**, Tampa, FL (US)

(73) Assignee: **Zimmco, Inc.**, Tampa, FL (US)

(**) Term: **14 Years**

(21) Appl. No.: **29/272,865**

(22) Filed: **Feb. 20, 2007**

(51) **LOC (9) Cl.** **12-02**

(52) **U.S. Cl.** **D34/27**

(58) **Field of Classification Search** D34/12-27;
D8/373; 280/47.131, 47.17, 47.18, 47.19,
280/47.26, 47.33, 40, 655, 656, 767, 47,
280/31, 30, 23; 298/3

See application file for complete search history.

(56) **References Cited**

U.S. PATENT DOCUMENTS

1,264,048	A *	4/1918	Forster	280/47.33
1,410,174	A *	3/1922	Eberle	280/47.22
1,578,213	A *	3/1926	Smith	280/47.31
1,612,400	A *	12/1926	Thomson	280/47.33
1,622,354	A *	3/1927	Smith	280/47.31
1,636,682	A *	7/1927	Carlson	280/47.12
2,061,327	A *	11/1936	Mosel	298/2
2,544,505	A *	3/1951	Kronhaus	414/554
2,949,209	A *	8/1960	Schott	220/630
3,552,762	A *	1/1971	Garber	280/47.33
D404,883	S *	1/1999	Shuchart et al.	D34/27
D408,607	S *	4/1999	Shuchart et al.	D34/27

D408,955	S *	4/1999	Shuchart et al.	D34/27
5,924,708	A *	7/1999	Bisaillon et al.	280/47.26
D456,971	S *	5/2002	Abel	D34/16
6,715,775	B2 *	4/2004	Abel	280/47.31
6,880,852	B2 *	4/2005	Lim	280/653
D530,879	S *	10/2006	Iturbide Jimenez et al.	..	D34/27
7,331,587	B1 *	2/2008	Hyp et al.	280/47.3
2002/0130491	A1 *	9/2002	Abel	280/653

* cited by examiner

Primary Examiner—Cynthia E Ramirez

(74) *Attorney, Agent, or Firm*—Philip M. Weiss; Weiss & Weiss

(57) **CLAIM**

The ornamental design for a wheelbarrow extension, as shown and described.

DESCRIPTION

FIG. 1 is a side elevational view of a wheelbarrow extension showing our new design;

FIG. 2 is another side elevational view thereof;

FIG. 3 is a top plan view thereof;

FIG. 4 is a bottom plan view thereof;

FIG. 5 is a rear view thereof; and,

FIG. 6 is a front view thereof.

The broken line showing in FIG. 1 is included for the purpose of illustrating environment and forms no part of the claimed design.

1 Claim, 1 Drawing Sheet

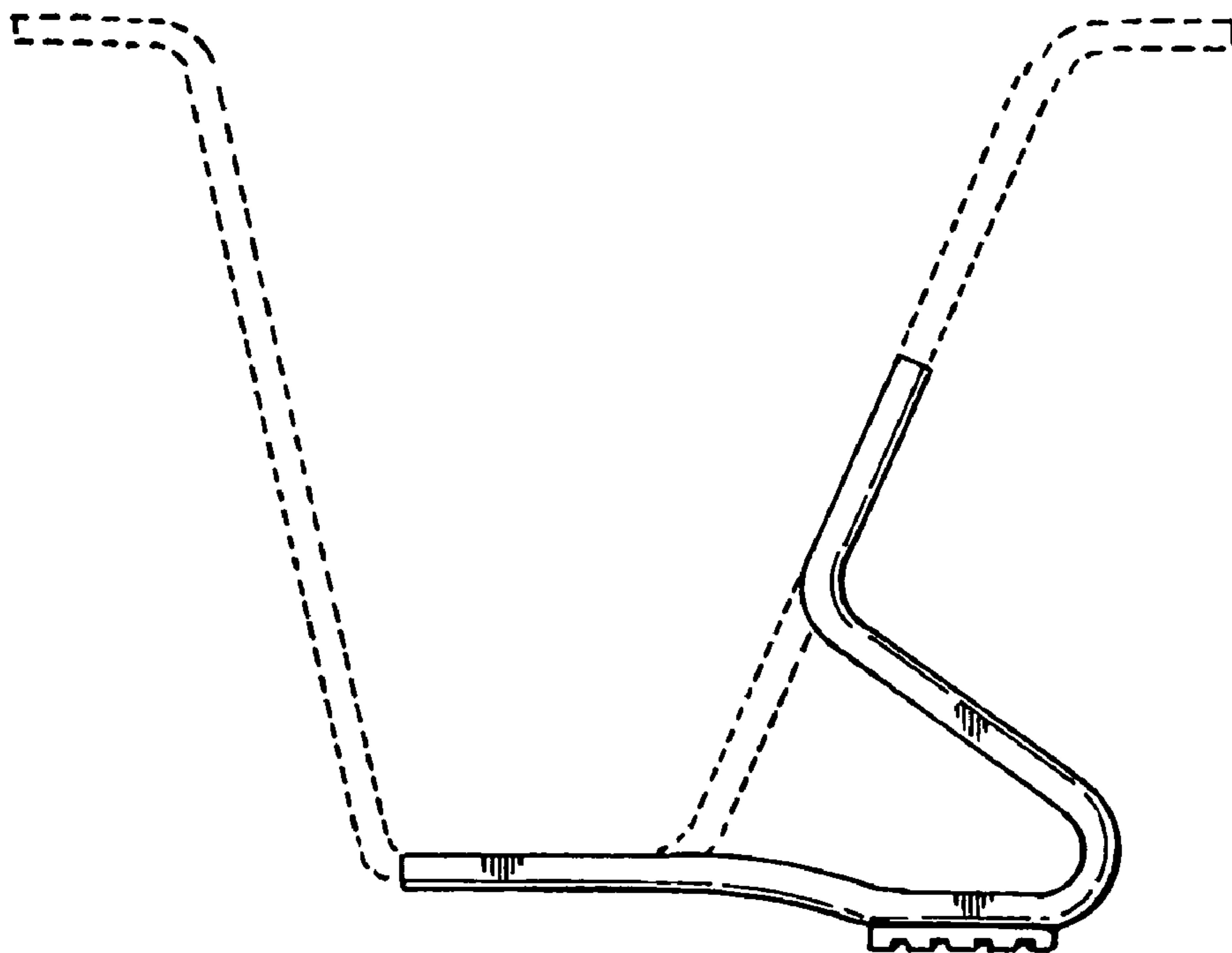


Fig. 1

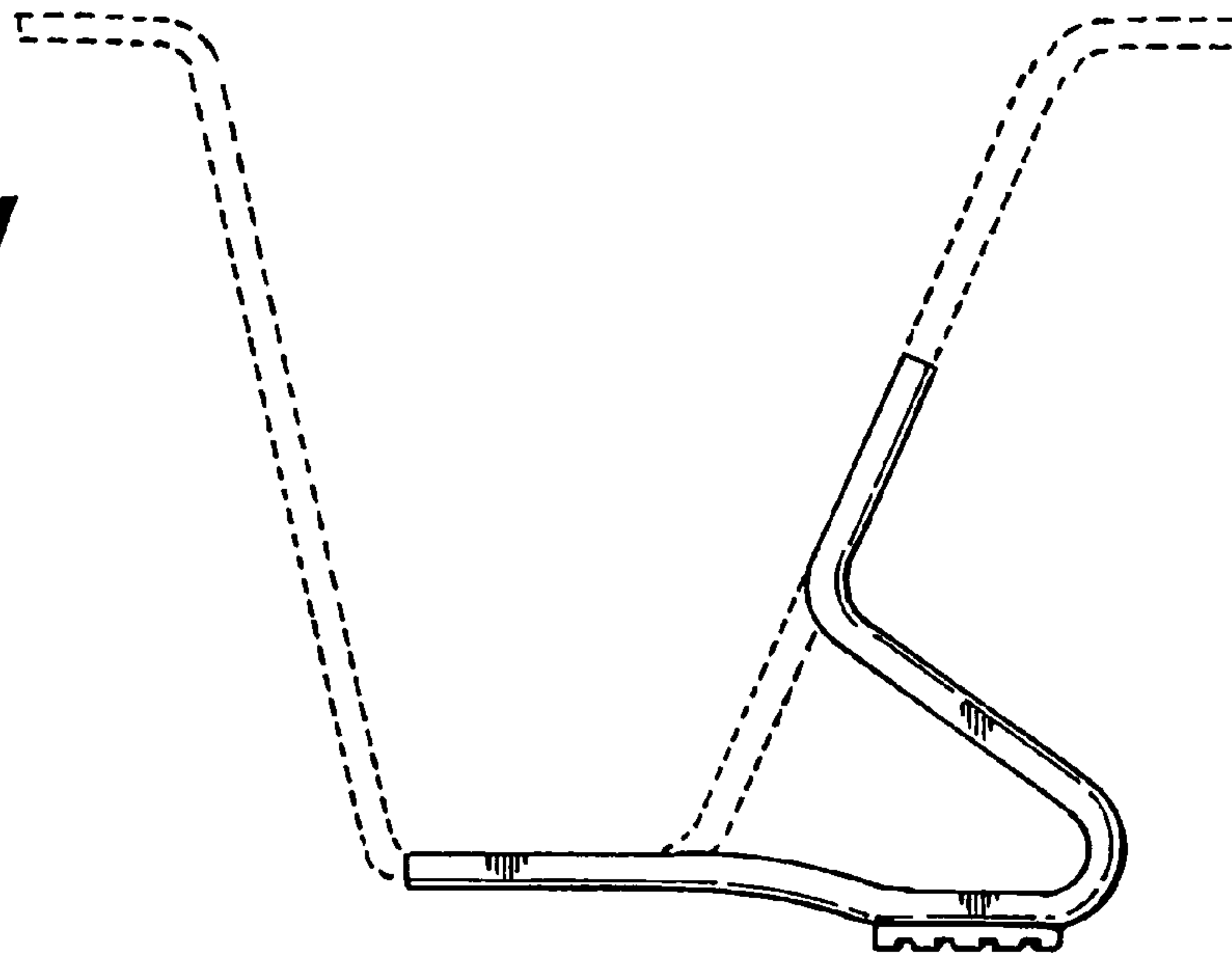


Fig. 3




Fig. 2


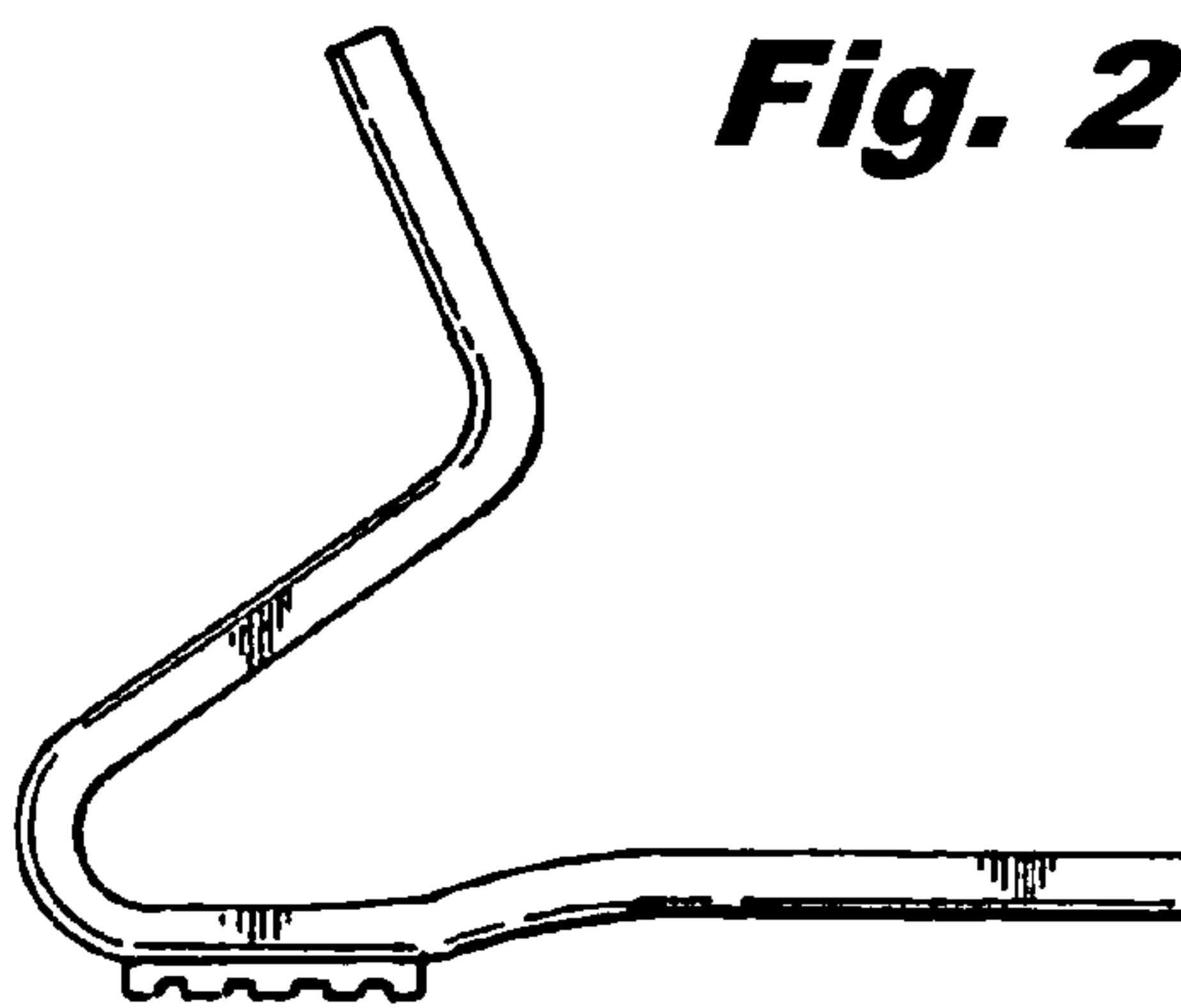


Fig. 5

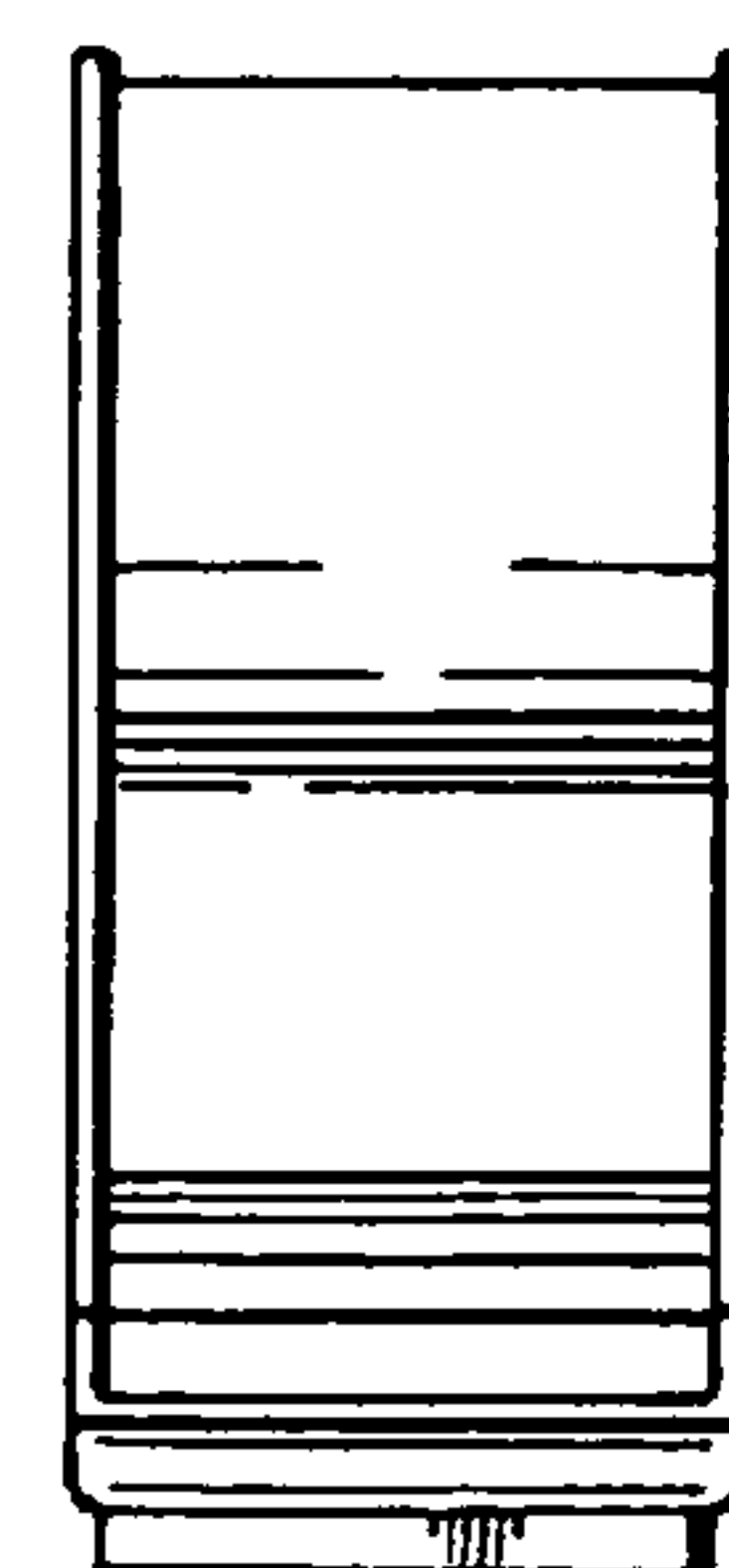


Fig. 6

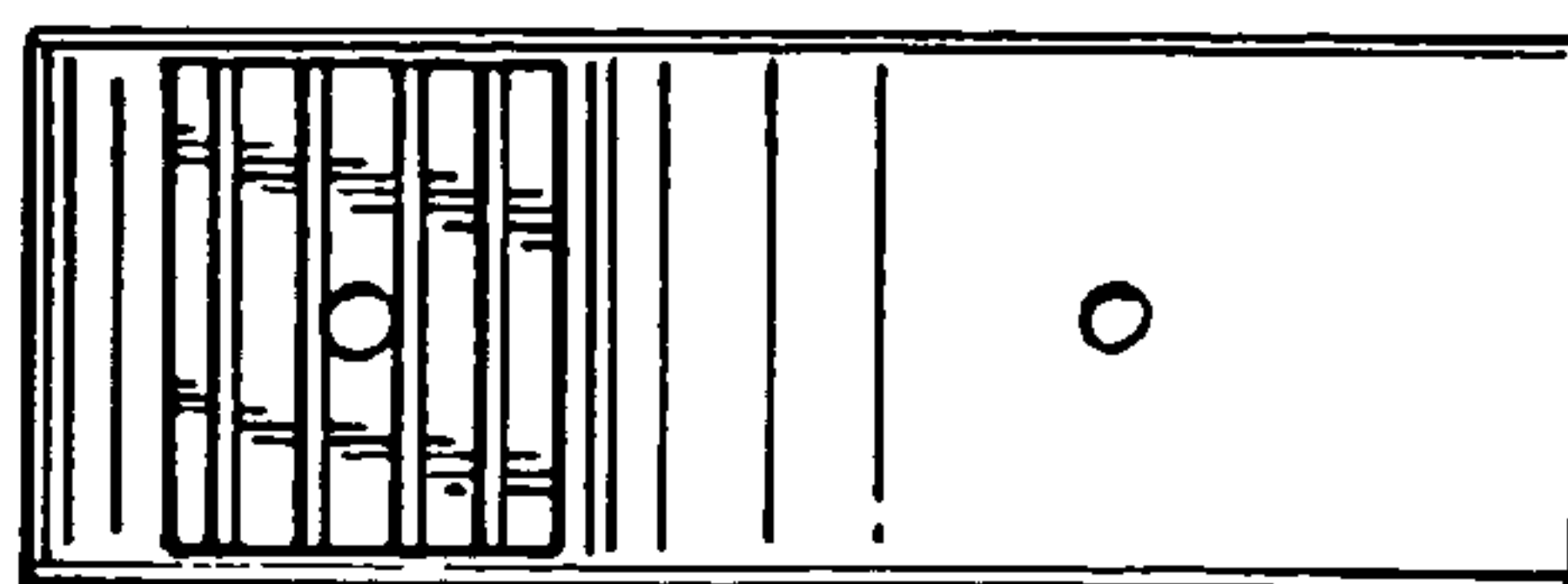


Fig. 4