



US00D588321S

(12) **United States Design Patent**
Schoofs

(10) **Patent No.:** **US D588,321 S**
(45) **Date of Patent:** **** Mar. 10, 2009**

(54) **WASTE BIN**

(75) Inventor: **Jolijn Marion Schoofs**, Valkenswaard (NL)

(73) Assignee: **Brabantia Nederland B.V.**, Waalre (NL)

(**) Term: **14 Years**

(21) Appl. No.: **29/317,249**

(22) Filed: **Apr. 25, 2008**

(30) **Foreign Application Priority Data**

Oct. 26, 2007 (EM) 000815972-0001

(51) **LOC (9) Cl.** **09-09**

(52) **U.S. Cl.** **D34/7**

(58) **Field of Classification Search** D34/1-11;
220/908-911, 262-264

See application file for complete search history.

(56) **References Cited**

U.S. PATENT DOCUMENTS

- D355,060 S * 1/1995 Bernstein et al. D32/37
- D453,600 S * 2/2002 Lin D34/9
- D472,687 S * 4/2003 Lin D34/7
- D476,457 S * 6/2003 Verbeek D34/7
- D480,193 S * 9/2003 Wang D34/9
- D483,165 S * 12/2003 Dretzka D34/7
- D483,166 S * 12/2003 Lin D34/7
- D489,853 S * 5/2004 Verbeek et al. D34/7
- D490,199 S * 5/2004 Daams et al. D34/7
- D496,767 S * 9/2004 Wang D34/7
- D515,264 S * 2/2006 Daams D34/7

- D517,761 S * 3/2006 Yang et al. D34/7
- D526,458 S * 8/2006 Lin D34/9
- D529,677 S * 10/2006 Lin D34/7
- D530,476 S * 10/2006 Lin D34/9
- D533,703 S * 12/2006 Lin D34/7
- D535,449 S * 1/2007 Chen D34/7
- D538,994 S * 3/2007 Lin D34/7
- D538,995 S * 3/2007 Lin D34/7
- D540,501 S * 4/2007 Wang D34/7
- D547,020 S * 7/2007 Chen D34/7
- D549,409 S * 8/2007 Daams D32/37
- D551,821 S * 9/2007 Wang et al. D34/7
- D557,869 S * 12/2007 Hawker et al. D34/9
- D559,494 S * 1/2008 Yang et al. D34/7
- D564,169 S * 3/2008 Wang D34/7
- 2003/0201265 A1 * 10/2003 Lin 220/254.3

* cited by examiner

Primary Examiner—Cynthia E Ramirez

(74) *Attorney, Agent, or Firm*—Abelman, Frayne & Schwab

(57) **CLAIM**

The ornamental design for a waste bin, as shown and described.

DESCRIPTION

FIG. 1 is a top front right side perspective view of a waste bin showing my new design.

FIG. 2 is a top plan view thereof.

FIG. 3 is a front elevational view thereof; and,

FIG. 4 is a right side elevational view thereof, with the left side being a mirror image thereof.

1 Claim, 2 Drawing Sheets

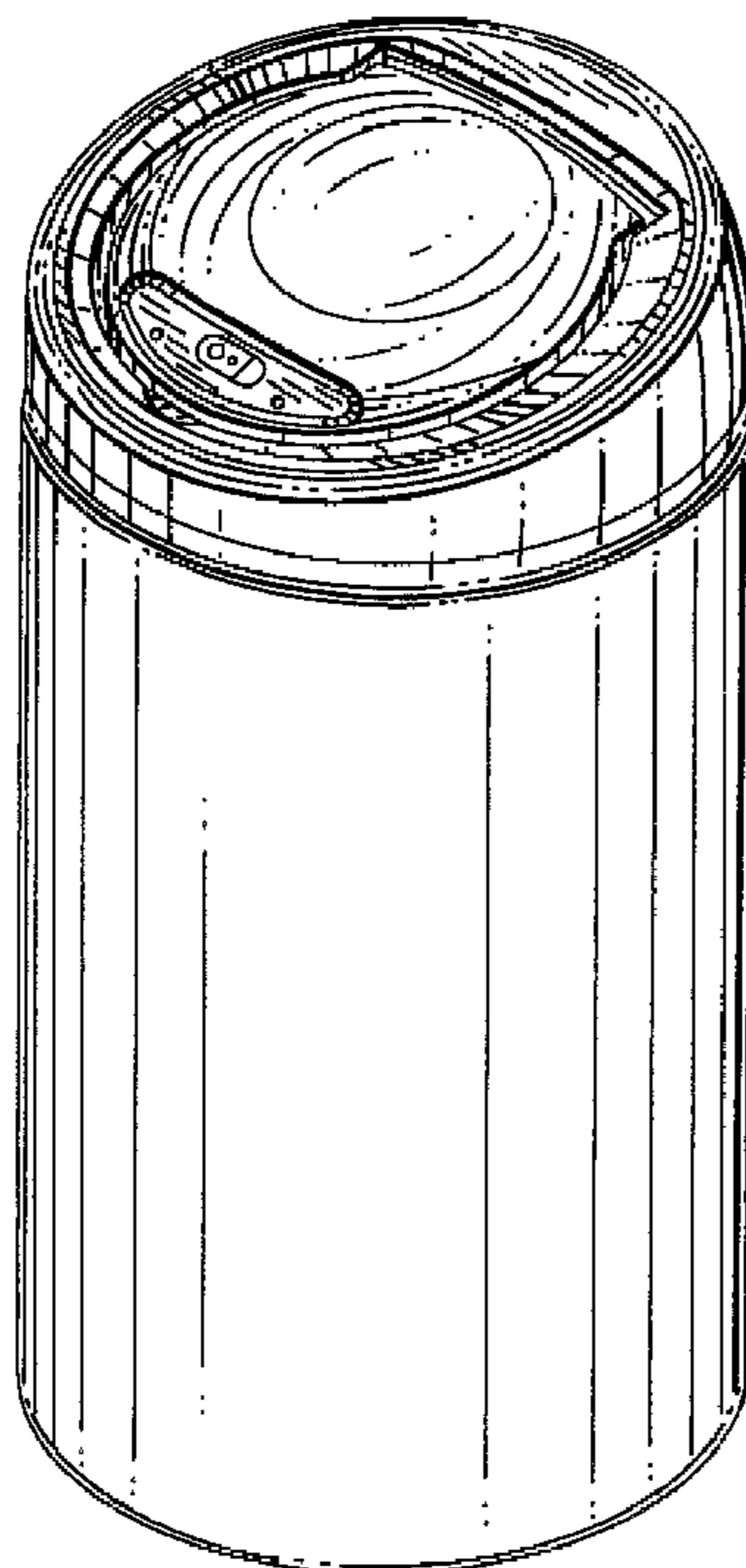


FIG. 1

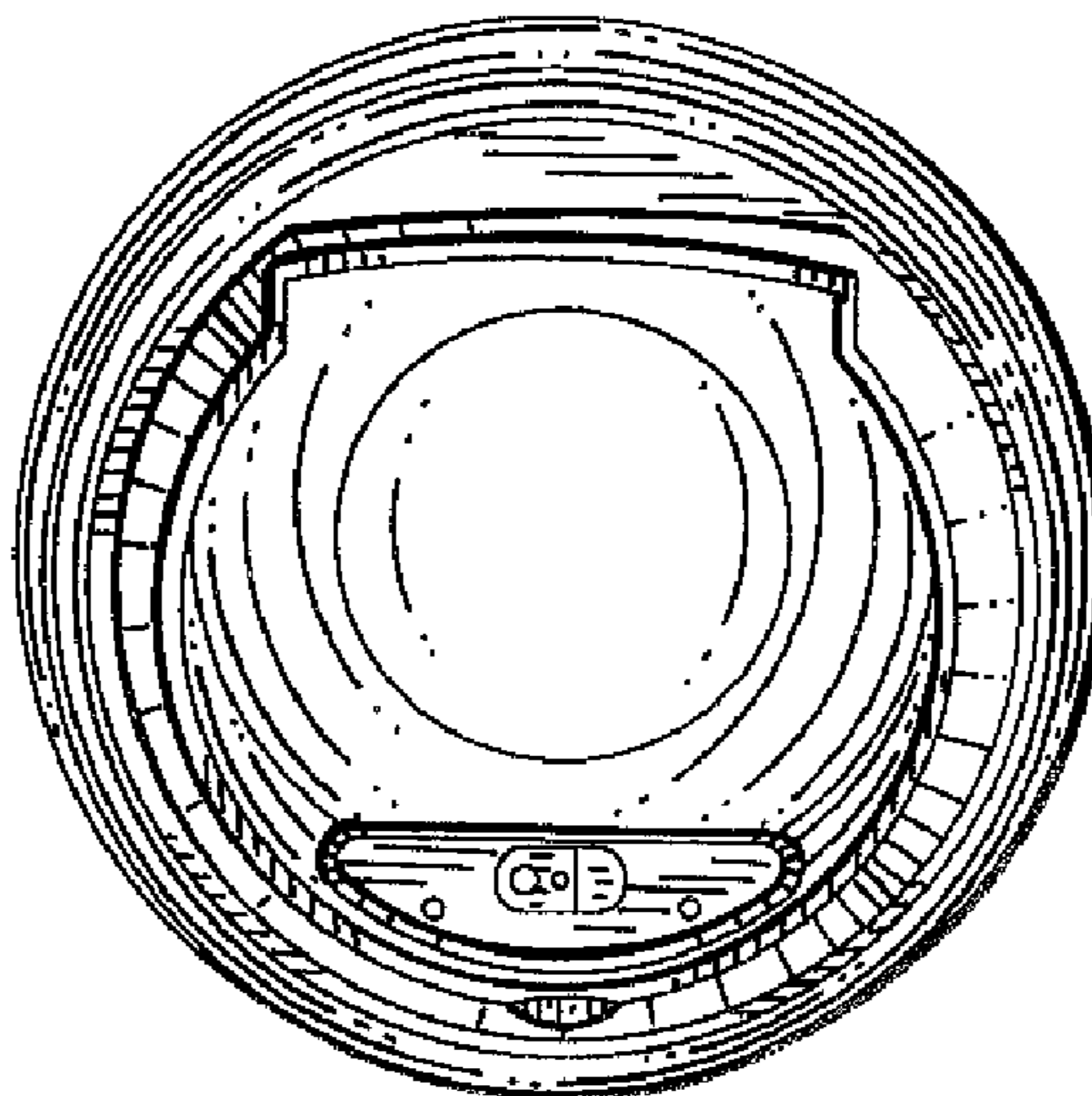
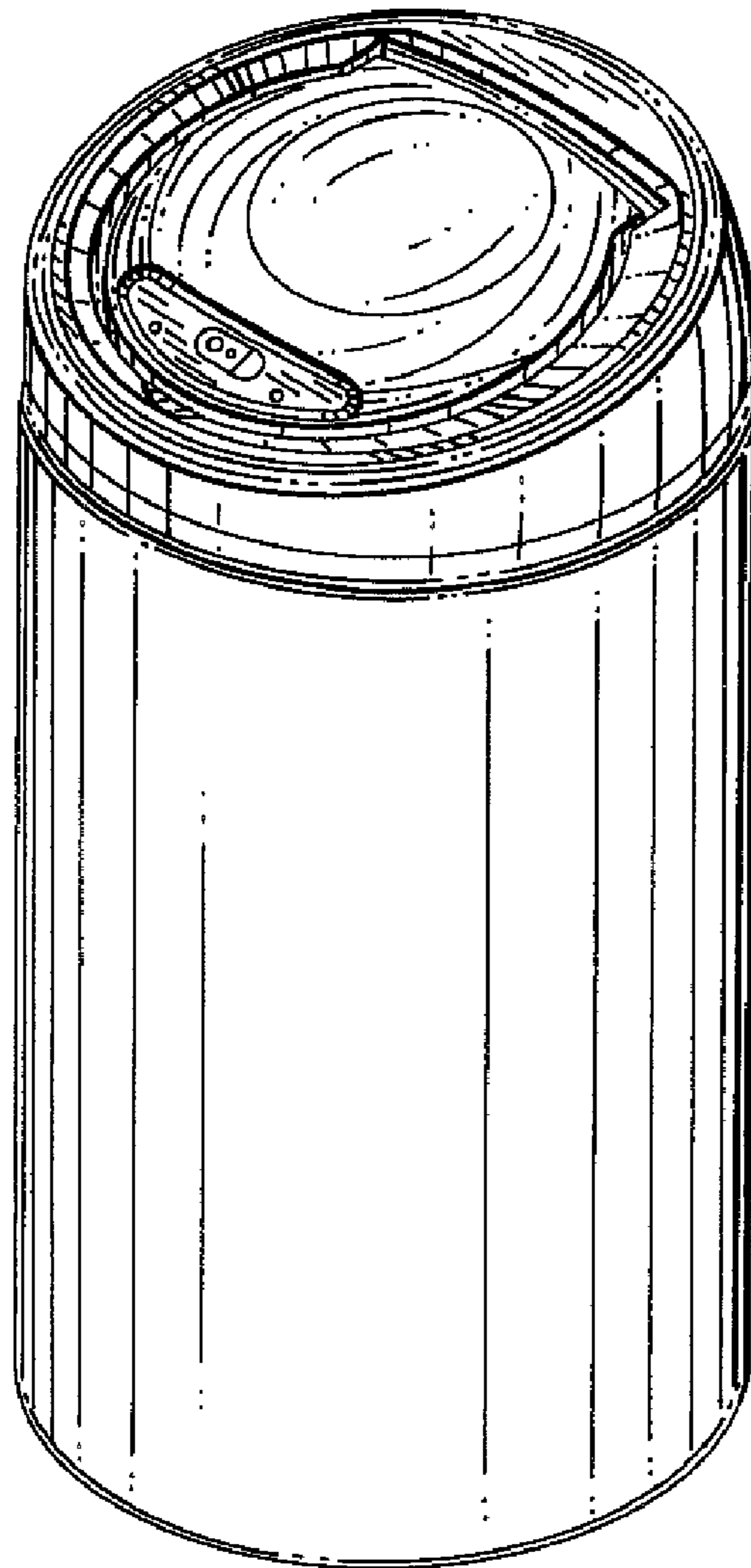


FIG. 2




FIG. 4

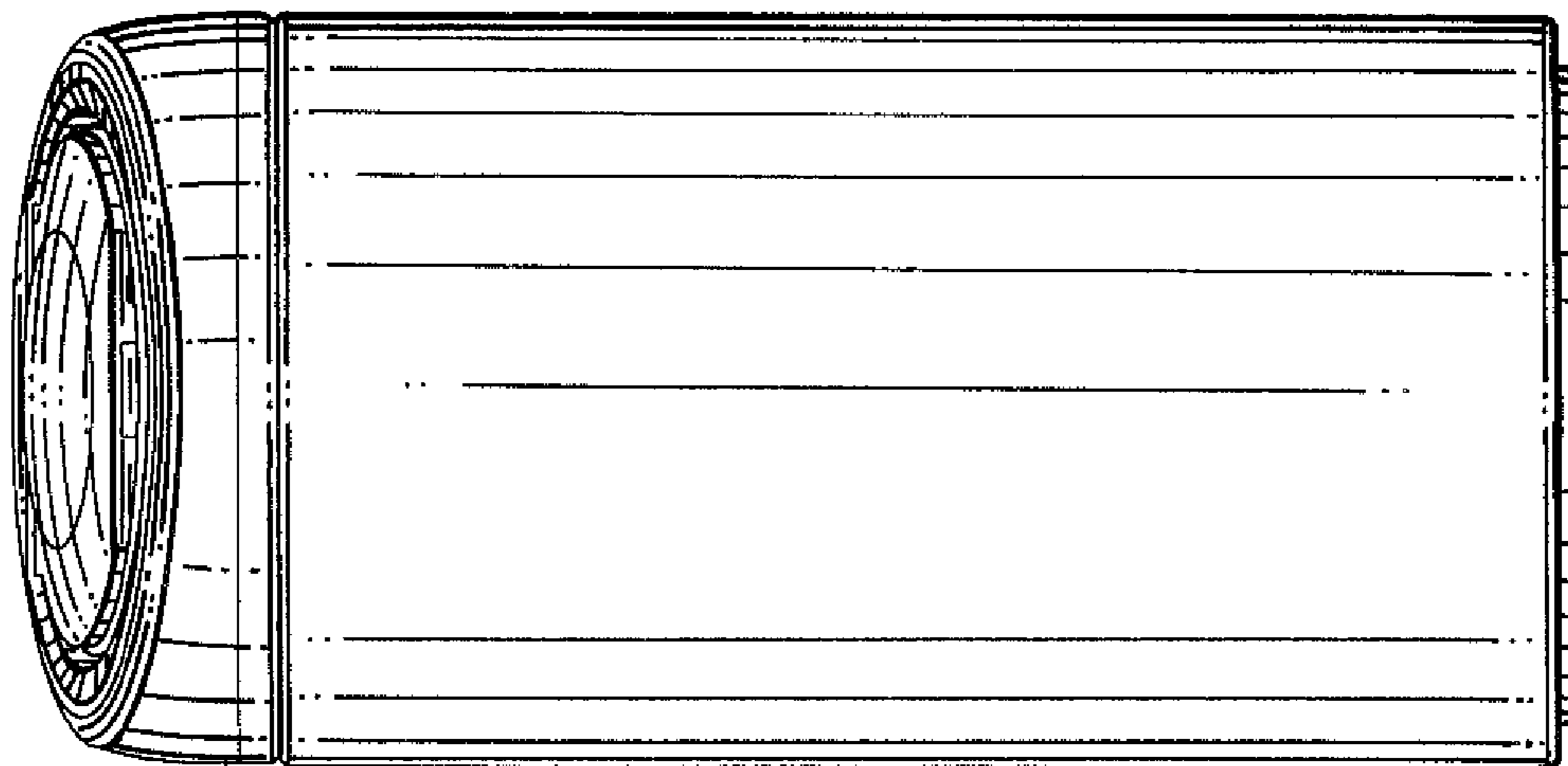


FIG. 3