



US00D588315S

(12) **United States Design Patent**
Geyer et al.

(10) **Patent No.:** **US D588,315 S**
(45) **Date of Patent:** **** Mar. 10, 2009**

(54) **WASHING MACHINE FEATURES**

(75) Inventors: **Johannes Geyer**, Haar (DE); **Jacques Helot**, München (DE); **Uwe Ratfisch**, Berlin (DE); **Carsten Weber**, Aalen (DE); **Wilfried Wildung**, Berlin (DE)

(73) Assignee: **BSH Bosch und Siemens Hausgeraete GmbH**, Munich (DE)

(**) Term: **14 Years**

(21) Appl. No.: **29/288,812**

(22) Filed: **Jun. 21, 2007**

(30) **Foreign Application Priority Data**

Dec. 22, 2006 (EM) 000649751

(51) **LOC (9) Cl.** **15-05**

(52) **U.S. Cl.** **D32/25**

(58) **Field of Classification Search** D32/1, D32/6, 8, 9-10, 29, 5, 7, 25, 26, 28; 34/87-77, 34/523-524; 68/3 R, 5 R, 12.01, 17 A, 133-134
See application file for complete search history.

(56) **References Cited**

U.S. PATENT DOCUMENTS

7,299,666 B2 * 11/2007 Geyer et al. 68/196
7,316,133 B2 * 1/2008 No et al. 68/17 R
7,325,423 B2 * 2/2008 No et al. 68/13 R
7,363,781 B2 * 4/2008 Erickson 68/196
2004/0244435 A1 * 12/2004 Kim 68/12.26
2005/0138974 A1 * 6/2005 Ha et al. 68/23 R

2005/0262887 A1 * 12/2005 Kim et al. 68/196
2006/0112498 A1 * 6/2006 Roh et al. 8/158
2006/0117809 A1 * 6/2006 Ha et al. 68/3 R
2006/0117813 A1 * 6/2006 Ha et al. 68/196
2007/0017258 A1 * 1/2007 Son et al. 68/3 R
2007/0044521 A1 * 3/2007 Choi et al. 68/140
2007/0209411 A1 * 9/2007 Lim et al. 70/263

OTHER PUBLICATIONS

http://images.nitrosell.com/product_images/2/395/1701681.JPG
May 2, 2008.*

* cited by examiner

Primary Examiner—T. Chase Nelson

Assistant Examiner—Kathleen M Sims

(74) *Attorney, Agent, or Firm*—Russell W. Warnock; James E. Howard

(57) **CLAIM**

The ornamental design for a washing machine feature, as shown and described.

DESCRIPTION

FIG. 1 is perspective view of a washing machine feature showing our new design;

FIG. 2 is a front view thereof;

FIG. 3 is a right side view thereof;

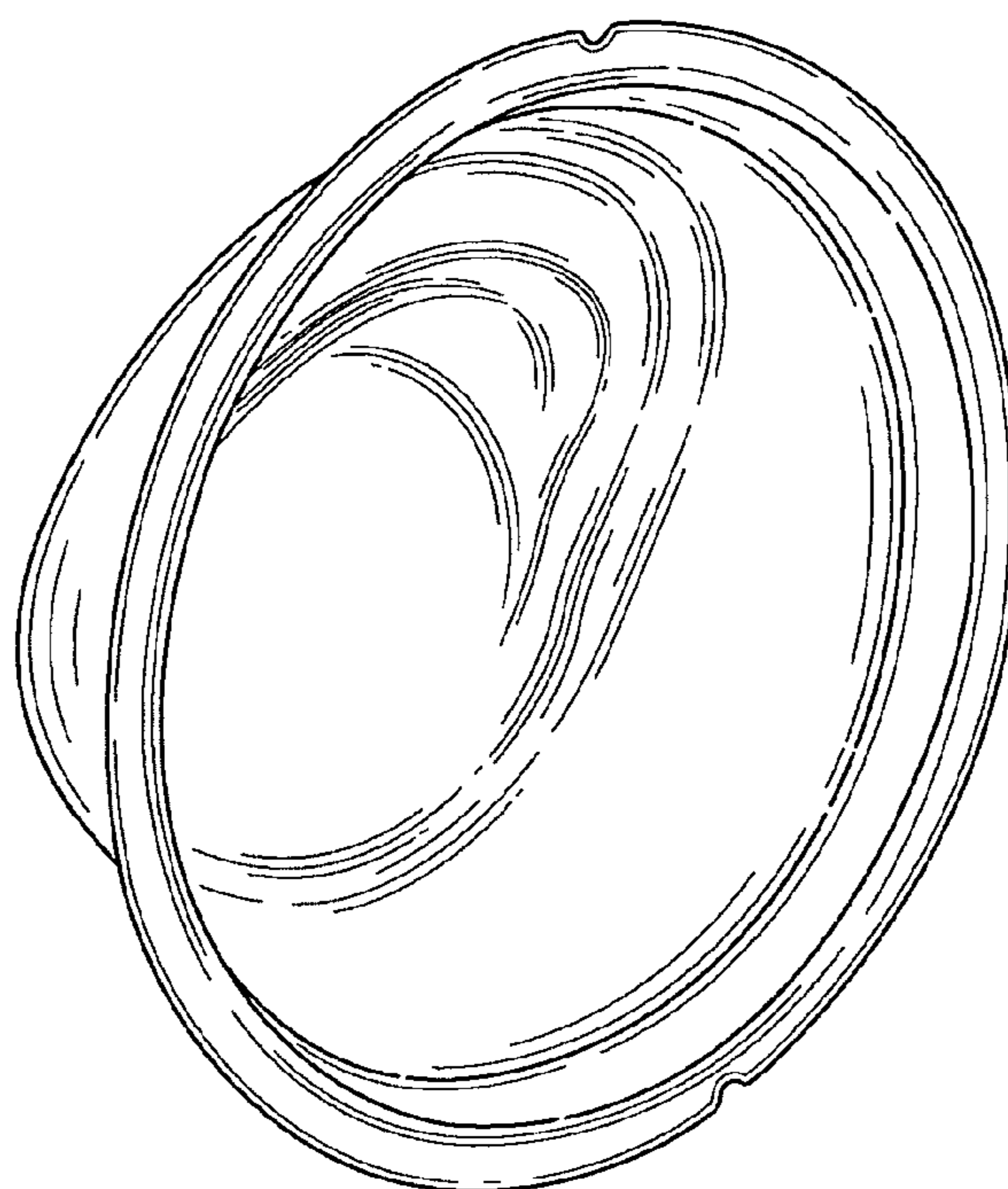
FIG. 4 is a rear view thereof;

FIG. 5 is a left side view thereof;

FIG. 6 is a bottom plan view thereof; and,

FIG. 7 is a top plan view thereof.

1 Claim, 7 Drawing Sheets



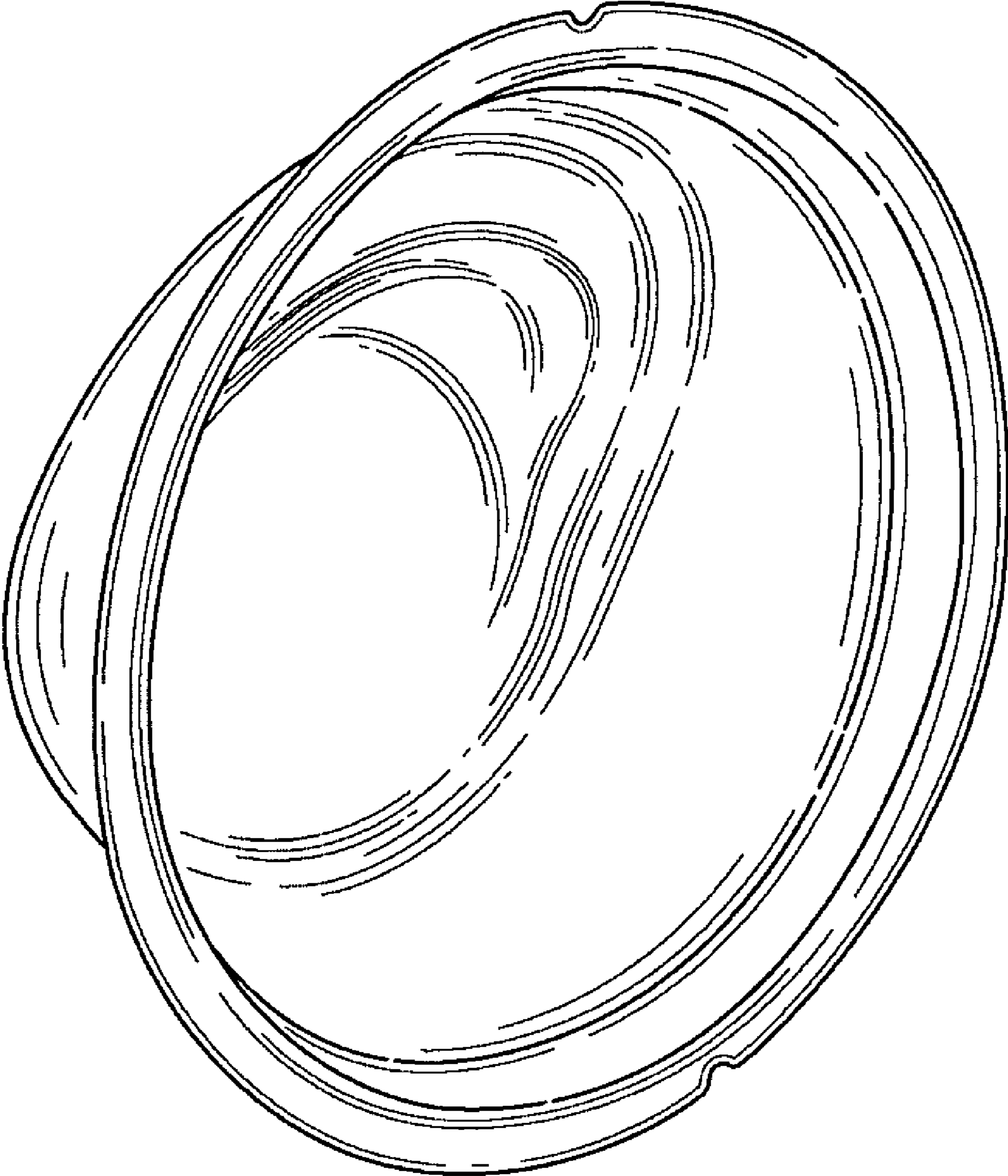


FIG. 1

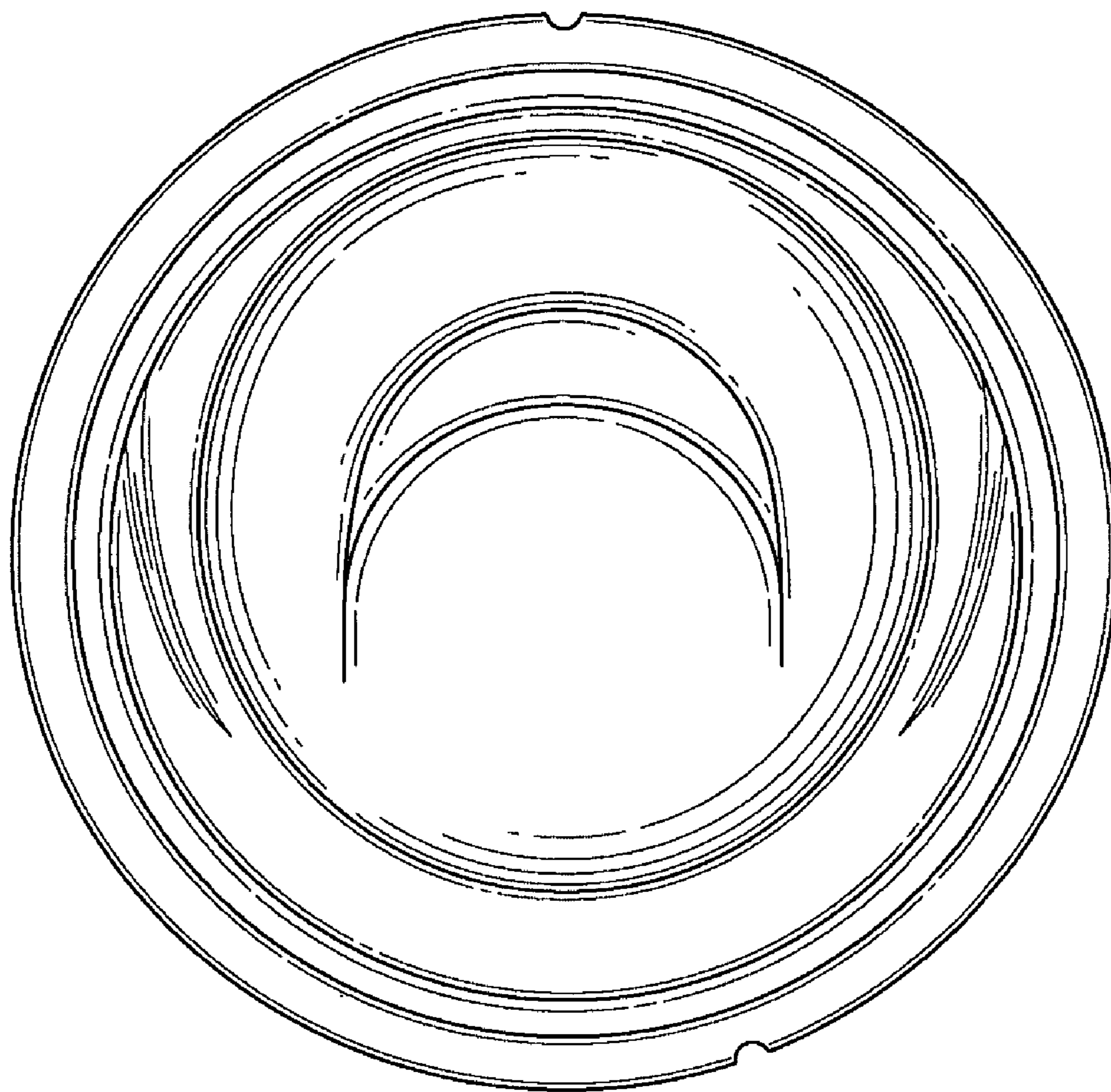


FIG. 2




FIG. 3

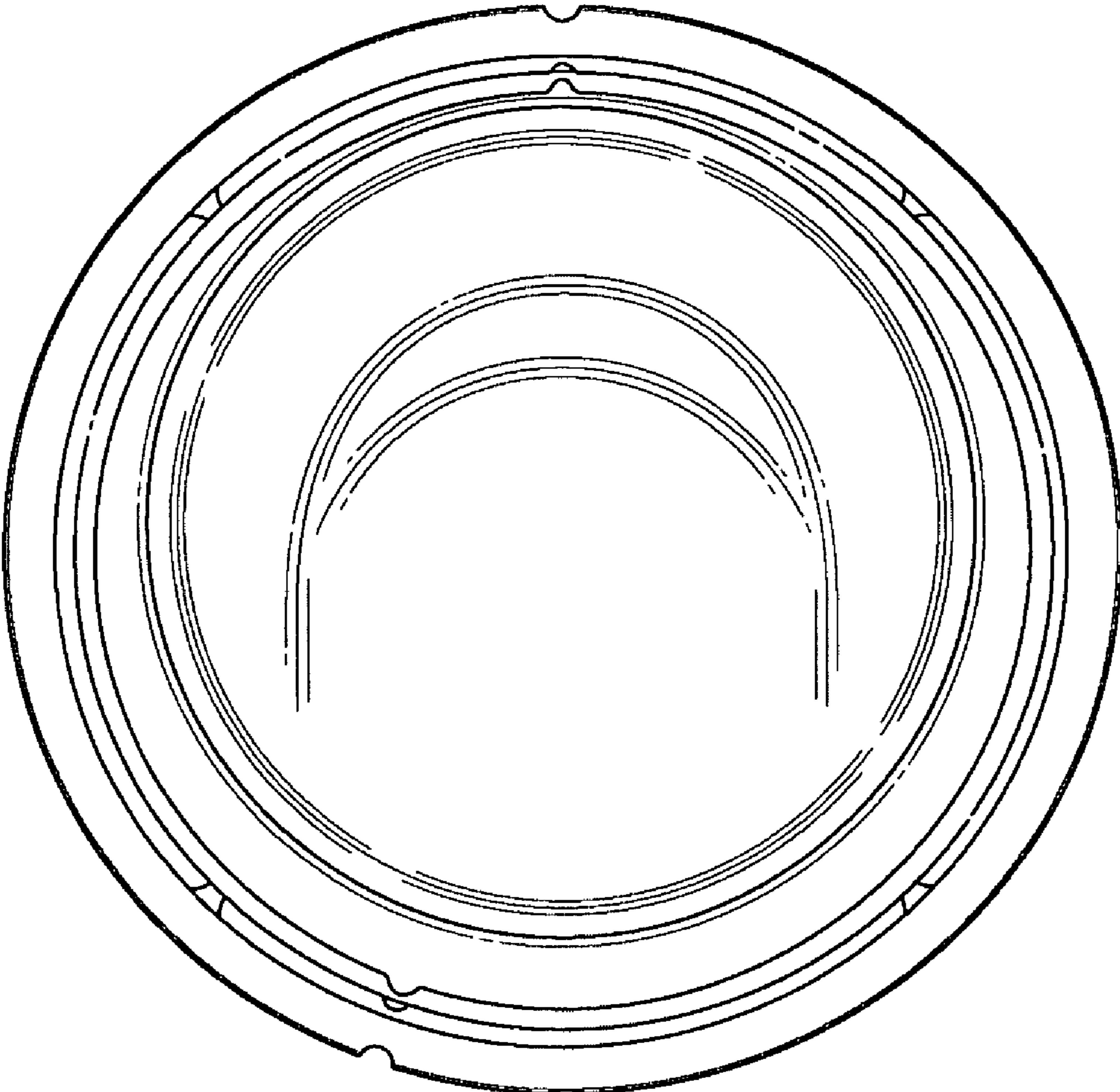


FIG. 4




FIG. 5

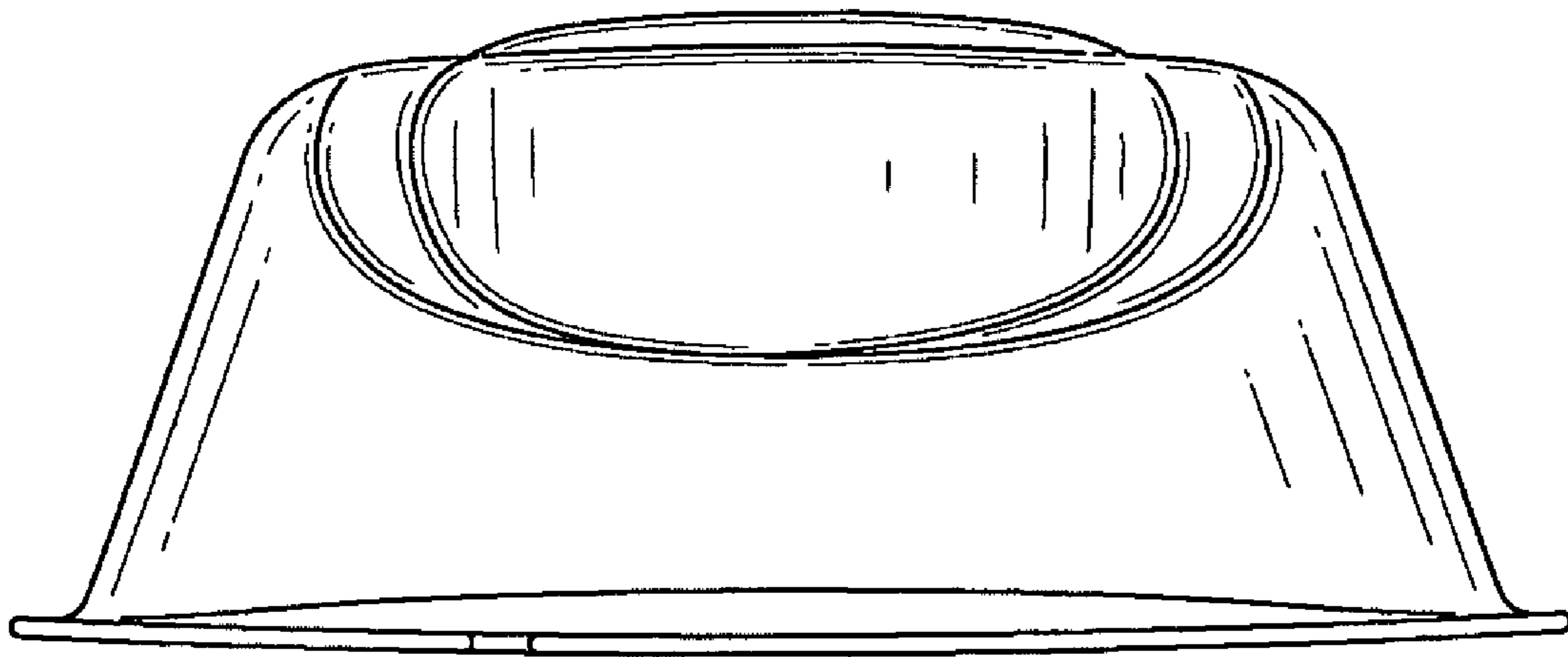


FIG. 6

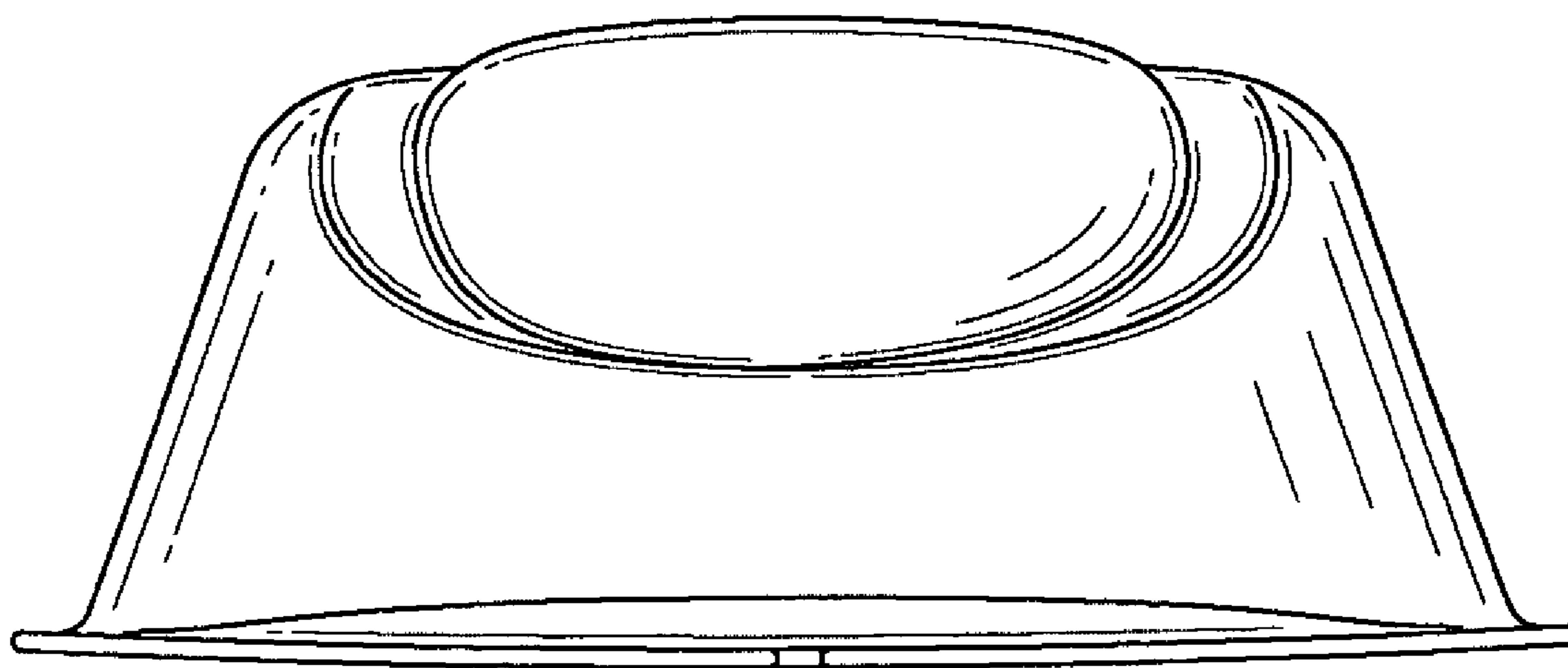


FIG. 7