



US00D588280S

(12) **United States Design Patent**
Gleeson et al.

(10) **Patent No.:** **US D588,280 S**
(45) **Date of Patent:** **** Mar. 10, 2009**

(54) **BUILDING ELEMENT**
(75) Inventors: **James Gleeson**, North Curl Curl (AU);
Roger Pecnik, Yowie Bay (AU)
(73) Assignee: **James Hardie International Finance**
B.V., Amsterdam (NL)
(**) Term: **14 Years**

EP 373017 B1 6/1990
EP 0373017 B1 1/1992
EP 1243714 A1 9/2002
EP 1243714 A1 9/2002
JP 07279275 10/1995
JP 8-109686 4/1996
JP 8109686 A 4/1996
JP 8-267624 10/1996
JP 8267624 A 10/1996

(Continued)

(21) Appl. No.: **29/295,176**
(22) Filed: **Sep. 21, 2007**

Primary Examiner—Doris Clark
(74) *Attorney, Agent, or Firm*—Gardere Wynne Sewell LLP

(51) **LOC (9) Cl.** **25-01**
(52) **U.S. Cl.** **D25/119; D25/163**
(58) **Field of Classification Search** 52/302.1,
52/302.3, 506.01, 169.14, 408, 413; 428/187,
428/193; D25/157, 158, 163, 119, 138, 125
See application file for complete search history.

(57) **CLAIM**

The ornamental design for a building element, as shown and described.

DESCRIPTION

The design application is related to U.S. Design patent application Ser. No. 29/395,162, which application is filed concurrently with this application on Sep. 21, 2007, and U.S. Design patent Application Ser. No. 29/295,170, which application is filed concurrently with this application on Sep. 21, 2007.

FIG. 1 is a perspective view of the building element of the present design;

FIG. 2 is a front elevation view thereof;

FIG. 3 is a back elevation view thereof;

FIG. 4 is a right side elevation view thereof, and the left side view is a mirror image of this view, and therefore has been omitted; and,

FIG. 5 is a bottom plan view thereof, and top view is a mirror image of this view, and therefore has been omitted. The claimed design is broken on the top and left sides to indicate indefinite length.

The fragmented lines are for illustrative purposes only and form no part of the claimed design. The fragmented lines indicate an indefinite length and width.

(56) **References Cited**


U.S. PATENT DOCUMENTS

331,469 A * 12/1885 Baker 428/179
1,440,358 A 12/1922 Whetstone
D275,705 S * 9/1984 Gabriel D25/125
5,473,847 A * 12/1995 Crookston 52/302.1
5,747,142 A * 5/1998 Bleasdale 428/167
D448,488 S * 9/2001 Chaffiotte et al. D24/219
6,298,620 B1 10/2001 Hatzinikolas et al.
6,355,333 B1 3/2002 Waggoner et al.
D456,911 S * 5/2002 Janesky D25/119
6,449,915 B1 9/2002 Park
6,802,668 B2 * 10/2004 Parker 405/49
D498,856 S * 11/2004 Froech D25/157
6,990,775 B2 1/2006 Koester
2004/0226238 A1 11/2004 Haapiainen
2006/0005509 A1 1/2006 Yohuke et al.

FOREIGN PATENT DOCUMENTS

CA 2244625 2/2000
EP 0127824 B1 12/1984
EP 0127824 B1 6/1990

1 Claim, 4 Drawing Sheets



US D588,280 S

Page 2

FOREIGN PATENT DOCUMENTS		
JP	2000-1944	1/2000
JP	2000-17751	1/2000
JP	2000001944 A	1/2000
JP	2000017751 A	1/2000
JP	2000336814	12/2000
JP	2001-227100	8/2001
JP	2001227100 A	8/2001
JP	2003-239408	8/2003
JP	2003239408 A	8/2003
JP	3733370	1/2006
WO	WO 03/089726 A2	10/2003
WO	WO 03089726 A2	10/2003
WO	WO 2004092494	10/2004
WO	WO 2004/092494 A2	10/2007

* cited by examiner

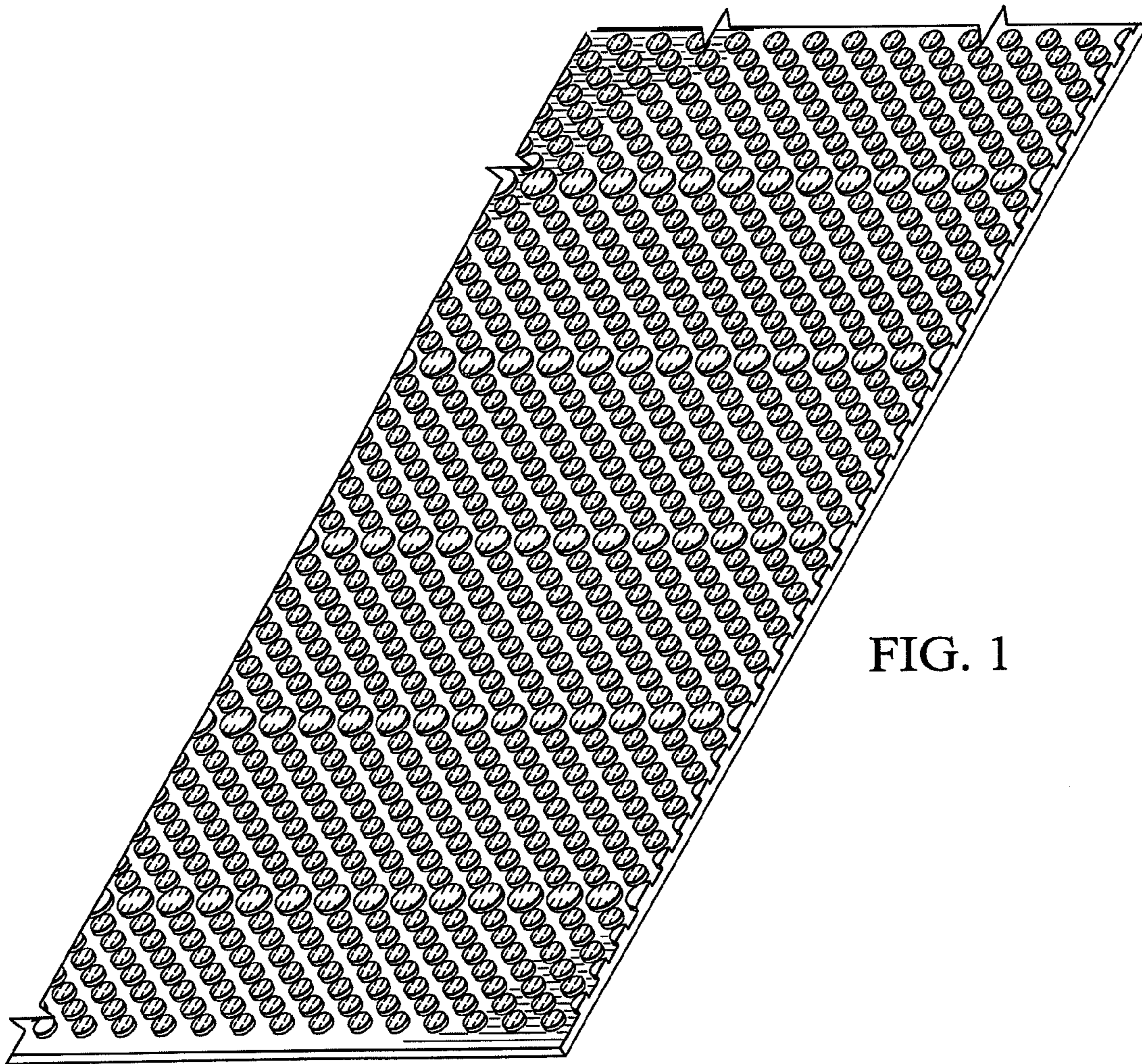


FIG. 1

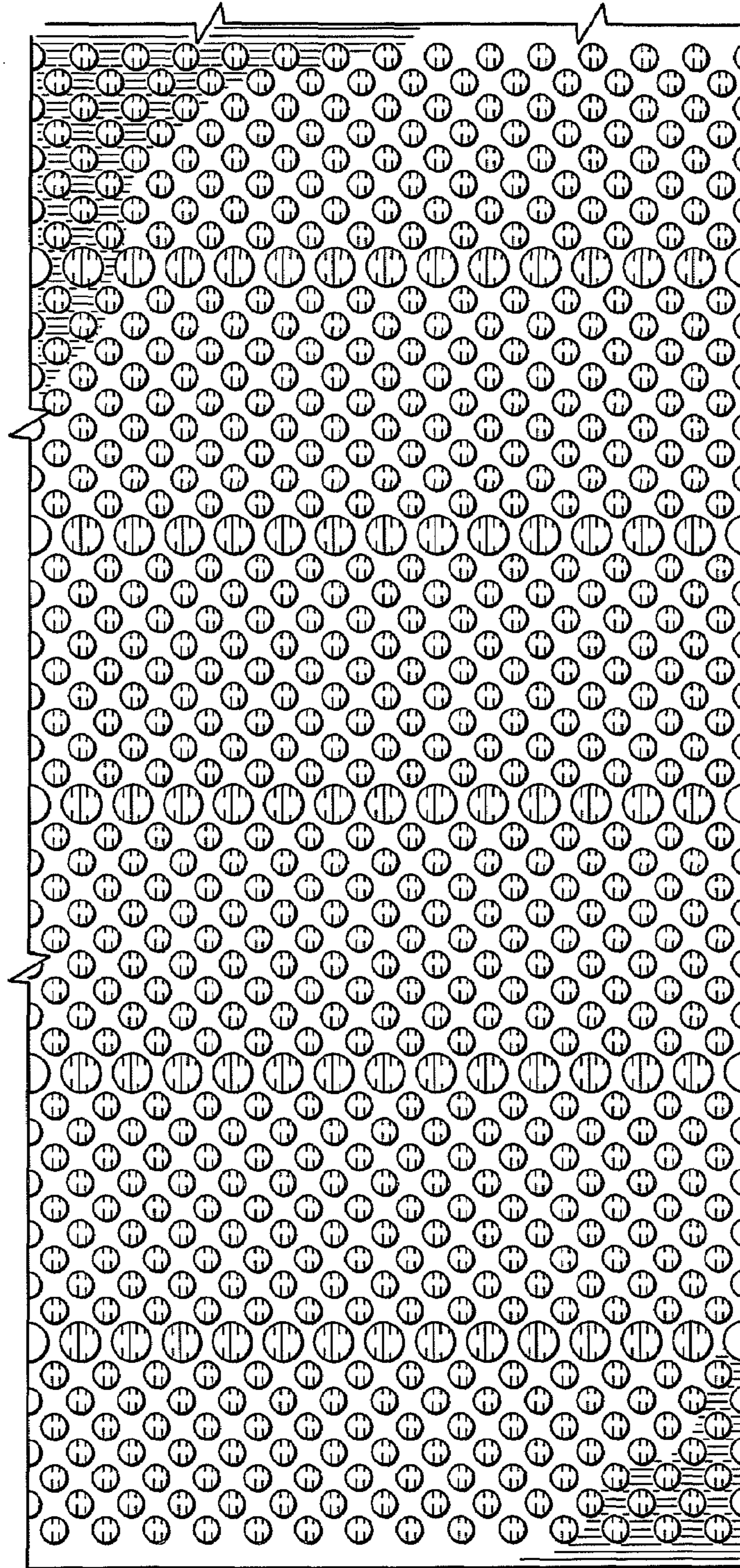


FIG. 2

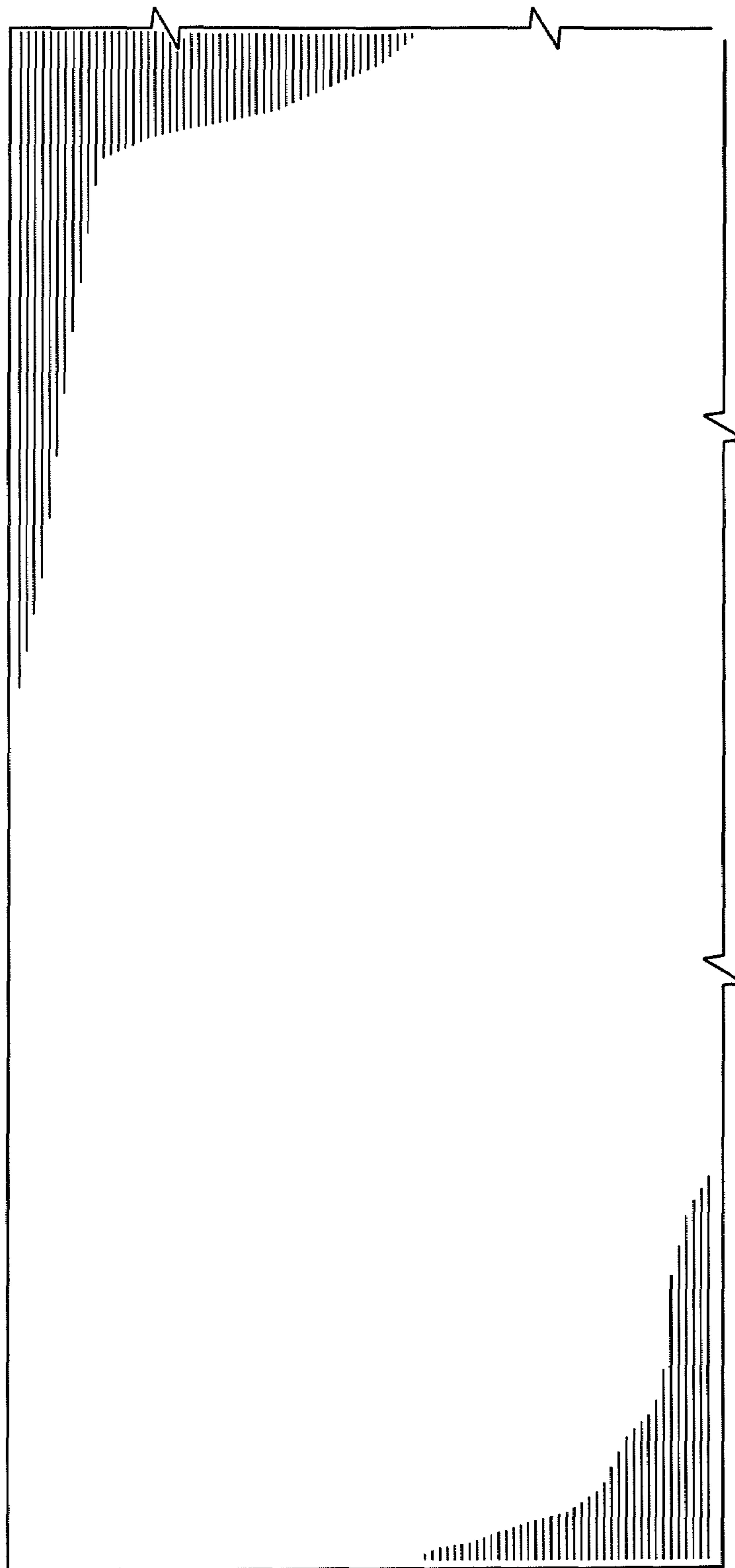


FIG. 3



FIG. 4



FIG. 5