



US00D588268S

(12) **United States Design Patent**
Pickel et al.

(10) **Patent No.:** **US D588,268 S**
(45) **Date of Patent:** **** Mar. 10, 2009**

(54) **TONGUE DEPRESSOR**

(76) Inventors: **Bruce Pickel**, R. R. #3, Thorndale, ON (CA) NOM 2P0; **Jane Pickel**, R. R. #3, Thorndale, ON (CA) NOM 2P0

(**) Term: **14 Years**

(21) Appl. No.: **29/300,860**

(22) Filed: **May 22, 2008**

(51) **LOC (9) Cl.** **24-02**

(52) **U.S. Cl.** **D24/136**

(58) **Field of Classification Search** D24/136,
D24/147; D1/102; D7/300.2, 376; 600/202,
600/203, 240; 426/91, 134; 604/11, 77;
30/141, 324

See application file for complete search history.

(56) **References Cited**

U.S. PATENT DOCUMENTS

D359,556	S *	6/1995	Hale et al.	D24/136
5,891,019	A *	4/1999	Young et al.	600/240
5,946,807	A *	9/1999	Crane et al.	30/141
D423,667	S *	4/2000	Coe	D24/136
D446,072	S *	8/2001	Cohen	D7/300.2

D491,337	S *	6/2004	Benson et al.	D1/102
D502,263	S *	2/2005	Feller et al.	D24/136
D538,427	S *	3/2007	Costa et al.	D24/136
2006/0036133	A1 *	2/2006	Demsky	600/240
2006/0200006	A1 *	9/2006	Drogin et al.	600/240

* cited by examiner

Primary Examiner—Ian Simmons

Assistant Examiner—Christopher Lee

(57) **CLAIM**

The ornamental design for a tongue depressor, as shown and described.

DESCRIPTION

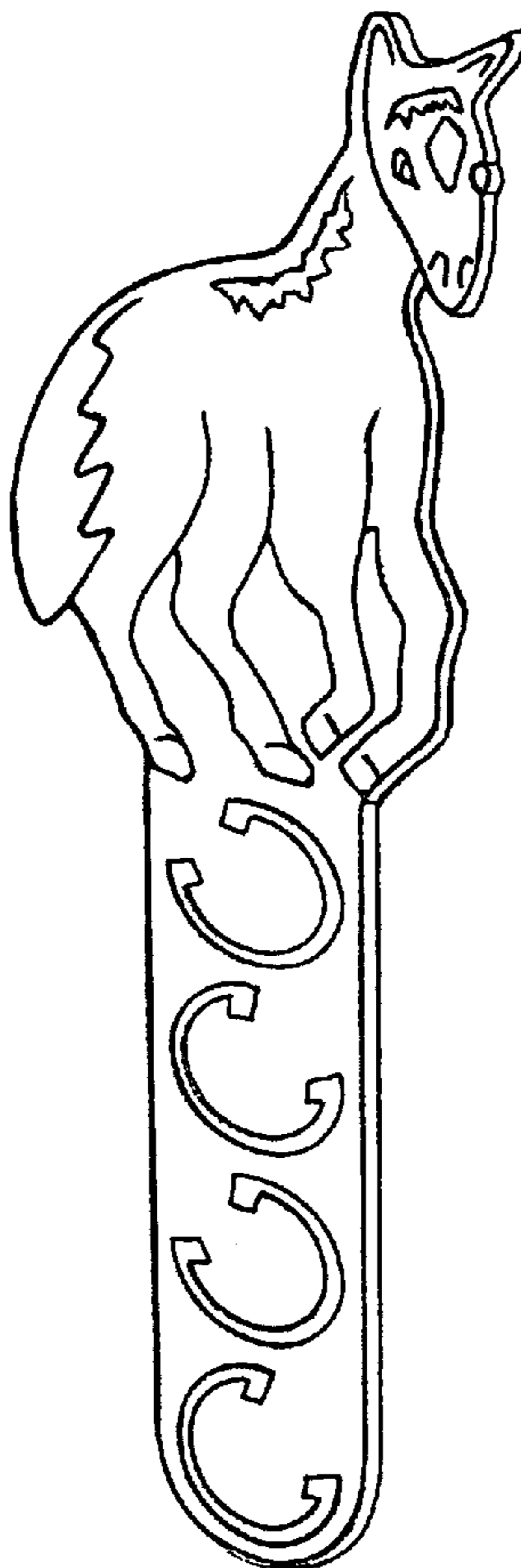
FIG. 1 is a perspective view of a tongue depressor according to the present design;

FIG. 2 is a front view of a tongue depressor according to the present design;

FIG. 3 is a rear view of a tongue depressor according to the present design; and,

FIG. 4 is a side view of a tongue depressor according to the present design.

1 Claim, 4 Drawing Sheets



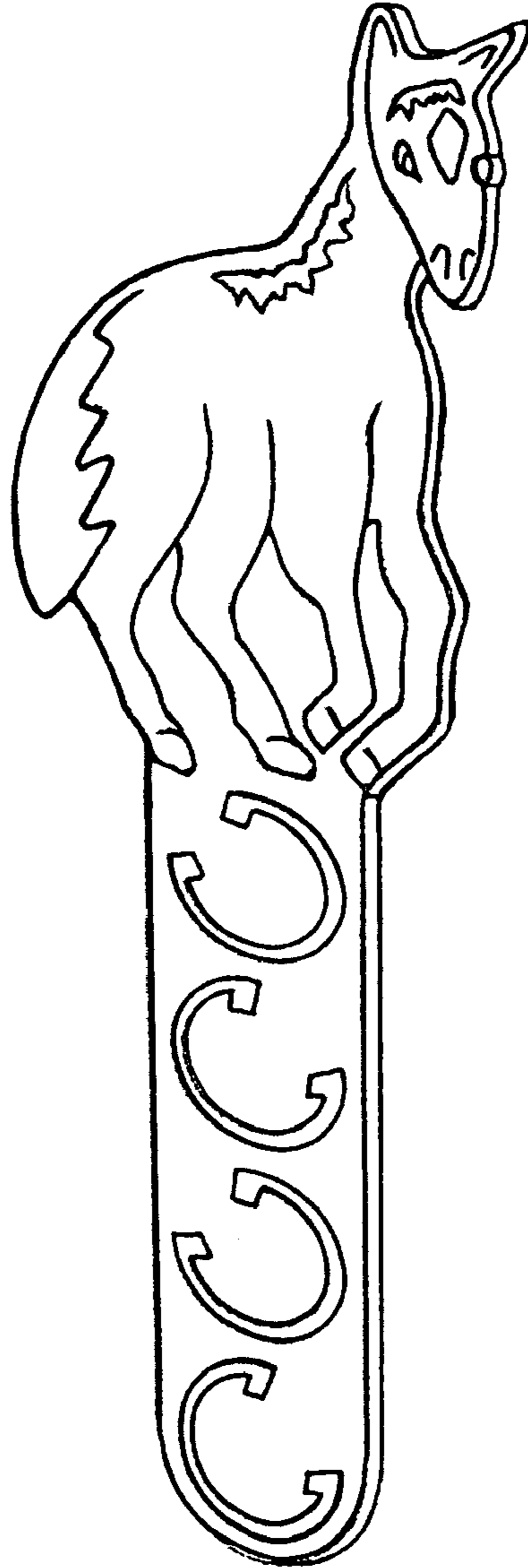


FIGURE 1




FIGURE 2

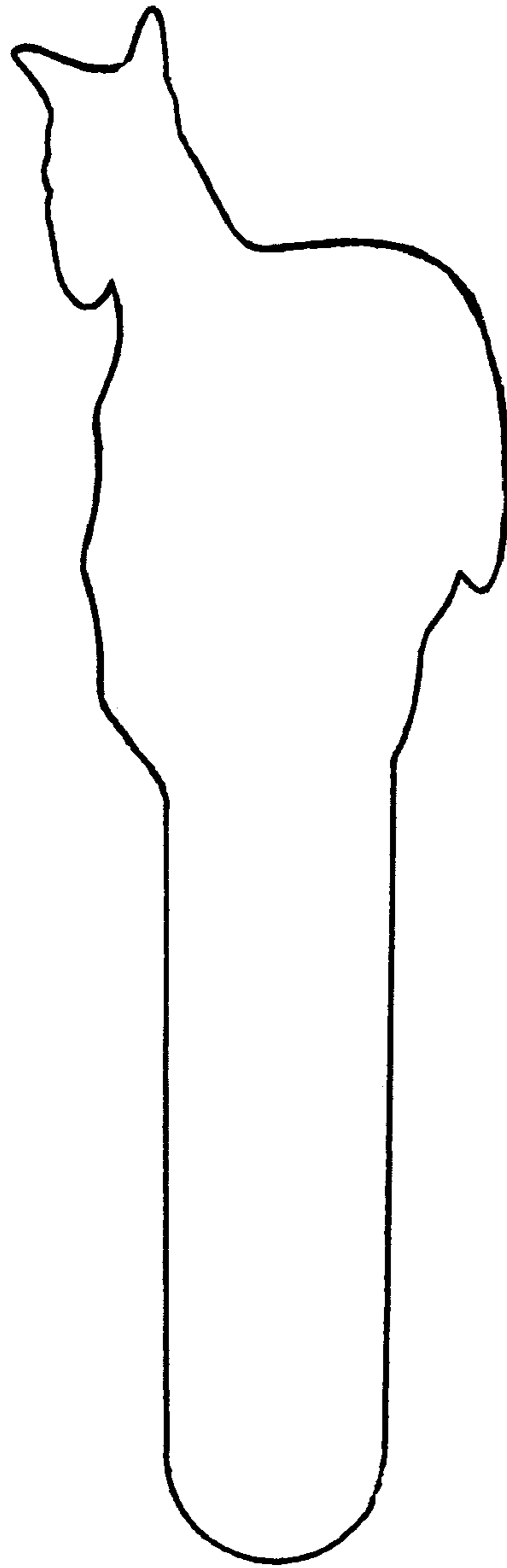


FIGURE 3



FIGURE 4