

US00D588265S

(12) **United States Design Patent**
Pickel et al.

(10) **Patent No.:** **US D588,265 S**
(45) **Date of Patent:** **** Mar. 10, 2009**

(54) **TONGUE DEPRESSOR**

(76) Inventors: **Bruce Pickel**, R. R. #3, Thorndale, ON
(CA) NOM 2P0; **Jane Pickel**, R. R. #3,
Thorndale, ON (CA) NOM 2P0

(**) Term: **14 Years**

(21) Appl. No.: **29/300,856**

(22) Filed: **May 22, 2008**

(51) **LOC (9) Cl.** **24-02**

(52) **U.S. Cl.** **D24/136**

(58) **Field of Classification Search** D24/136,
D24/147; D1/102; D7/300.2, 376; 600/202,
600/203, 240; 426/91, 134; 604/11, 77;
30/141, 324

See application file for complete search history.

(56) **References Cited**

U.S. PATENT DOCUMENTS

D359,556 S * 6/1995 Hale et al. D24/136
5,891,019 A * 4/1999 Young et al. 600/240
5,946,807 A * 9/1999 Crane et al. 30/141
D423,667 S * 4/2000 Coe D24/136
D446,072 S * 8/2001 Cohen D7/300.2

D491,337 S * 6/2004 Benson et al. D1/102
D502,263 S * 2/2005 Feller et al. D24/136
D538,427 S * 3/2007 Costa et al. D24/136
2006/0036133 A1 * 2/2006 Demsky 600/240
2006/0200006 A1 * 9/2006 Drogin et al. 600/240

* cited by examiner

Primary Examiner—Ian Simmons
Assistant Examiner—Christopher Lee

(57) **CLAIM**

The ornamental design for a tongue depressor, as shown and described.

DESCRIPTION

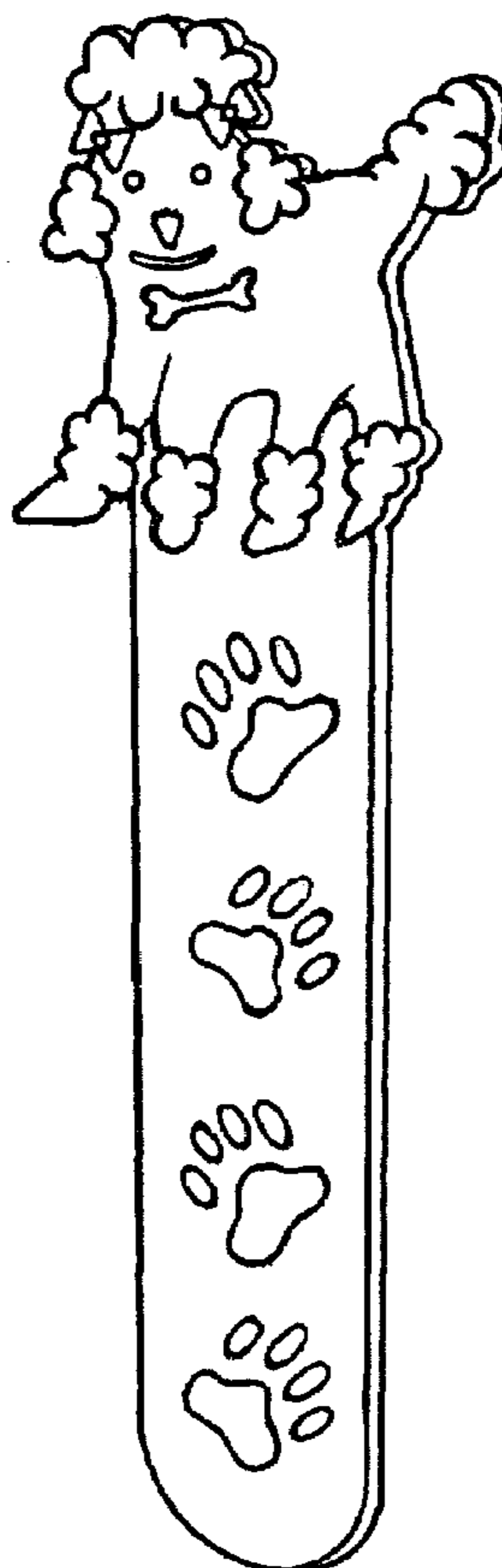
FIG. 1 is a perspective view of a tongue depressor according to the present design;

FIG. 2 is a front view of a tongue depressor according to the present design;

FIG. 3 is a rear view of a tongue depressor according to the present design; and,

FIG. 4 is a side view of a tongue depressor according to the present design.

1 Claim, 4 Drawing Sheets



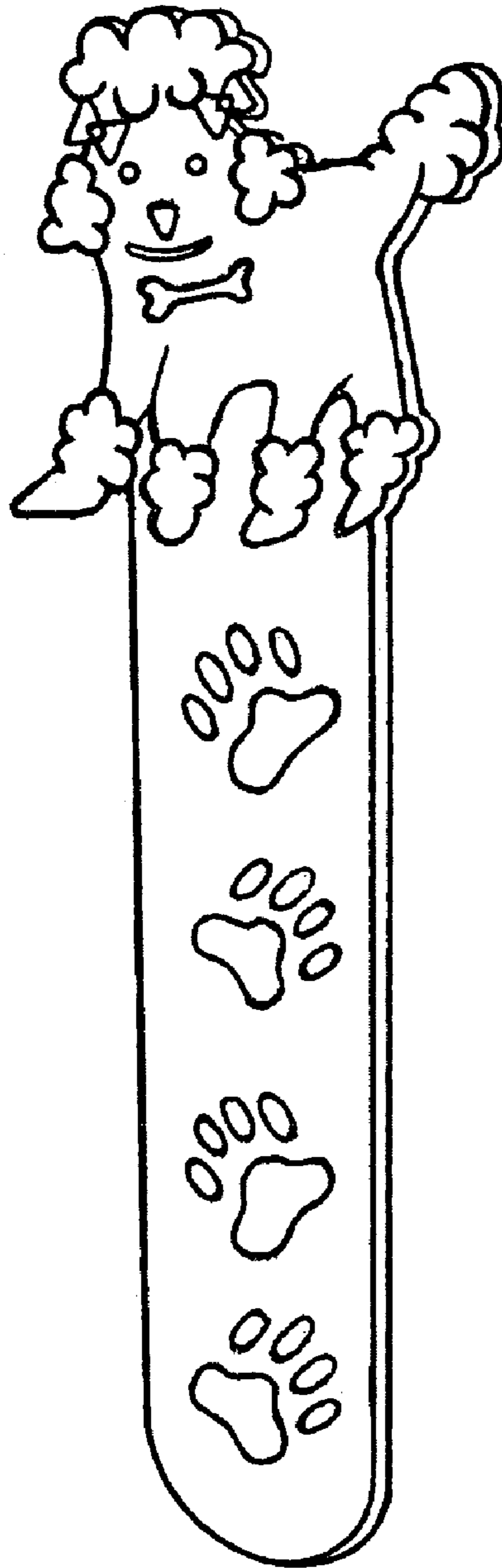


FIGURE 1

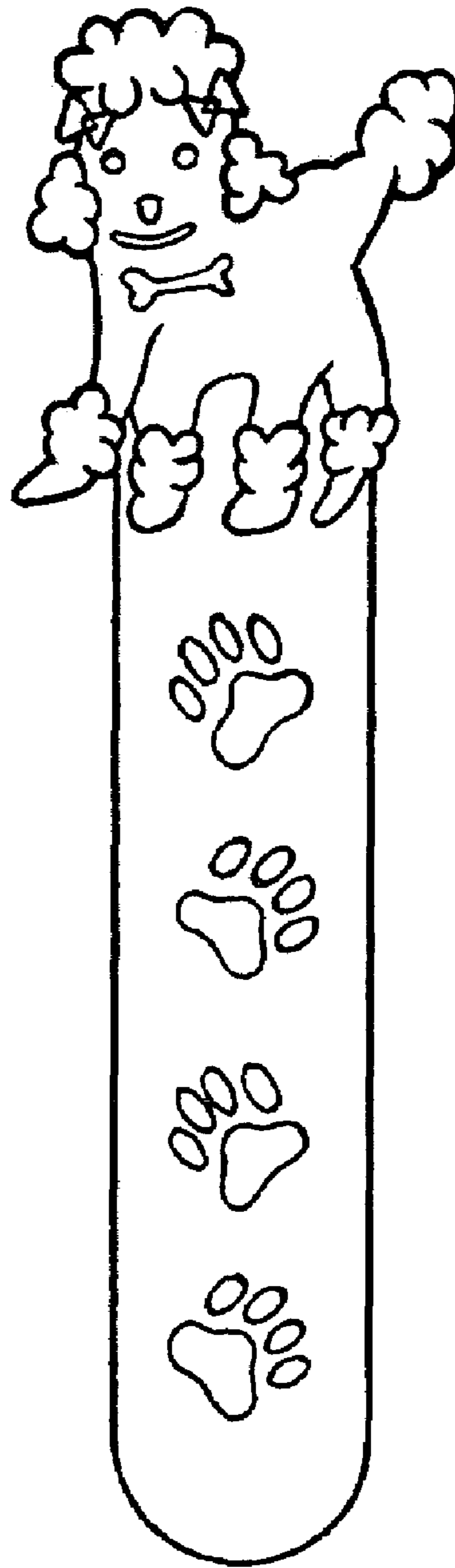


FIGURE 2




FIGURE 3



FIGURE 4