



US00D588256S

(12) **United States Design Patent**
Daniels

(10) **Patent No.:** **US D588,256 S**
(45) **Date of Patent:** **** Mar. 10, 2009**

(54) **ROOF FIELD VENT**

(76) Inventor: **Gregory S. Daniels**, 2413 Hidden Valley Dr., Santa Rosa, CA (US) 95404

(**) Term: **14 Years**

(21) Appl. No.: **29/321,198**

(22) Filed: **Jul. 11, 2008**

(51) **LOC (9) Cl.** **23-04**

(52) **U.S. Cl.** **D23/373**

(58) **Field of Classification Search** D23/373,
D23/393, 386; D25/199; 454/250, 450;
52/199

See application file for complete search history.

(56) **References Cited**

U.S. PATENT DOCUMENTS

6,050,039	A	4/2000	O'Hagin	
6,447,390	B1 *	9/2002	O'Hagin	454/250
6,537,147	B2 *	3/2003	Smith	454/365
D512,774	S *	12/2005	O'Hagin et al.	D23/393

OTHER PUBLICATIONS

DECRA® Products Homepage, <http://www.decra.com/products.htm>, Printed Aug. 4, 2008, 2 pages.
DECRA® Mediterranean Tile, <http://www.decra.com/tile.htm>, Printed Aug. 4, 2008, 1 page.
DECRA® Ageless Beauty Brochure, DECRA Roofing Systems, Inc., 2007, 8 pages.
DECRA® All Profile Brochure, DECRA Roofing Systems, Inc., 2004, 2 pages.

DECRA® Tile, Shingle, Shingle Plus Installation Guide, DECRA Roofing Systems, Inc., 19 pages.

DECRA® Villa Tile, <http://www.decra.com/villatile.htm>, Printed Aug. 4, 2008, 1 page.

DECRA® Villa Tile Brochure, DECRA Roofing Systems, Inc., 2 pages.

DECRA® Shake, <http://www.decra.com/shake.htm>, Printed Aug. 4, 2008, 1 page.

Functional Components of a DECRA panel, DECRA Roofing Systems, Inc., 2005, 1 page.

* cited by examiner

Primary Examiner—Lisa P Lichtenstein

(74) *Attorney, Agent, or Firm*—Knobbe, Martens, Olson & Bear LLP

(57) **CLAIM**

The ornamental design for a roof field vent, as shown and described.

DESCRIPTION

FIG. 1 is a top, front, perspective view of a roof field vent showing our new design;

FIG. 2 is a top view thereof;

FIG. 3 is a bottom view thereof;

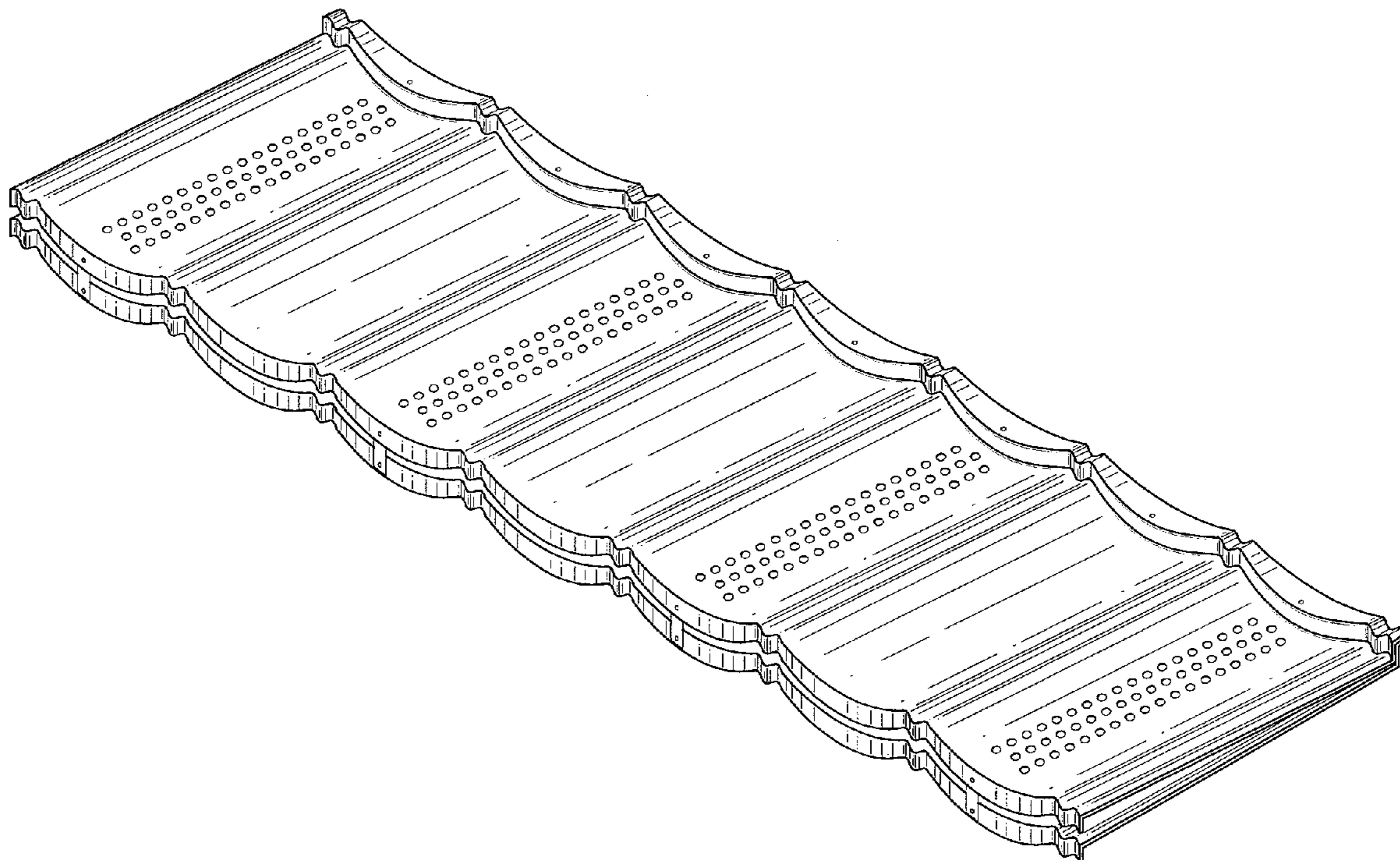
FIG. 4 is an enlarged front view thereof;

FIG. 5 is an enlarged rear view thereof;

FIG. 6 is an enlarged side view thereof; and,

FIG. 7 is another side view thereof.

1 Claim, 5 Drawing Sheets



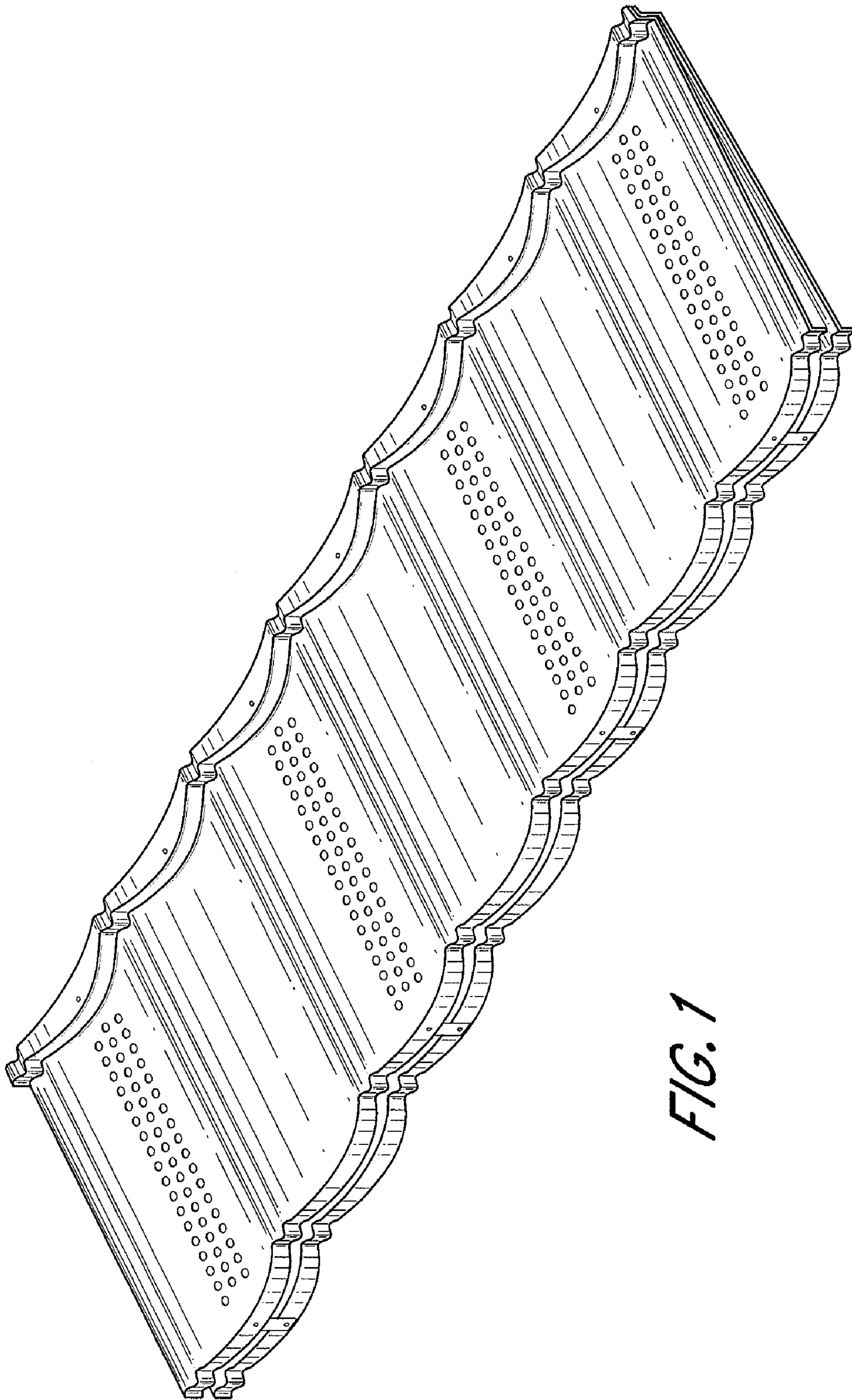


FIG. 1

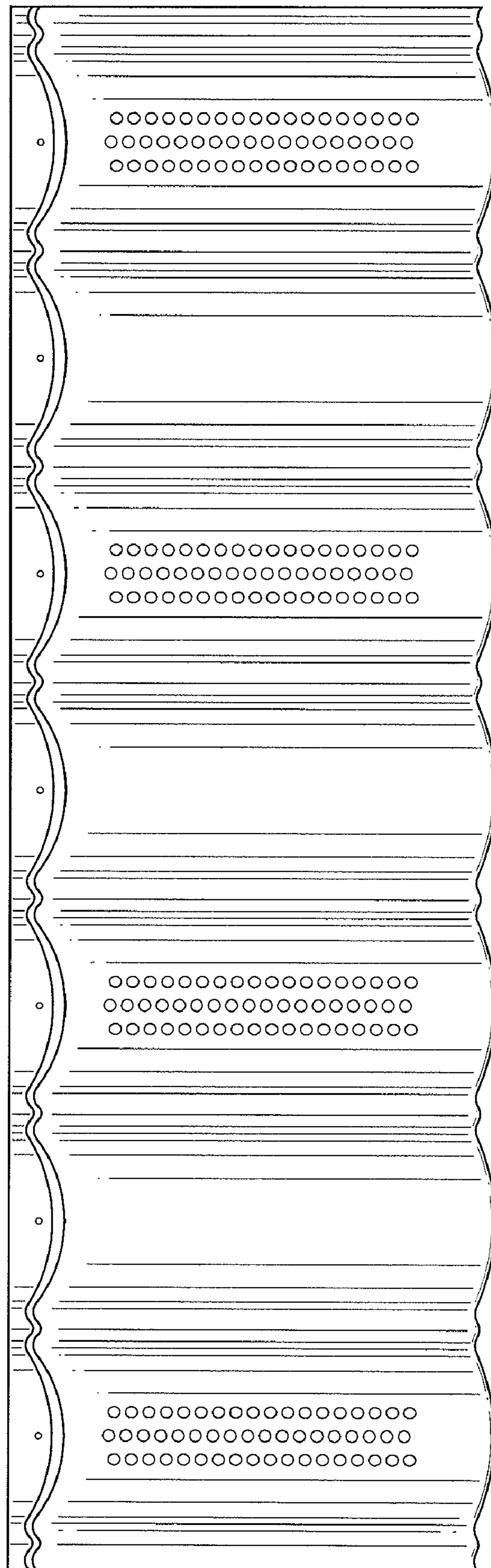


FIG. 2

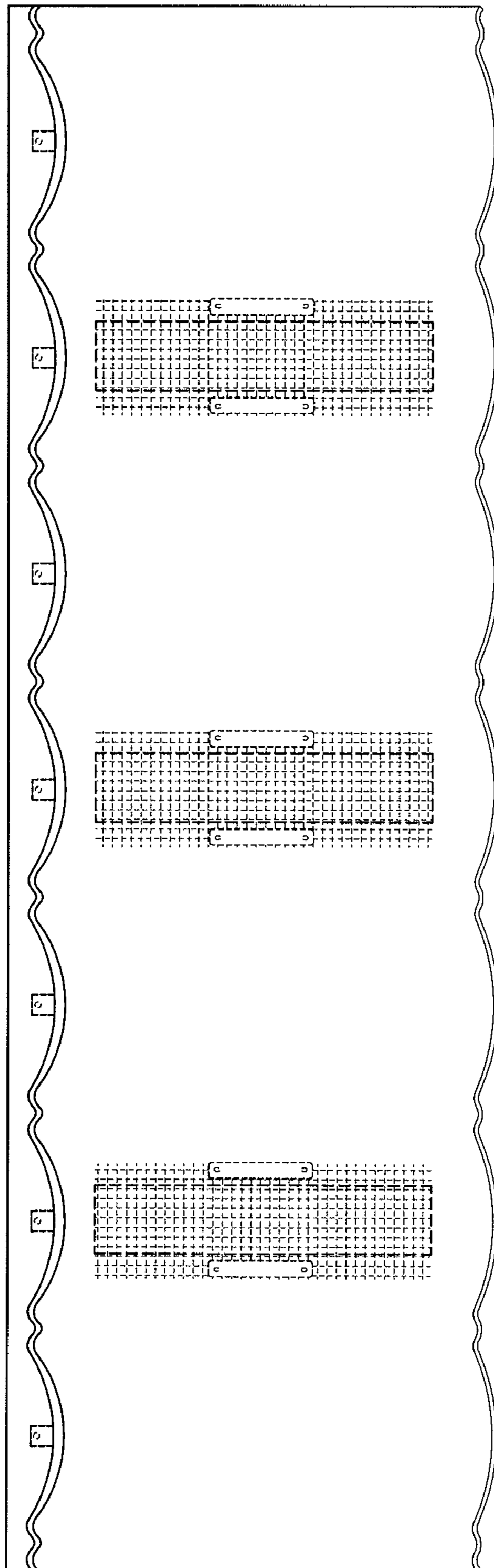


FIG. 3

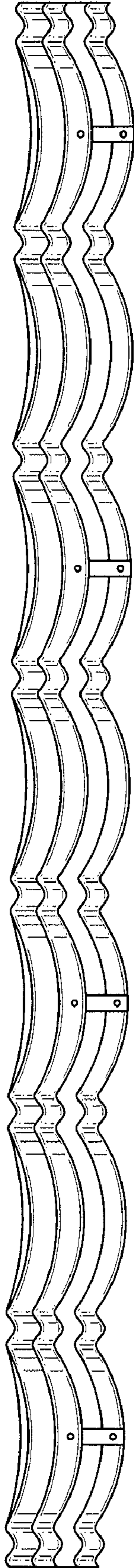


FIG. 4

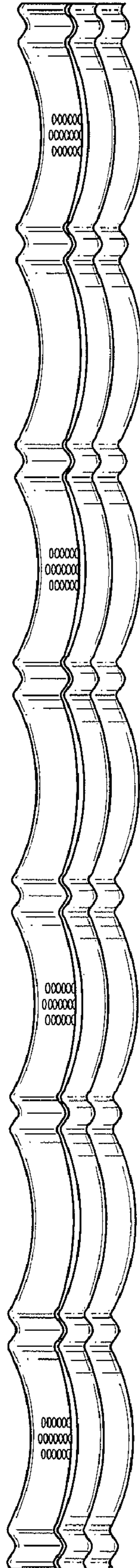


FIG. 5

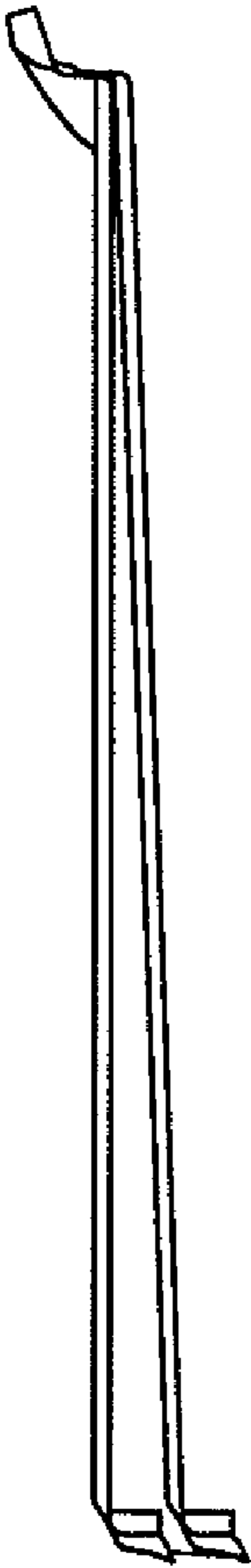


FIG. 6

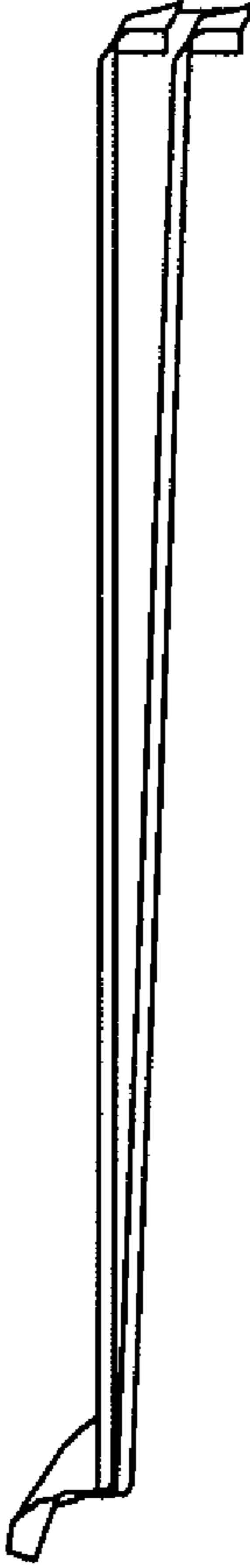


FIG. 7