



US00D588255S

(12) **United States Design Patent**  
**Daniels**

(10) **Patent No.:** **US D588,255 S**  
(45) **Date of Patent:** **\*\* Mar. 10, 2009**

(54) **ROOF FIELD VENT**

(76) Inventor: **Gregory S. Daniels**, 2413 Hidden Valley Dr., Santa Rosa, CA (US) 95404

(\*\*) Term: **14 Years**

(21) Appl. No.: **29/321,196**

(22) Filed: **Jul. 11, 2008**

(51) **LOC (9) Cl.** ..... **23-04**

(52) **U.S. Cl.** ..... **D23/373**

(58) **Field of Classification Search** ..... D23/373,  
D23/393, 386; D25/199; 454/250, 450;  
52/199

See application file for complete search history.

(56) **References Cited**

**U.S. PATENT DOCUMENTS**

6,050,039	A	4/2000	O'Hagin	
6,447,390	B1 *	9/2002	O'Hagin	454/250
6,537,147	B2 *	3/2003	Smith	454/365
D512,774	S *	12/2005	O'Hagin et al.	D23/393

**OTHER PUBLICATIONS**

DECRA® Products Homepage, <http://www.decra.com/products.htm>, Printed Aug. 4, 2008, 2 pages.  
 DECRA® Mediterranean Tile, <http://www.decra.com/tile.htm>, Printed Aug. 4, 2008, 1 page.  
 DECRA® Ageless Beauty Brochure, DECRA Roofing Systems, Inc., 2007, 8 pages.  
 DECRA® All Profile Brochure, DECRA Roofing Systems, Inc., 2004, 2 pages.  
 DECRA® Tile, Shingle, Shingle Plus Installation Guide, DECRA Roofing Systems, Inc., 19 pages.

DECRA® Villa Tile, <http://www.decra.com/villatile.htm>, Printed Aug. 4, 2008, 1 page.

DECRA® Villa Tile Brochure, DECRA Roofing Systems, Inc., 2 pages.

DECRA® Shake, <http://www.decra.com/shake.htm>, Printed Aug. 4, 2008, 1 page.

Functional Components of a DECRA Panel, DECRA Roofing Systems, Inc., 2005, 1 page.

\* cited by examiner

*Primary Examiner*—Lisa P Lichtenstein

(74) *Attorney, Agent, or Firm*—Knobbe, Martens, Olson & Bear LLP

(57) **CLAIM**

The ornamental design for a roof field vent, as shown and described.

**DESCRIPTION**

FIG. 1 is a top, front, perspective view of a roof field vent showing our new design;

FIG. 2 is a top view thereof;

FIG. 3 is a bottom view thereof;

FIG. 4 is a front view thereof;

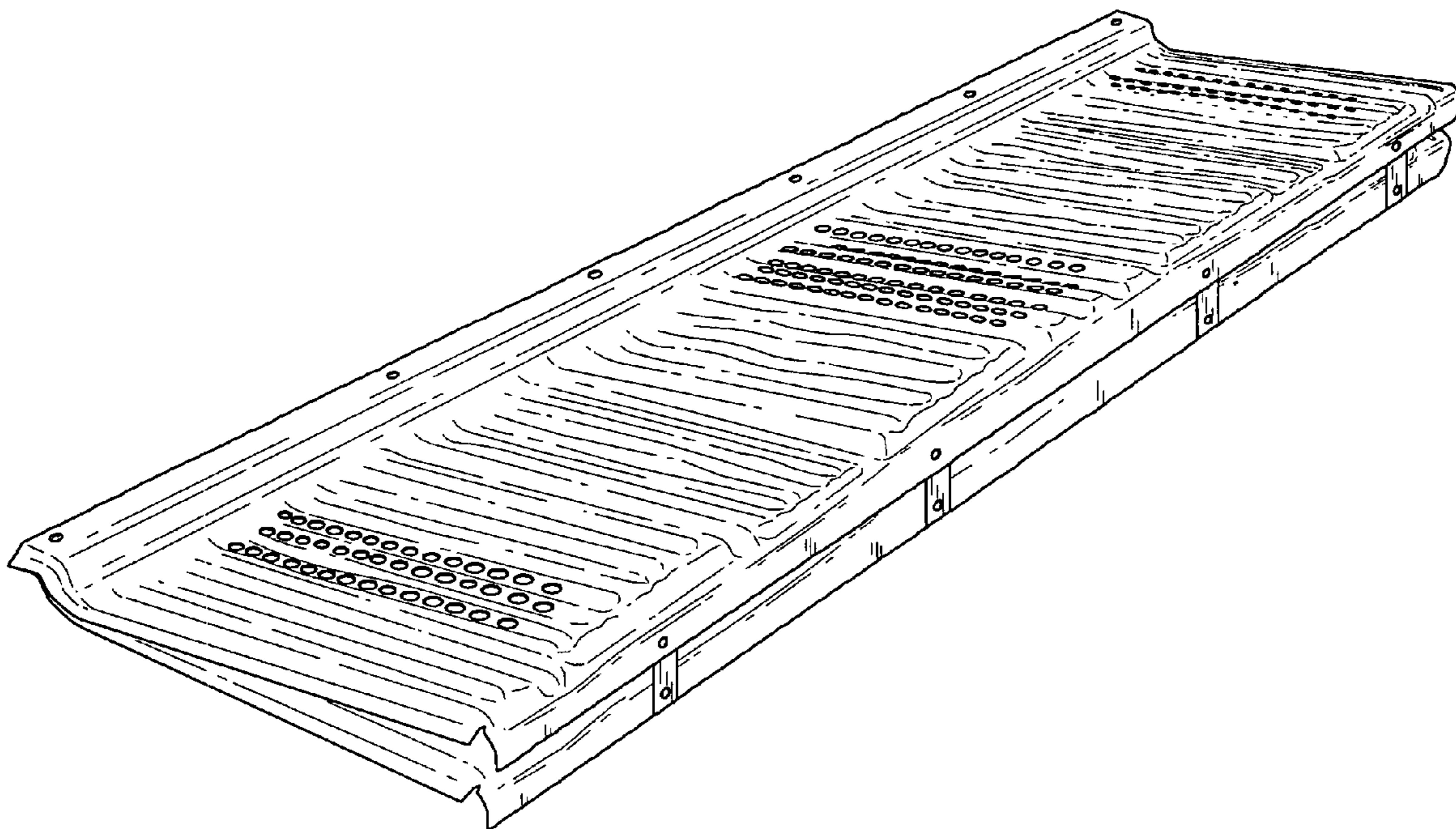
FIG. 5 is a rear view thereof;

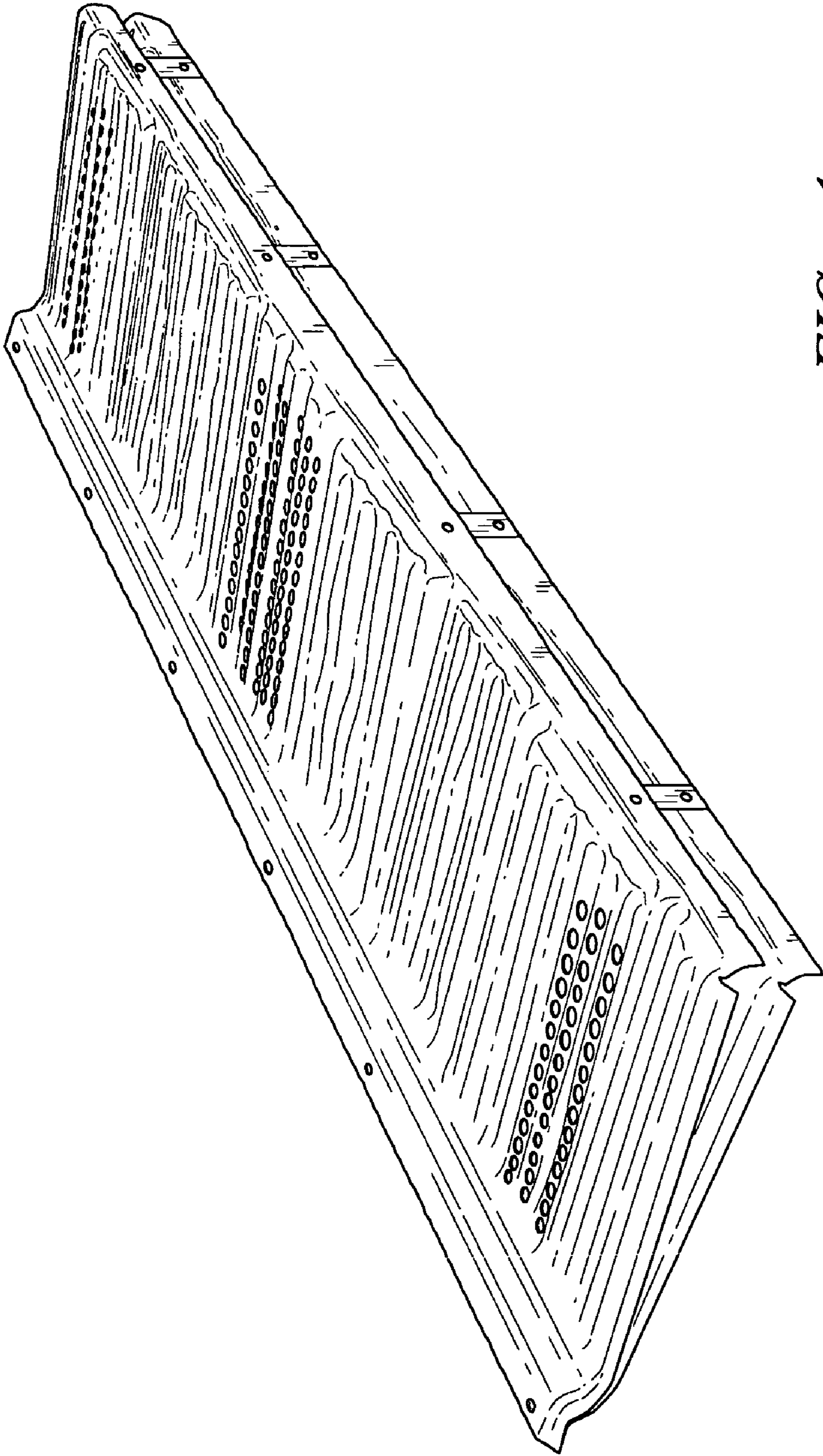
FIG. 6 is a side view thereof; and,

FIG. 7 is another side view thereof.

The broken line showing of portions of the roof field vent is included for the purpose of illustrating environmental structure and forms no part of the claimed design.

**1 Claim, 4 Drawing Sheets**





*FIG. 1*

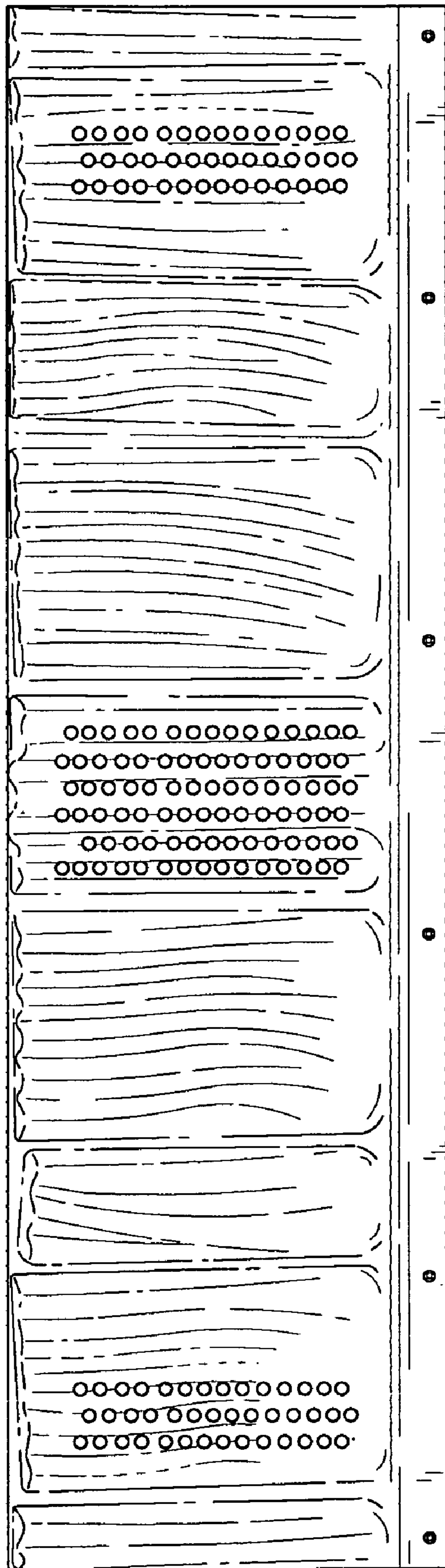
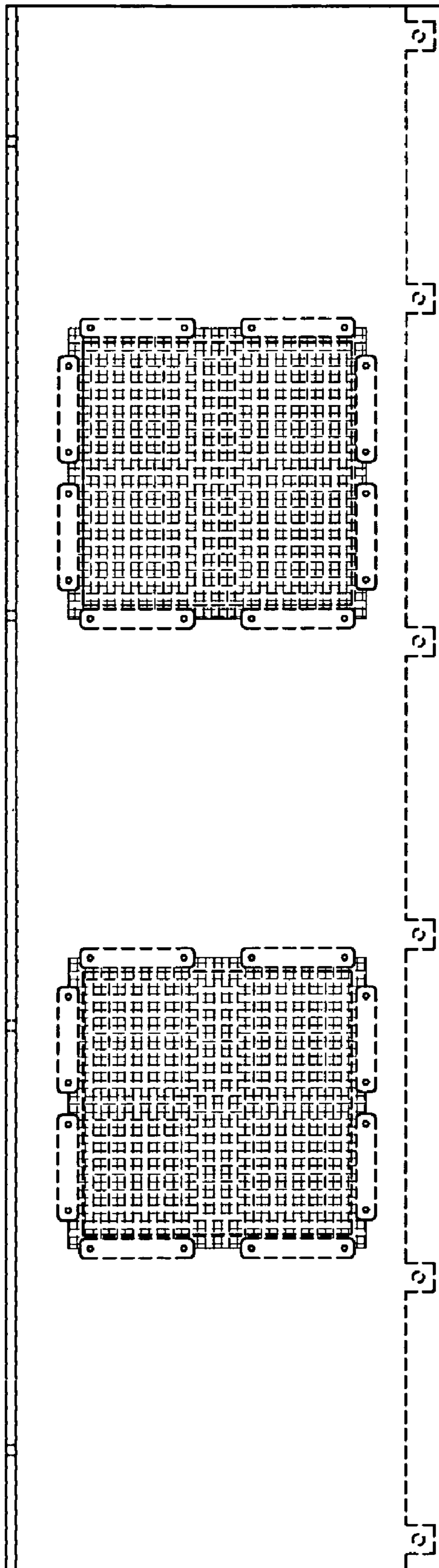


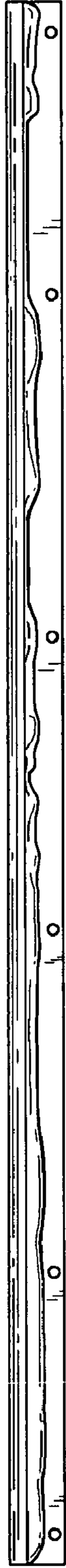
FIG. 2



*FIG. 3*



*FIG. 4*



*FIG. 5*



*FIG. 6*



*FIG. 7*