



US00D588250S

(12) **United States Design Patent**
Lohrding et al.

(10) **Patent No.:** **US D588,250 S**
(45) **Date of Patent:** **** Mar. 10, 2009**

(54) **USER INTERFACE**

(75) Inventors: **Bradley K. Lohrding**, Edina, MN (US);
William Maude-Roxby, Galway (IE);
Leslie D. Rustad, Burnsville, MN (US);
Thomas A. Flanagan, Bloomington,
MN (US)

(73) Assignee: **Thermo King Corporation**,
Minneapolis, MN (US)

(**) Term: **14 Years**

(21) Appl. No.: **29/322,336**

(22) Filed: **Aug. 1, 2008**

(51) **LOC (9) Cl.** **12-16**

(52) **U.S. Cl.** **D23/324**

(58) **Field of Classification Search** D23/324;
D10/50, 49, 60, 103; D12/400, 192; D14/247,
D14/258; 361/694; 236/1 C
See application file for complete search history.

(56) **References Cited**

U.S. PATENT DOCUMENTS

| | | | |
|-------------------|---------|-----------------------|---------|
| D375,908 S * | 11/1996 | Schumaker et al. | D10/49 |
| D394,017 S * | 5/1998 | Liao et al. | D10/103 |
| D556,062 S * | 11/2007 | Boudewyns et al. | D10/60 |
| 7,417,205 B2 * | 8/2008 | Faries et al. | 219/428 |
| 2002/0158058 A1 * | 10/2002 | Faries et al. | 219/400 |
| 2007/0163748 A1 * | 7/2007 | Rasmussen et al. | 165/53 |

OTHER PUBLICATIONS

Thermo King Spectrum User Interface (see Exhibit A), in public use prior to Aug. 1, 2007, 1 page.

Thermo King SmartReefer2 User Interface (see Exhibit B), in public use prior to Aug. 1, 2007, 1 page.

Thermo King Thermoguard User Interface (see Exhibit C), in public use prior to Aug. 1, 2007, 1 page.

* cited by examiner

Primary Examiner—T. Chase Nelson

Assistant Examiner—Ania K Dworzecka

(74) *Attorney, Agent, or Firm*—Michael Best & Friedrich LLP

(57) **CLAIM**

We claim the ornamental design for a user interface, as shown and described in FIGS. 1–6.

DESCRIPTION

FIG. 1 is a front perspective view of a user interface showing our new design;

FIG. 2 is a front view of the user interface of FIG. 1.

FIG. 3 is a right side view of the user interface of FIG. 1.

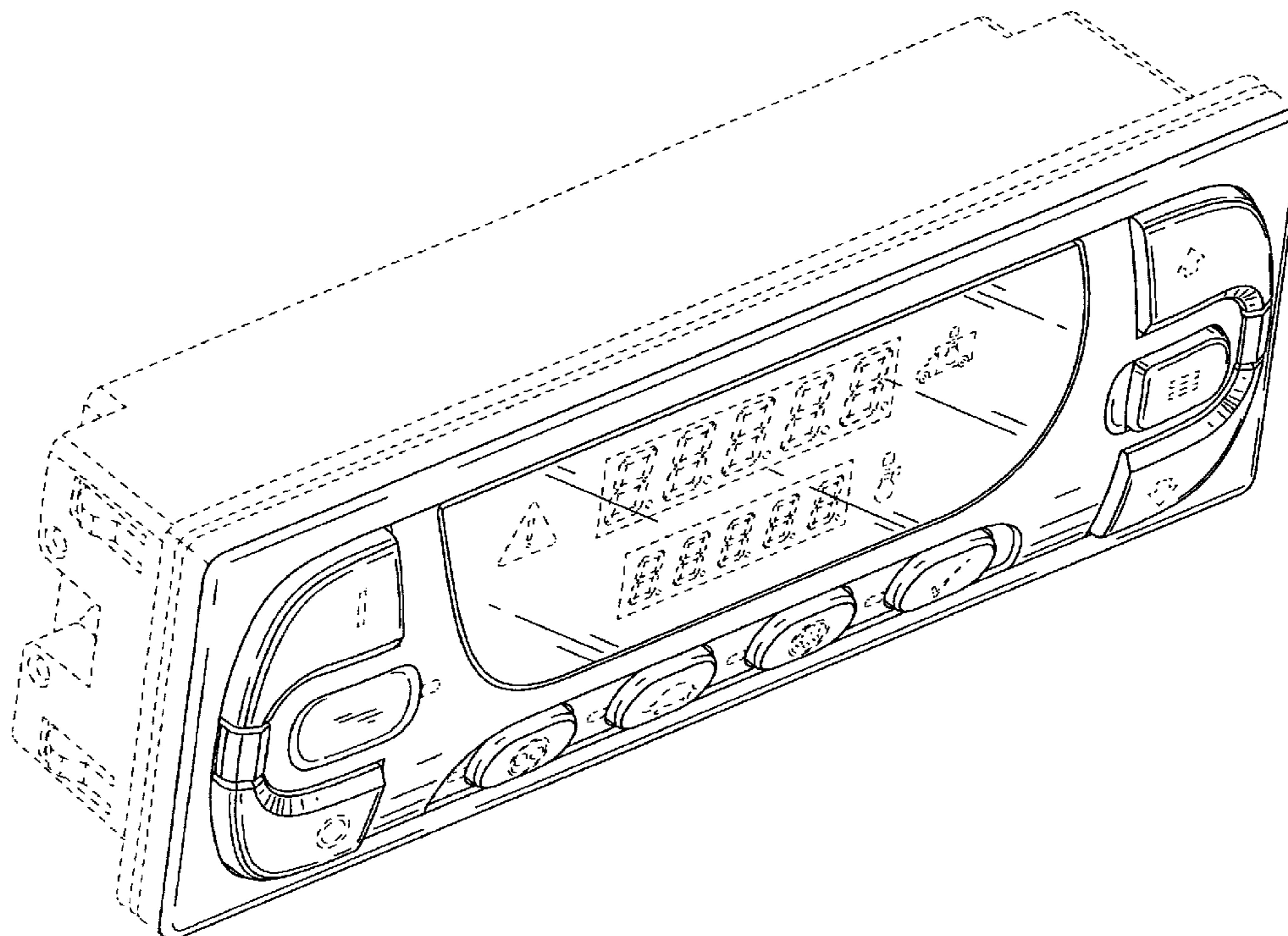
FIG. 4 is a left side view of the user interface of FIG. 1.

FIG. 5 is a top view of the user interface of FIG. 1; and,

FIG. 6 is a bottom view of the user interface of FIG. 1.

The broken lines illustrate portions of the design that form no part of the claim.

1 Claim, 5 Drawing Sheets



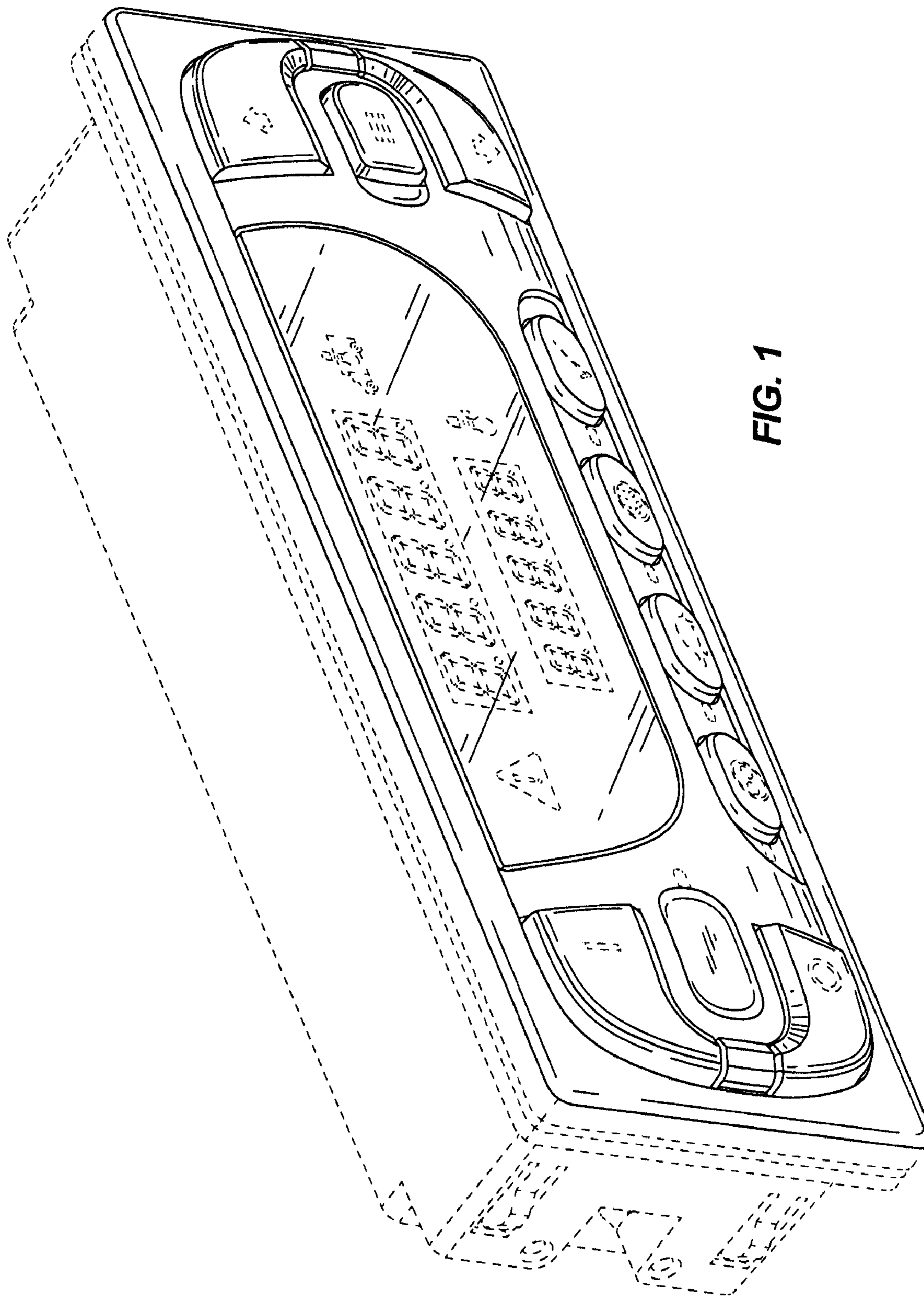


FIG. 1

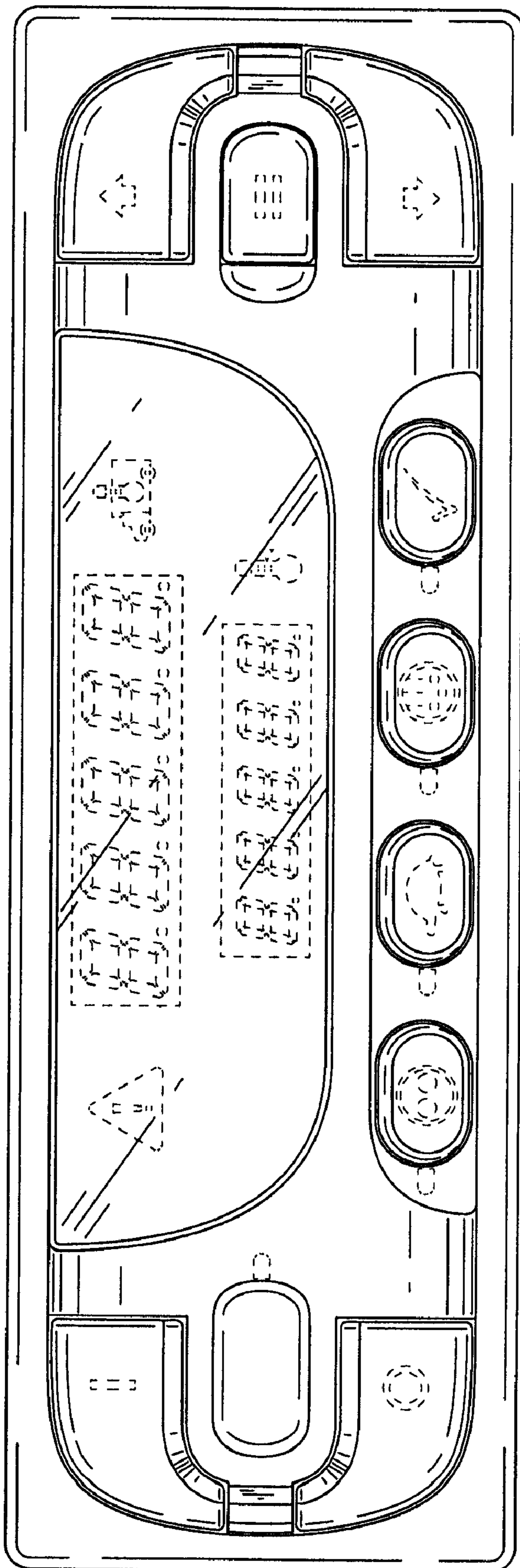


FIG. 2

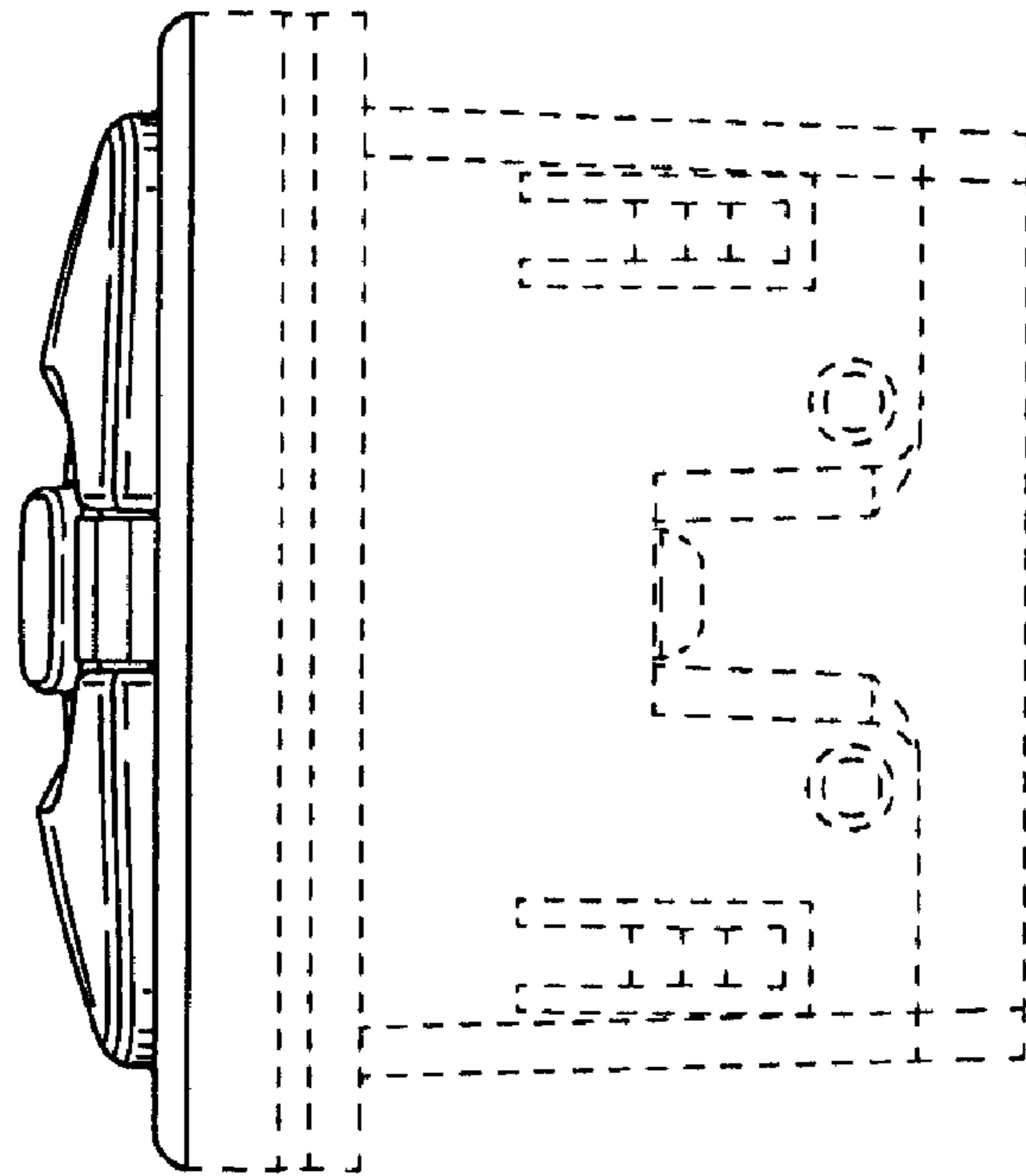


FIG. 3

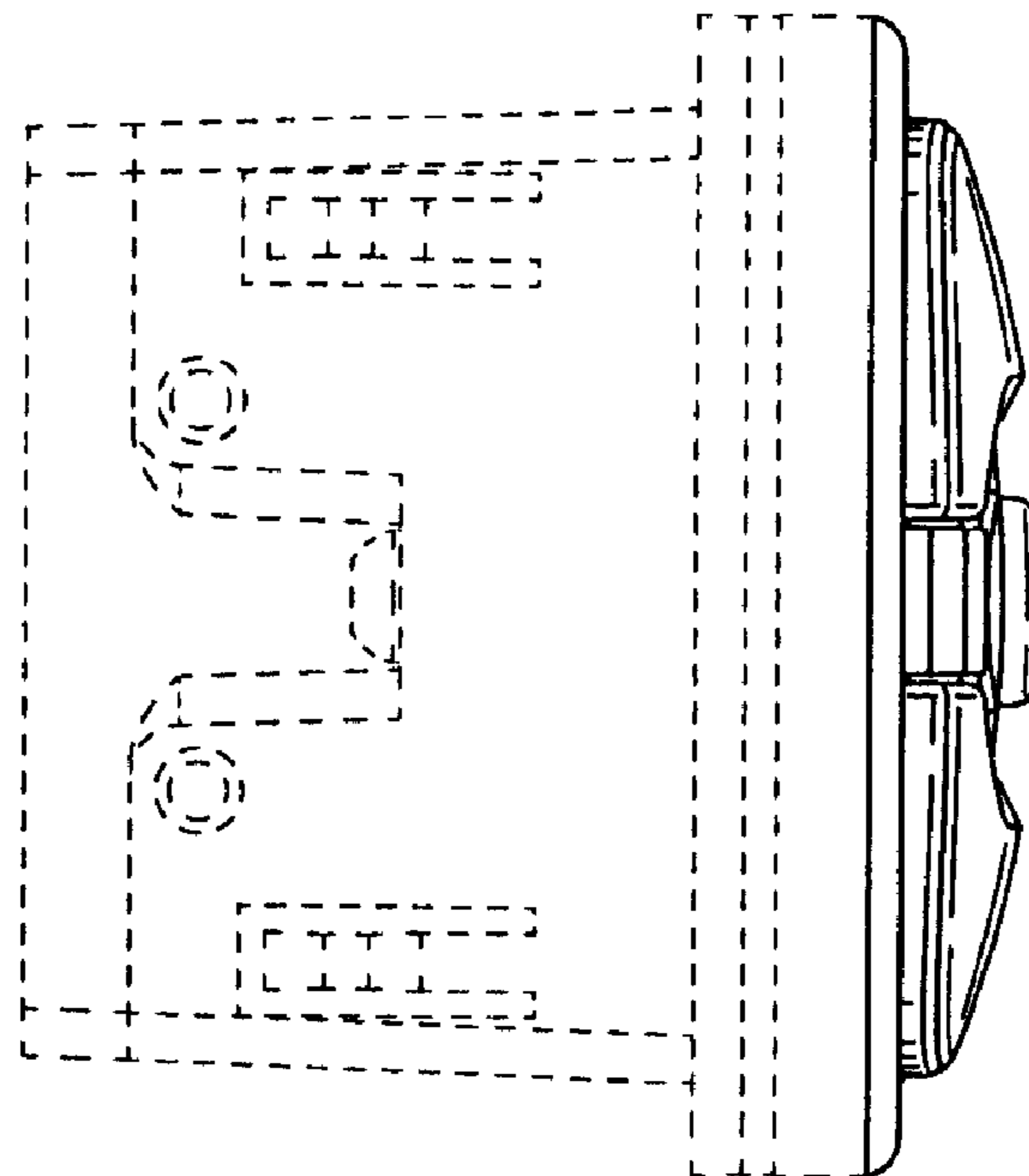


FIG. 4

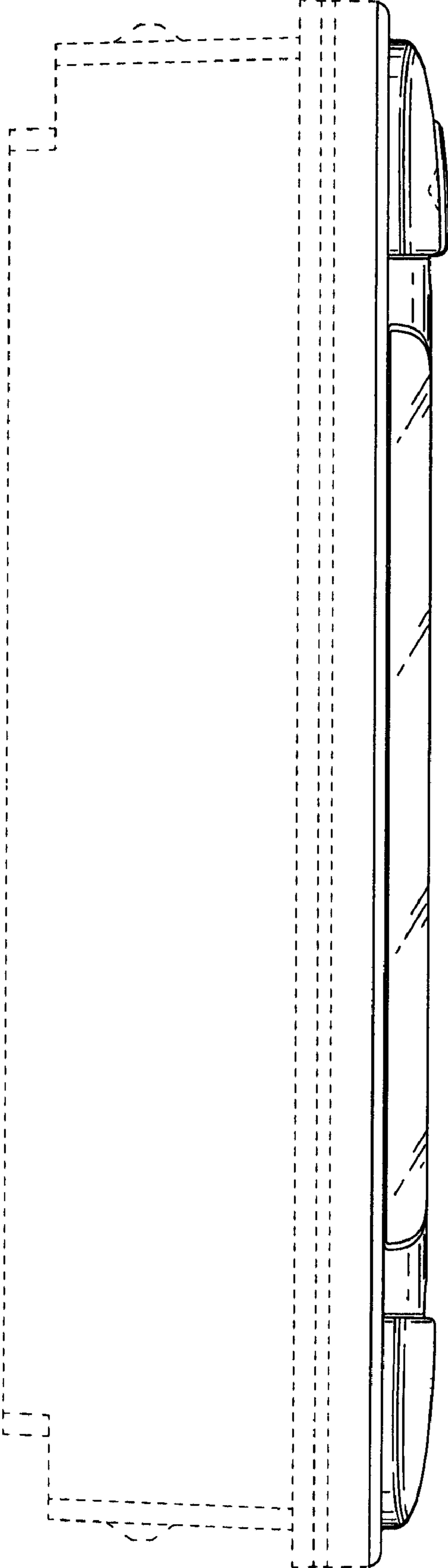


FIG. 5

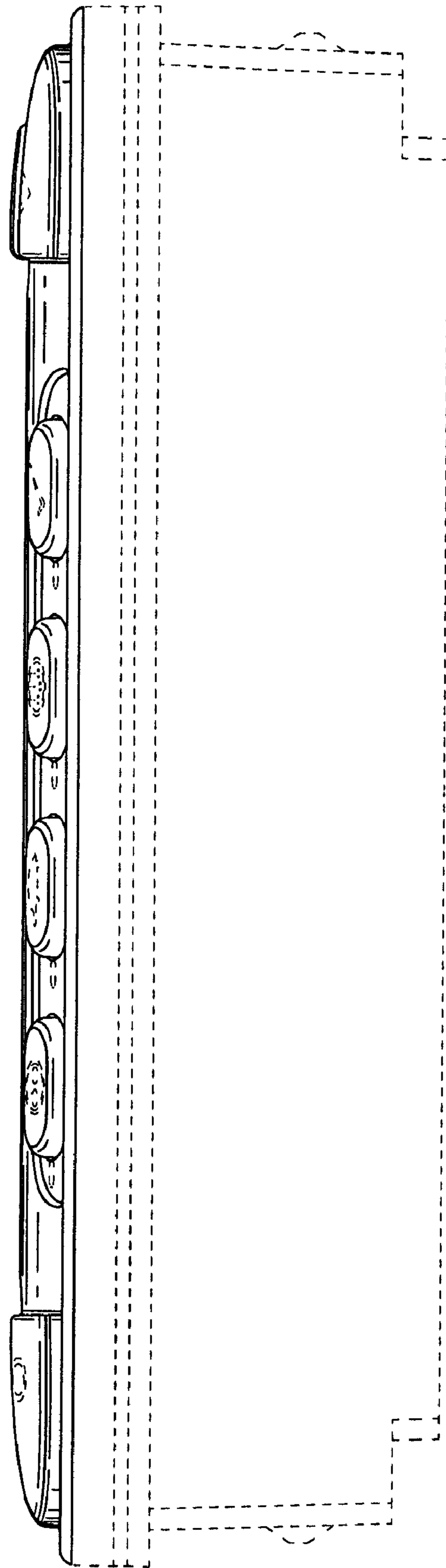


FIG. 6

UNITED STATES PATENT AND TRADEMARK OFFICE
CERTIFICATE OF CORRECTION

PATENT NO. : Des. 588,250 S
APPLICATION NO. : 29/322336
DATED : March 10, 2009
INVENTOR(S) : Bradley K. Lohrding et al.

Page 1 of 1

It is certified that error appears in the above-identified patent and that said Letters Patent is hereby corrected as shown below:

On the Title page, Item (57)
In the Claim:

change "We claim the ornamental design for a user interface, as shown and described in FIGS. 1-6" to --We claim the ornamental design for a user interface, as shown and described--.

Signed and Sealed this

Twenty-sixth Day of May, 2009



JOHN DOLL
Acting Director of the United States Patent and Trademark Office