



US00D588249S

(12) **United States Design Patent**  
**Patterson et al.**

(10) **Patent No.:** **US D588,249 S**  
(45) **Date of Patent:** **\*\* Mar. 10, 2009**

(54) **SHOWER ENCLOSURE**

D570,967 S \* 6/2008 Hood ..... D23/275  
D572,805 S \* 7/2008 Daikubara et al. .... D23/304  
D578,186 S \* 10/2008 Biagi et al. .... D23/305

(75) Inventors: **Charles Patterson**, Durango, CO (US);  
**Victor Hoernig**, Lowell, IN (US)

\* cited by examiner

(73) Assignee: **American Shower & Bath Corporation**, Moorestown, NJ (US)

*Primary Examiner*—Robert A Delehanty  
(74) *Attorney, Agent, or Firm*—Nirav D. Parikh

(\*\*) Term: **14 Years**

(57) **CLAIM**

(21) Appl. No.: **29/281,019**

An ornamental design for a shower enclosure, as shown and described.

(22) Filed: **Jun. 13, 2007**

(51) **LOC (9) Cl.** ..... **23-02**

(52) **U.S. Cl.** ..... **D23/305**

(58) **Field of Classification Search** ..... D23/275,  
D23/273, 279, 283, 303–306; 4/552, 556–557,  
4/596–597, 607, 610, 900

See application file for complete search history.

**DESCRIPTION**

FIG. 1 is a perspective view of the shower enclosure showing our new design;

FIG. 2 is a front perspective view thereof; and,

FIG. 3 is a top plan view thereof.


The broken lines showing of the shower base and drain hole are for illustrative purposes only and forms no part of the claimed design.

(56) **References Cited**

**U.S. PATENT DOCUMENTS**

6,938,868 B2 \* 9/2005 Pence ..... 4/612

**1 Claim, 3 Drawing Sheets**






Fig-1






Fig-2




Fig-3