



US00D588235S

(12) **United States Design Patent**  
**Rexach**

(10) **Patent No.:** **US D588,235 S**  
(45) **Date of Patent:** **\*\* Mar. 10, 2009**

(54) **HANDLE**

(75) Inventor: **Rafael A. Rexach**, Kohler, WI (US)

(73) Assignee: **Kohler Co.**, Kohler, WI (US)

(\*\*) Term: **14 Years**

(21) Appl. No.: **29/250,587**

(22) Filed: **Nov. 22, 2006**

(51) **LOC (9) Cl.** ..... **23-01**

(52) **U.S. Cl.** ..... **D23/250**

(58) **Field of Classification Search** ..... D23/250,  
D23/252-254, 238-243, 244-249; 4/675-678;  
D8/300, 307-308; D6/550; 137/801; 16/110.1,  
16/441

See application file for complete search history.

(56) **References Cited**

**U.S. PATENT DOCUMENTS**

D86,672 S \* 4/1932 Ferguson ..... D23/250  
D530,791 S \* 10/2006 Kohler et al. .... D23/254  
D532,487 S \* 11/2006 Citterio ..... D23/252  
D563,192 S \* 3/2008 Barry ..... D8/307

**FOREIGN PATENT DOCUMENTS**

DE M9608864 4/1997  
EP 000532932-0007 7/2006  
WO DM 55341 3/2001

**OTHER PUBLICATIONS**

Malibu Lavatory Faucet with Cross Handle. Item No. 260031289565. Online date Sep. 18, 2006.

Colourwash Bathrooms. "XS Wall Mounted Basin Set". Colourwash online catalog. Copyright 2006 Colourwash Ltd.  
Hansgrohe. "Axor Citterio Trim, Trio Diverter". Model No. 39894001. Honsgrohe online catalog.  
Cross Handles. Online date Sep. 18, 2006.  
Kohler Co. "Pinstripe Pure Widespread Lavatory Faucet with Low Spout and Cross Handles". Model No. K-13132-3A. Copyright 2006 Kohler Co.

\* cited by examiner

*Primary Examiner*—Robert A Delehanty

(74) *Attorney, Agent, or Firm*—Quarles & Brady LLP

(57) **CLAIM**

The ornamental design for a handle, as shown and described.

**DESCRIPTION**

In a preferred embodiment, the nature of this product is a handle for a plumbing fitting such as a shower water control or a faucet.

FIG. 1 is a right, top, front perspective view of a handle embodying my new design;

FIG. 2 is a top plan view thereof;

FIG. 3 is a front elevational view thereof, the left and right side elevational views thereof being identical to the front view shown; and,

FIG. 4 is a bottom plan view thereof.

The broken line representations of post structure in FIGS. 1 and 3-4 are for the purpose of illustration only, and forms no part of the claimed design.

**1 Claim, 2 Drawing Sheets**

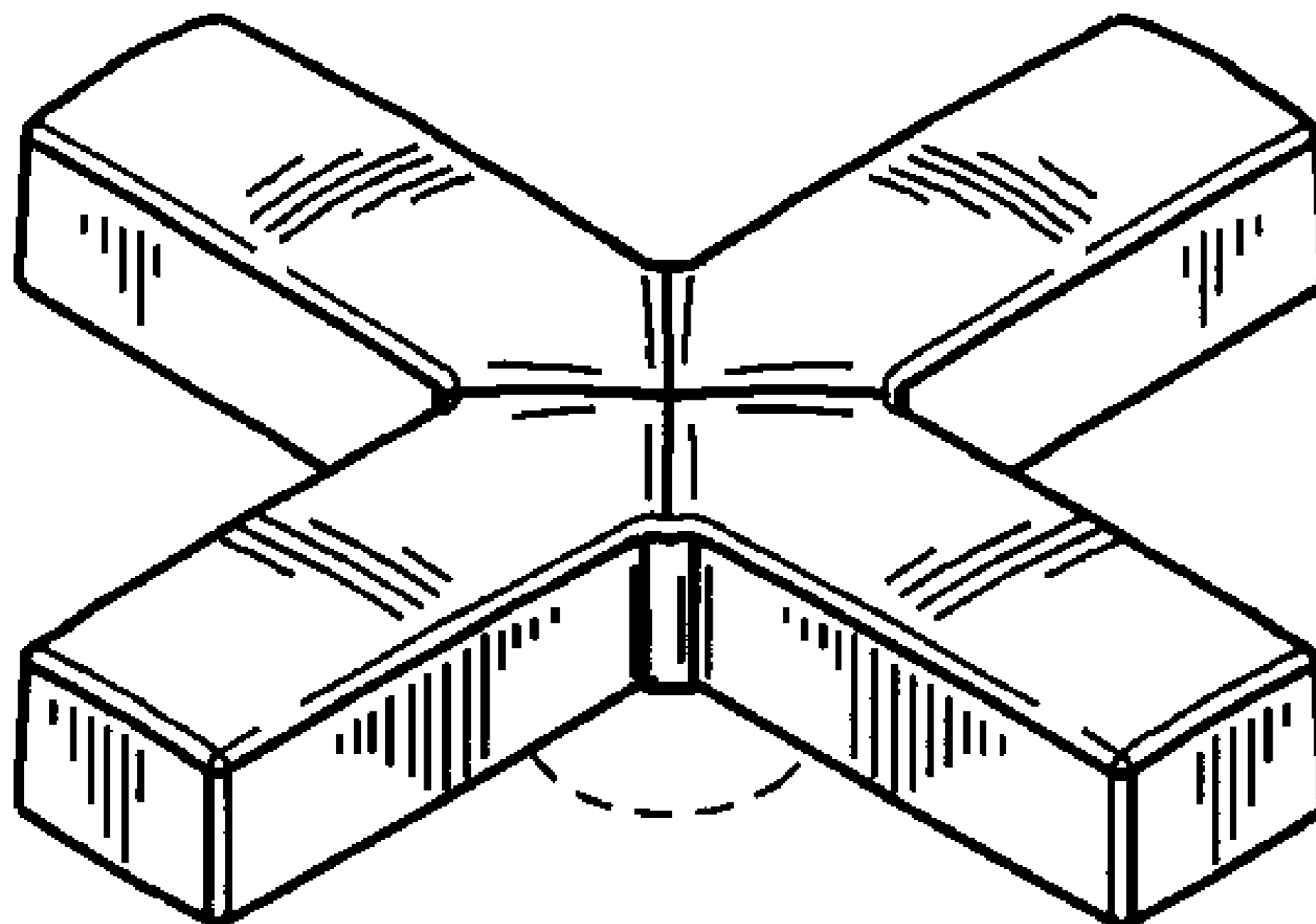


FIG. 1

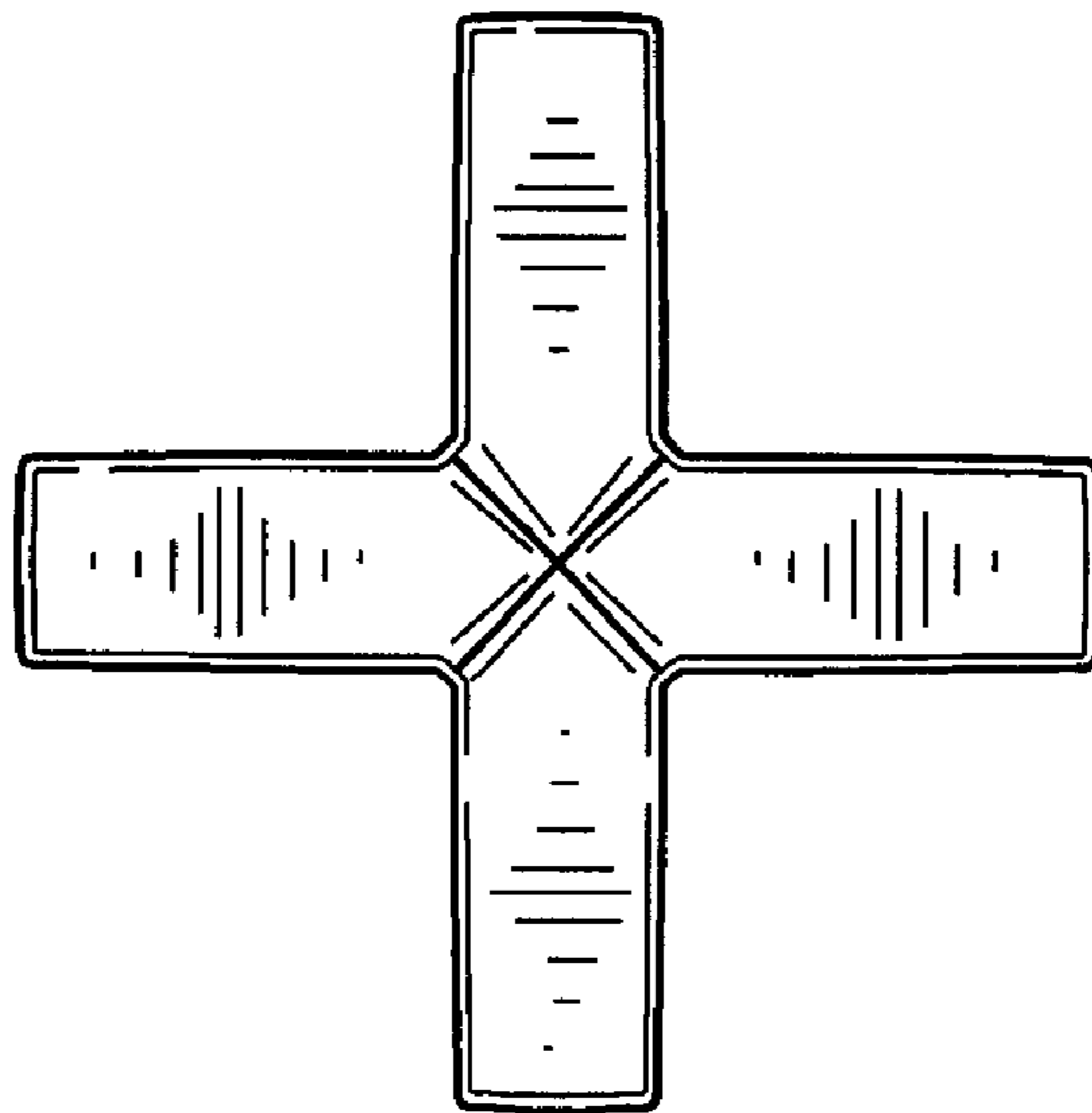
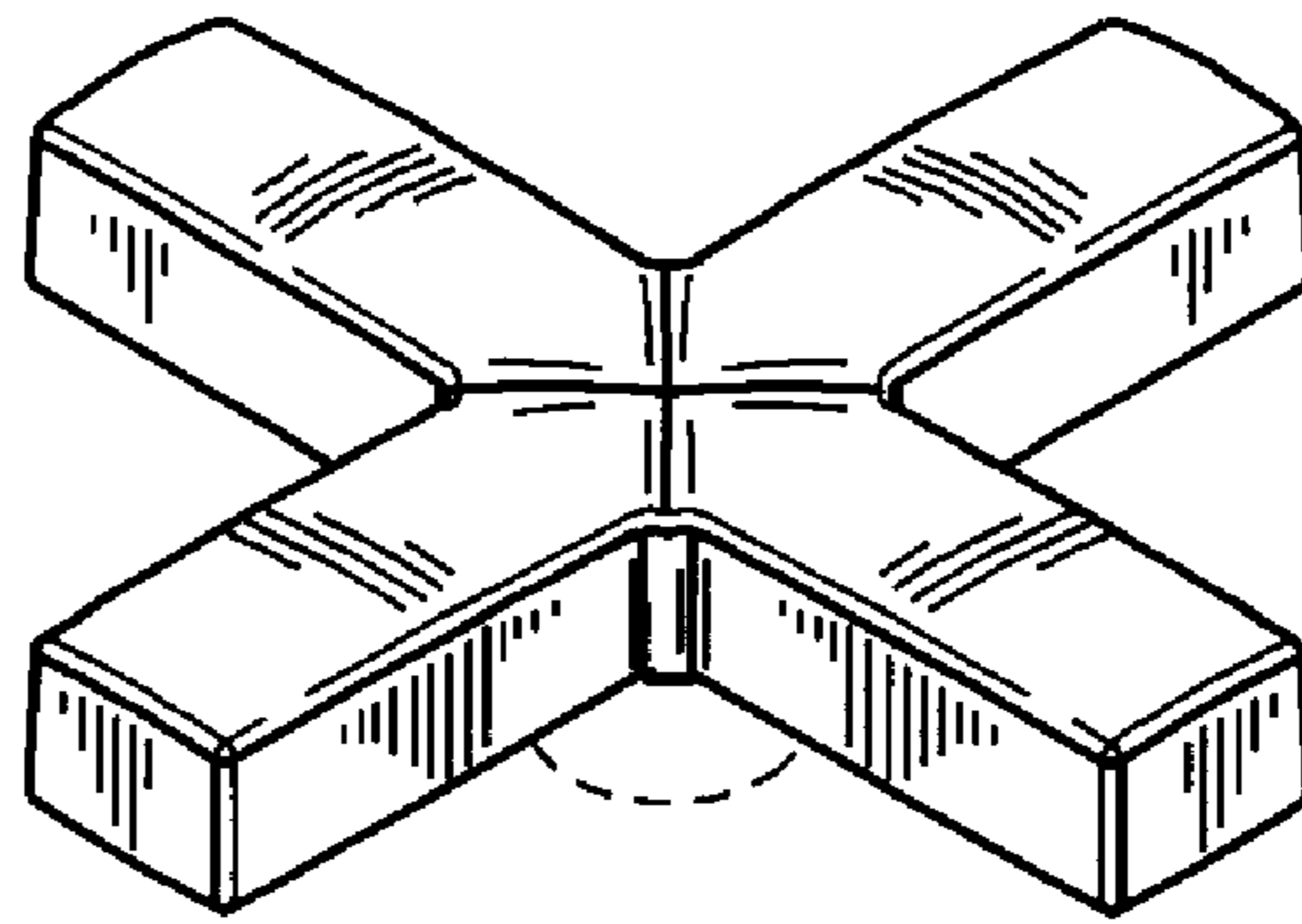


FIG. 2

FIG. 3




FIG. 4