



US00D588234S

(12) **United States Design Patent**
Urso

(10) **Patent No.:** **US D588,234 S**
(45) **Date of Patent:** **** Mar. 10, 2009**

(54) **TWO-HANDLE FAUCET**

(76) Inventor: **Charles Louis Urso**, 54 Marivista Ave.,
P.O. Box 541136, Waltham, MA (US)
02454-1136

(**) Term: **14 Years**

(21) Appl. No.: **29/263,457**

(22) Filed: **Jul. 24, 2006**

(51) **LOC (9) Cl.** **23-01**

(52) **U.S. Cl.** **D23/242**

(58) **Field of Classification Search** D23/200,
D23/238-257; 4/675-678; 137/801; D11/134;
D21/576, 606; D19/34.4

See application file for complete search history.

(56) **References Cited**

U.S. PATENT DOCUMENTS

D179,003 S *	10/1956	Hurwitz	D23/256
D236,895 S *	9/1975	Bois	D23/255
D268,611 S *	4/1983	Klose	D23/222
D284,886 S *	7/1986	Joerger	D23/242
D356,626 S *	3/1995	Wang	D23/213
D356,856 S *	3/1995	Wang	D23/241
D356,857 S *	3/1995	Wang	D23/256
D357,975 S *	5/1995	Wang	D23/238
D358,199 S *	5/1995	Wang	D23/238
D358,453 S *	5/1995	Wang	D23/238
D359,795 S *	6/1995	Wang	D23/238

D363,973 S *	11/1995	Wang	D23/238
D430,997 S *	9/2000	Magnusson	D8/308
D570,958 S *	6/2008	Lee	D23/238

* cited by examiner

Primary Examiner—Robert A. Delehanty

Assistant Examiner—Mark Cavanna

(57) **CLAIM**

The ornamental design for a two-handle faucet, as shown and described.

DESCRIPTION

FIG. 1 is a front perspective view of a two-handle faucet with a spout between the handles showing my new design;

FIG. 2 is a slightly enlarged partial bottom view of the head and neck portion of the spout;

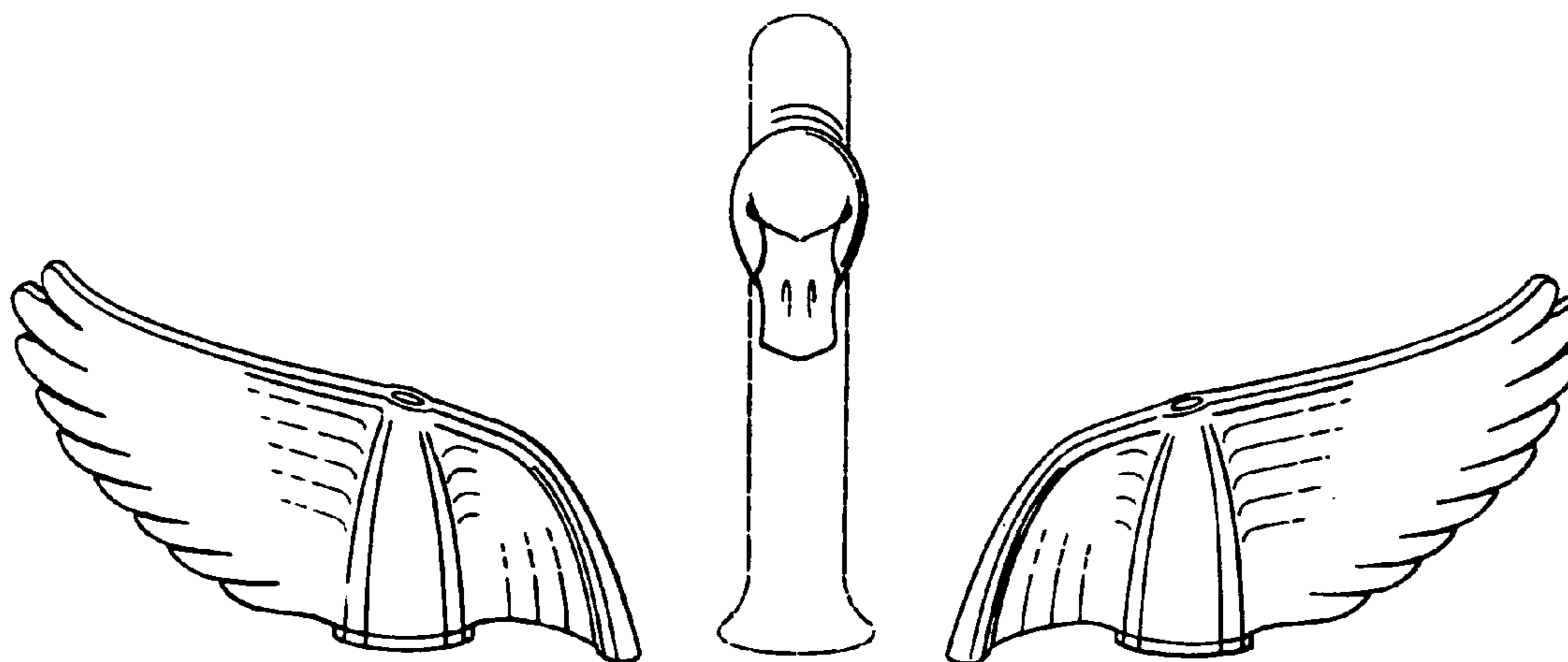
FIG. 3 is a left side view the spout with the right side being a mirror image;

FIG. 4 is a rear view of the right handle, the rear of the left handle being a mirror image of the rear of the right handle; and,

FIG. 5 is a top plan view showing the handles and a base end portion of the spout.

The broken lines showing of the spout body and spout opening are included for the purpose of illustrating portions of the two-handle faucet that forms no part of the claimed design.

1 Claim, 2 Drawing Sheets



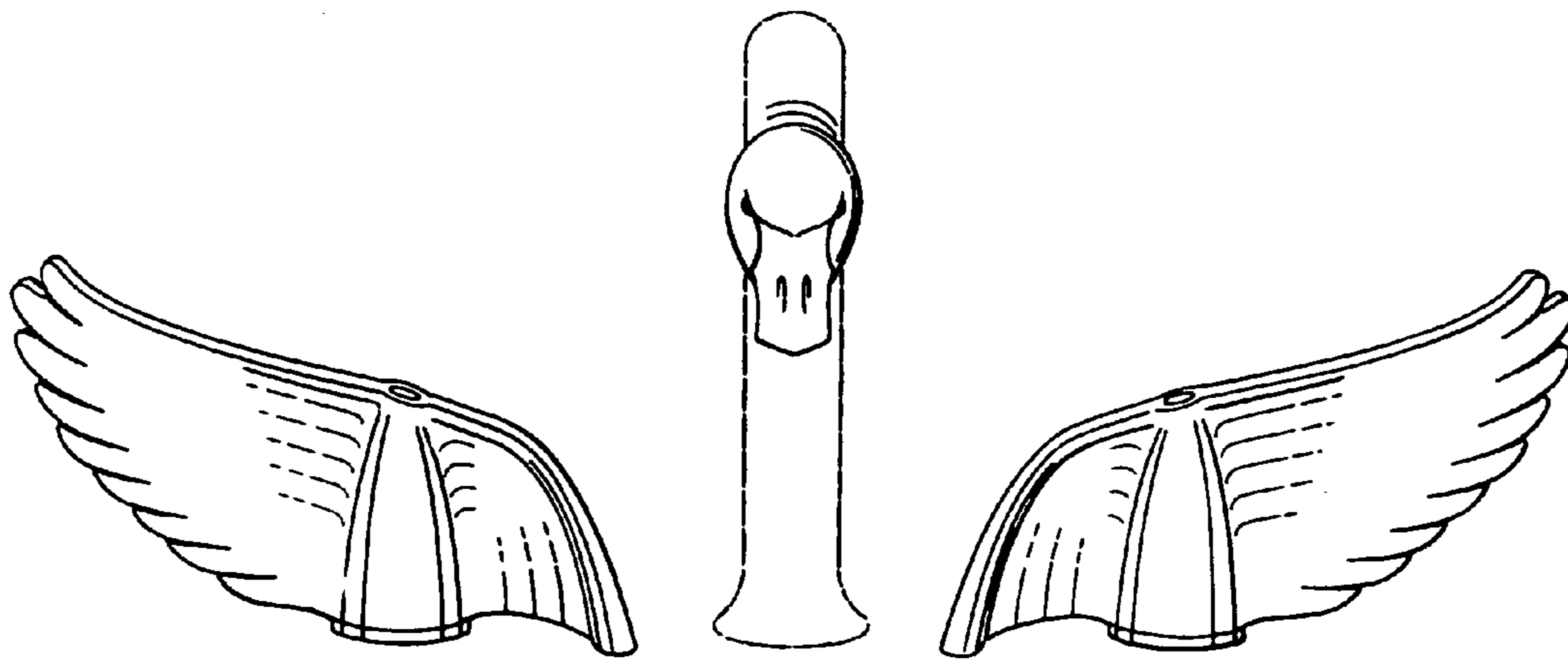


FIG. 1

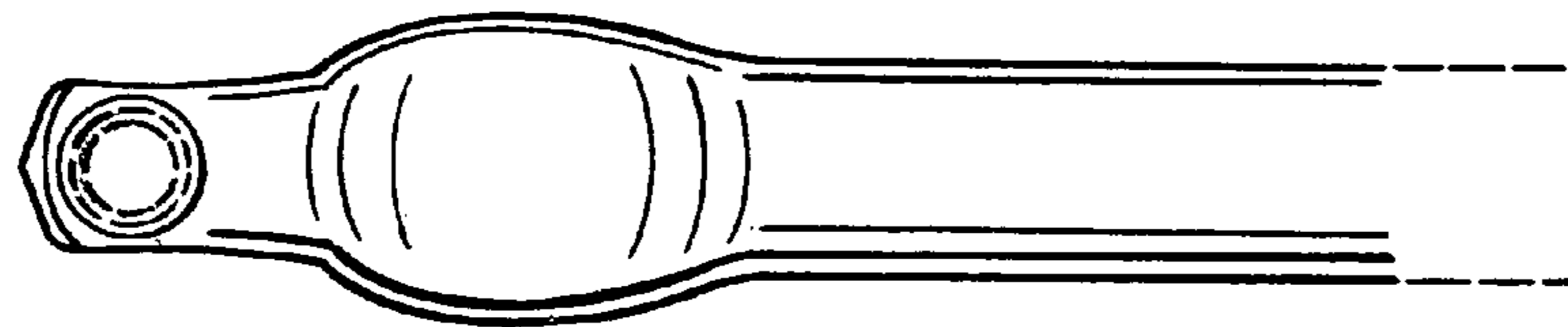


FIG. 2

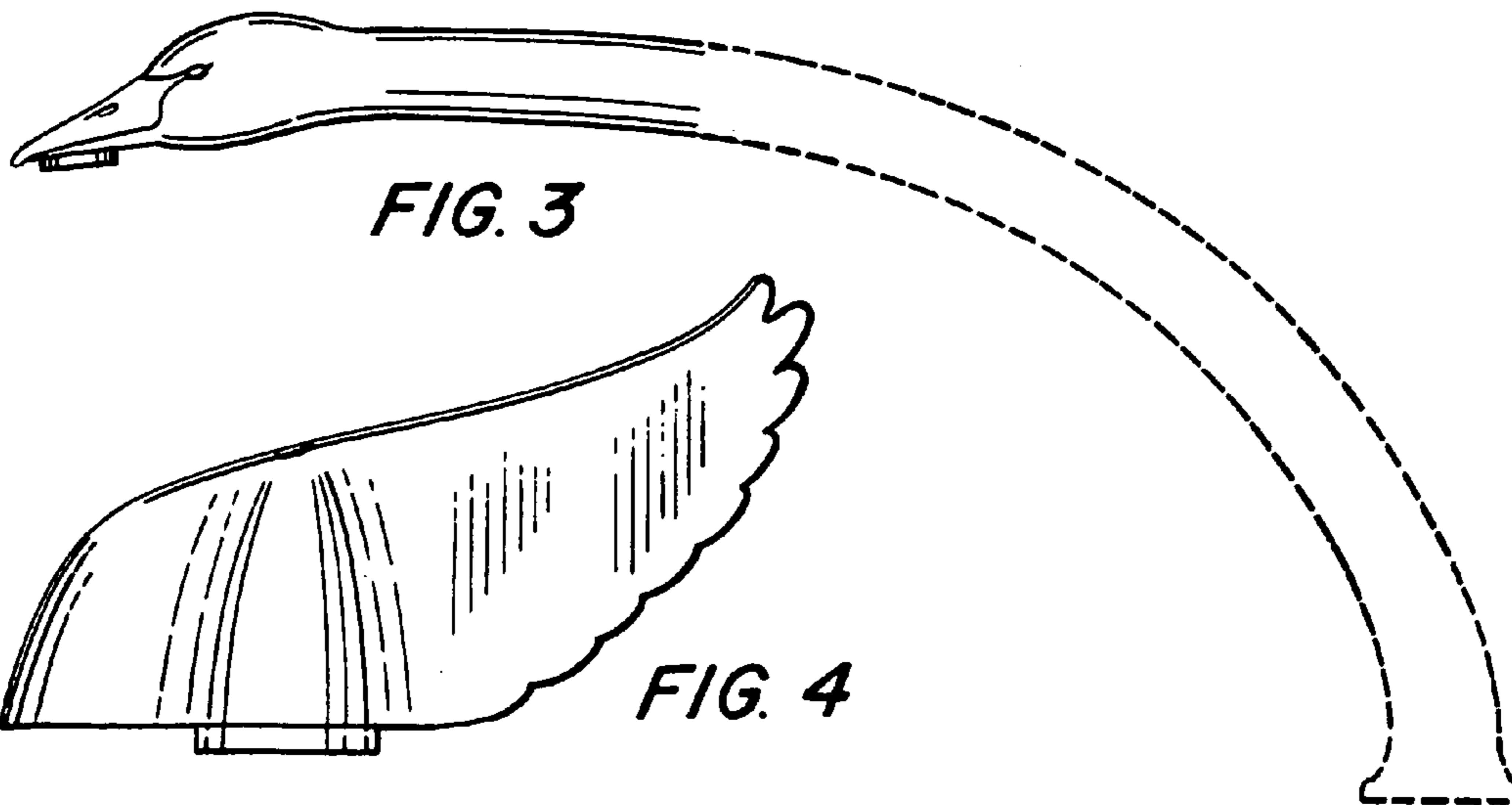


FIG. 3

FIG. 4




FIG. 5