



US00D588226S

(12) **United States Design Patent**
Brown

(10) **Patent No.:** **US D588,226 S**

(45) **Date of Patent:** **** Mar. 10, 2009**

(54) **GOLF BALL MARKER**

(76) **Inventor:** **Gary Brown**, 28806 Stillvalley Dr.,
Farmington Hills, MI (US) 48334

(**) **Term:** **14 Years**

(21) **Appl. No.:** **29/291,218**

(22) **Filed:** **Aug. 20, 2007**

(51) **LOC (9) Cl.** **21-02**

(52) **U.S. Cl.** **D21/794**

(58) **Field of Classification Search** D21/789,
D21/793-794; 473/286, 406

See application file for complete search history.

(56) **References Cited**

U.S. PATENT DOCUMENTS

D257,796	S	*	1/1981	Winbauer	D3/221
5,419,551	A	*	5/1995	Hoyt et al.	473/406
5,569,103	A	*	10/1996	Sihn	473/406
6,077,174	A	*	6/2000	Noritake	473/406
D445,160	S	*	7/2001	Hueber	D21/794
D462,102	S	*	8/2002	Urbik	D21/794
D472,290	S	*	3/2003	Kristoffersen	D21/794
D480,444	S	*	10/2003	Marchessault et al.	D21/794

D488,528	S	*	4/2004	Kennedy	D21/793
D520,588	S	*	5/2006	Morgan	D21/794
D530,767	S	*	10/2006	Davis et al.	D21/794
D540,902	S	*	4/2007	Regalado	D21/794
2005/0026727	A1	*	2/2005	Barouh	473/406

* cited by examiner

Primary Examiner—Mitchell I Siegel

(74) *Attorney, Agent, or Firm*—The Weintraub Group, PLC

(57) **CLAIM**

I claim the ornamental design for a golf ball maker, as shown and described.

DESCRIPTION

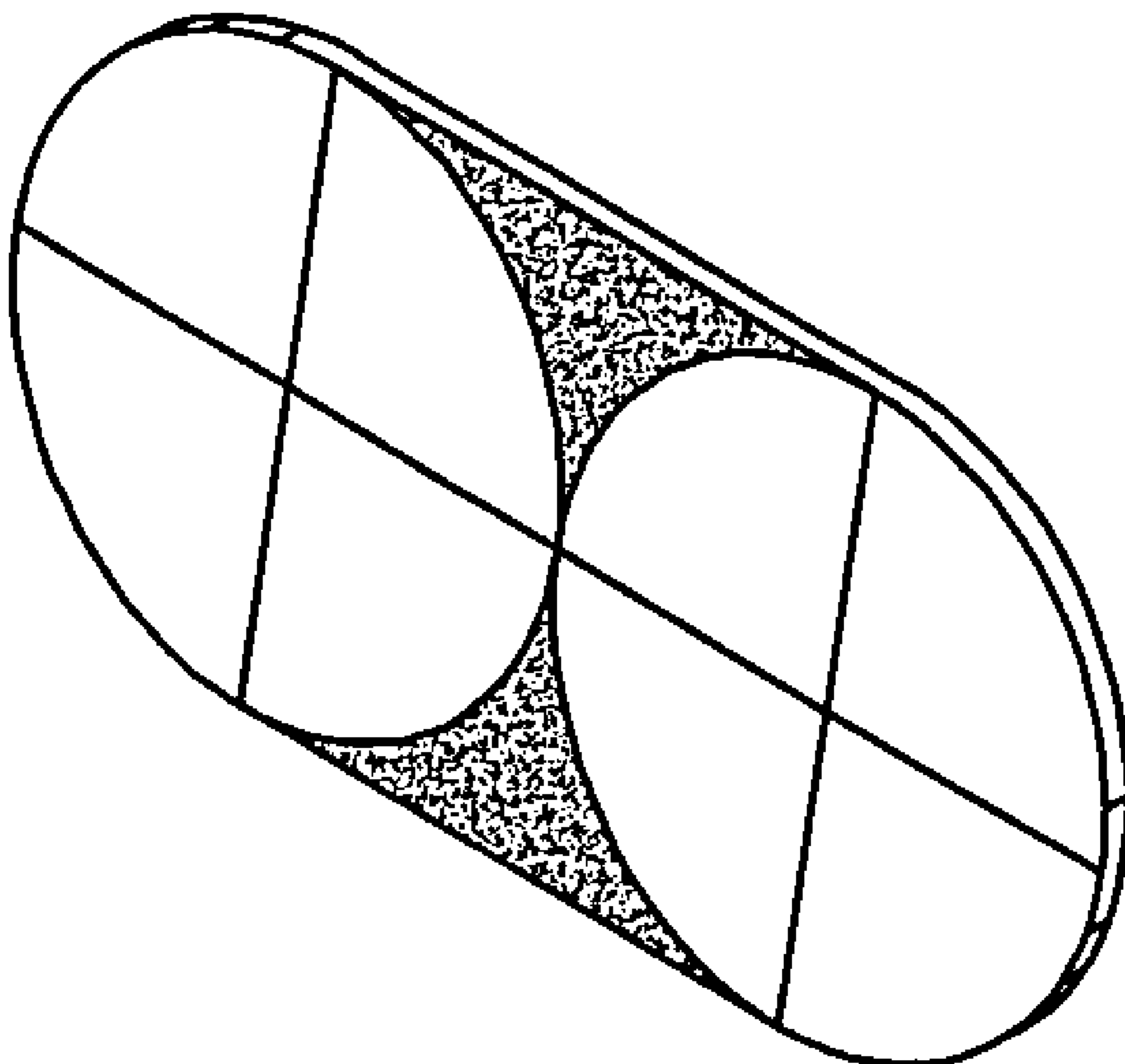
FIG. 1 is a perspective of a golf ball maker showing my new design;

FIG. 2 is a top plan view thereof;

FIG. 3 is a side elevational view thereof, the undisclosed opposite side being identical; and,

FIG. 4 is a front view thereof, the undisclosed opposite side being identical.

1 Claim, 1 Drawing Sheet



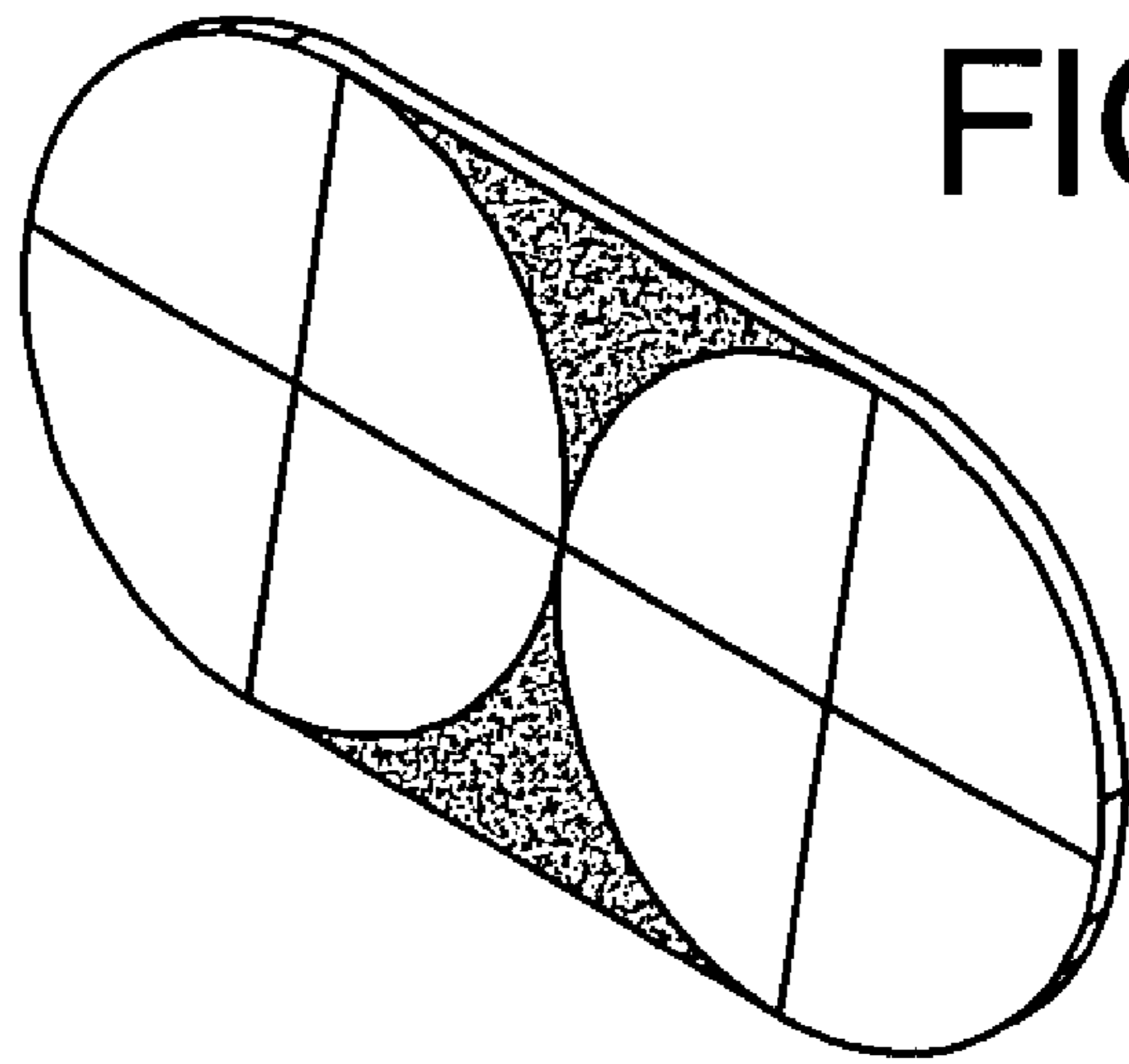


FIG 1

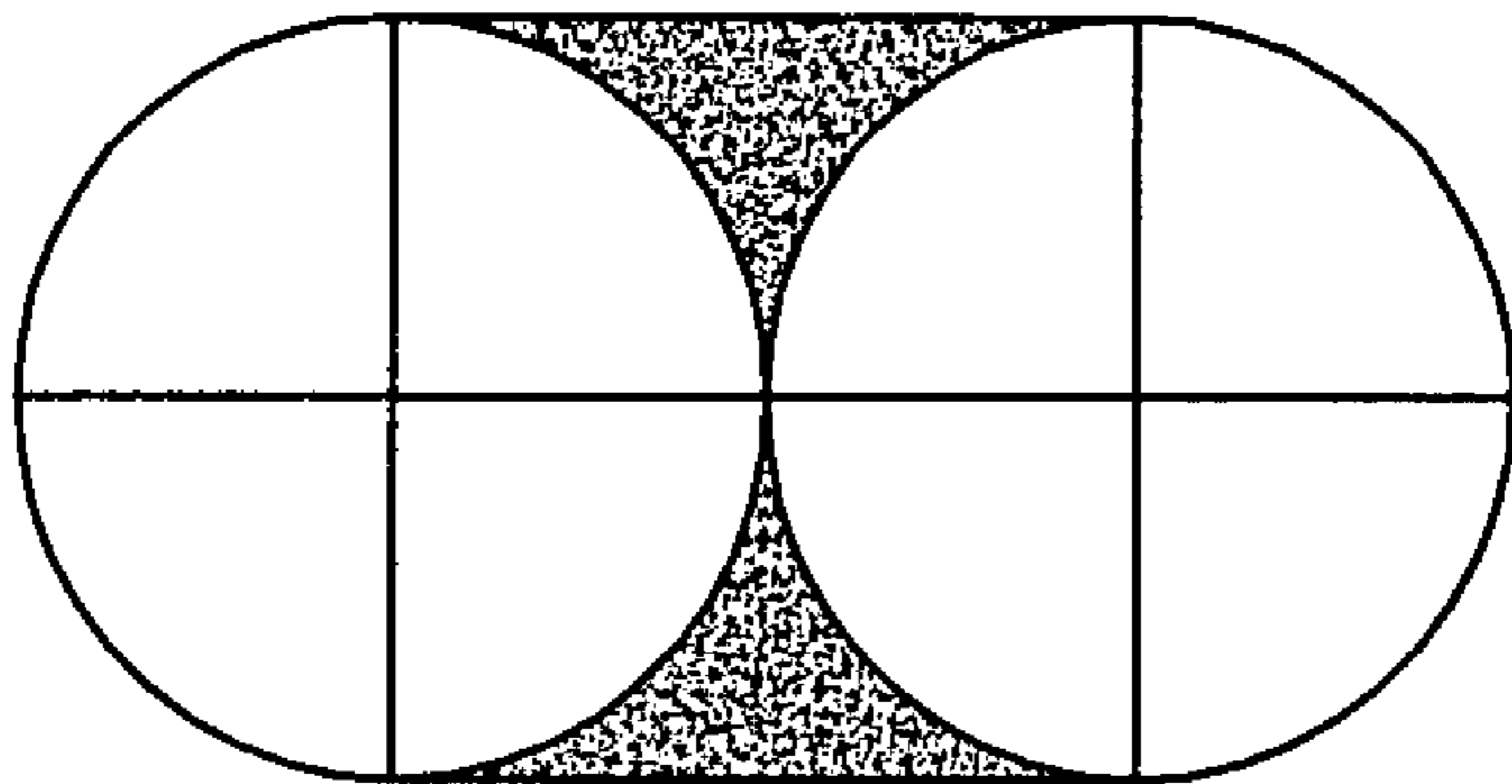


FIG 2

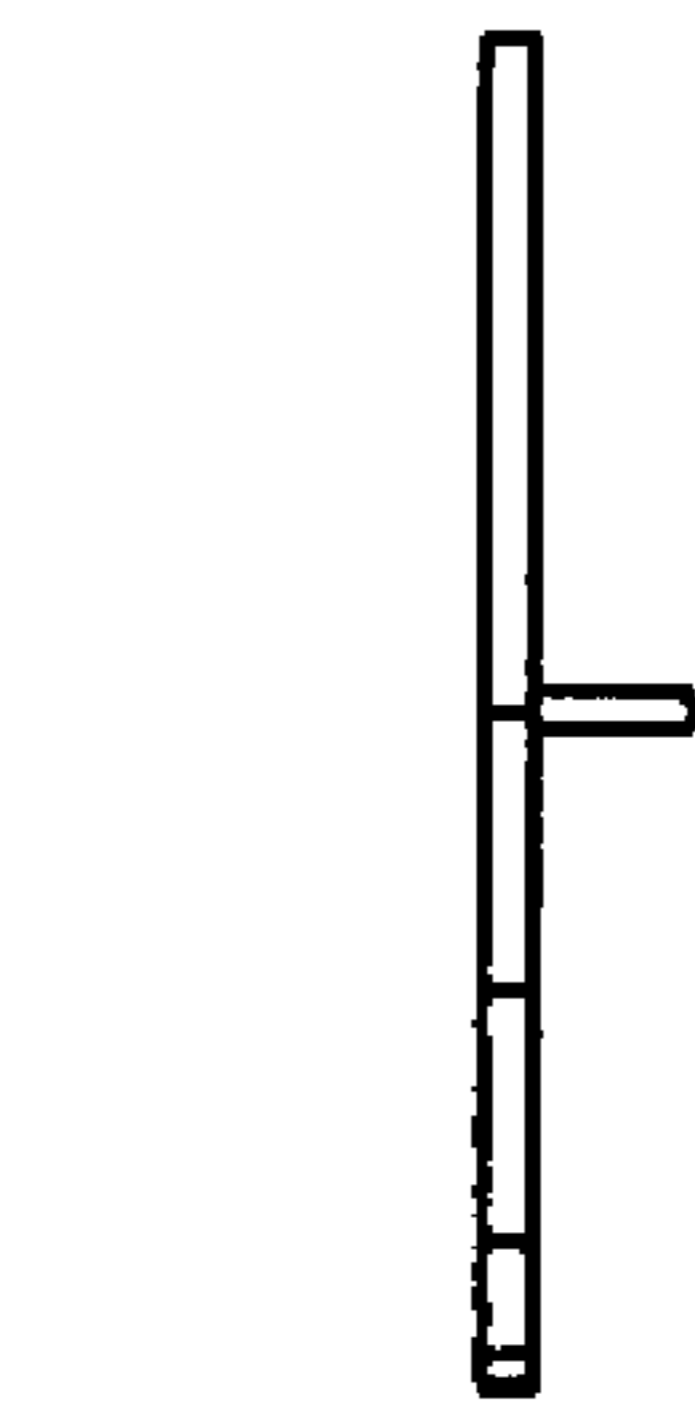


FIG 3



FIG 4