



US00D588218S

(12) **United States Design Patent**
Chen

(10) **Patent No.:** **US D588,218 S**
(45) **Date of Patent:** **** Mar. 10, 2009**

(54) **GOLF CLUB GRIP**

(75) Inventor: **Xiaojian Chen**, Phoenix, AZ (US)

(73) Assignee: **Karsten Manufacturing Corporation**,
Phoenix, AZ (US)

(**) Term: **14 Years**

(21) Appl. No.: **29/284,794**

(22) Filed: **Sep. 14, 2007**

(51) **LOC (9) Cl.** **21-02**

(52) **U.S. Cl.** **D21/756**

(58) **Field of Classification Search** D21/736-746,
D21/756-757, 759; 473/324-331, 340-341,
473/300-303

See application file for complete search history.

(56) **References Cited**

U.S. PATENT DOCUMENTS

D239,401 S *	3/1976	Kindred	D21/741
D254,926 S	5/1980	Solheim		
D281,991 S	12/1985	Solheim		
D287,527 S	12/1986	Solheim		
D290,730 S	7/1987	Solheim		
D315,006 S	2/1991	Solheim		
D333,333 S	2/1993	Solheim		
D345,192 S *	3/1994	Solheim	D21/756
D357,295 S	4/1995	Solheim		
D362,891 S	10/1995	Solheim		
D374,470 S *	10/1996	Steele	D21/745
D391,330 S *	2/1998	Solheim et al.	D21/756
D414,233 S	9/1999	Anderson		
D430,632 S *	9/2000	Guerin et al.	D21/744
D431,851 S	10/2000	Anderson		
D489,781 S *	5/2004	Lane	D21/743
D494,650 S	8/2004	Petersen et al.		
D512,758 S *	12/2005	Tuerschmann et al.	D21/756
D524,390 S *	7/2006	Tuerschmann	D21/756

D534,603 S *	1/2007	Norton et al.	D21/756
D534,604 S *	1/2007	Norton et al.	D21/756
D534,606 S *	1/2007	Norton et al.	D21/756
D545,388 S *	6/2007	Chen	D21/756
D548,808 S *	8/2007	Chen	D21/756
D556,847 S *	12/2007	DeVaney	D21/756
D562,923 S *	2/2008	DeVaney et al.	D21/756

OTHER PUBLICATIONS

Xiaojian Chen, "Golf Putter Grip," U.S. Appl. No. 29/263,748, filed Jul. 28, 2006.

Xiaojian Chen, "Golf Club Grip," U.S. Appl. No. 29/283,455, filed Aug. 15, 2007.

Xiaojian Chen, "Golf Club Grip," U.S. Appl. No. 29/283,456, filed Aug. 15, 2007.

Xiaojian Chen, "Golf Club Grip," U.S. Appl. No. 29/283,966, filed Aug. 28, 2007.

Xiaojian Chen, "Golf Club Grip," U.S. Appl. No. 29/283,967, filed Aug. 28, 2007.

* cited by examiner

Primary Examiner—Mitchell I Siegel

(57) **CLAIM**

The ornamental design for a golf club grip, as shown and described.

DESCRIPTION

FIG. 1 is a front view of a golf club grip;

FIG. 2 is a left side view of the golf club grip of FIG. 1; the right side view being a mirror image thereof;

FIG. 3 is a rear view of the golf club grip of FIG. 1;

FIG. 4 is a top view of the golf club grip of FIG. 1; and,

FIG. 5 is a bottom view of the golf club grip of FIG. 1.

The broken lines shown in the above figure(s) are for illustrative purposes only and form no part of the claimed design.

1 Claim, 2 Drawing Sheets






Fig. 1

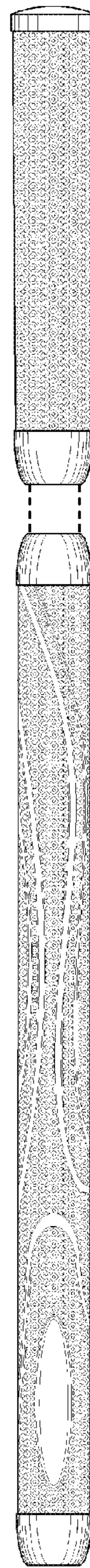


Fig. 2

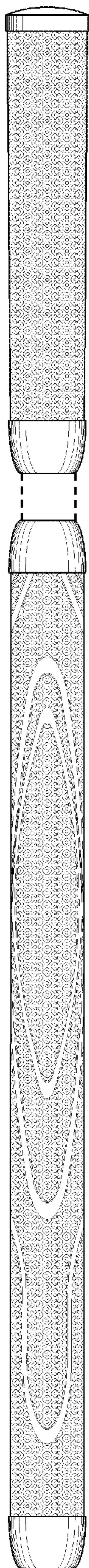


Fig. 3



Fig. 4

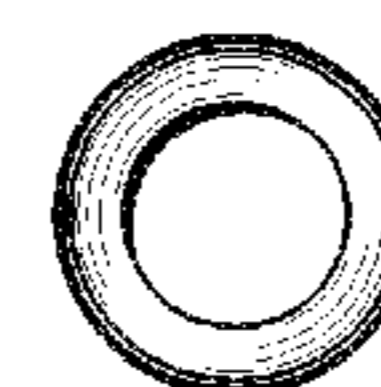


Fig. 5