



US00D588217S

(12) **United States Design Patent**
Jertson et al.

(10) **Patent No.:** **US D588,217 S**
(45) **Date of Patent:** **** *Mar. 10, 2009**

(54) **GOLF CLUB HEAD**

D513,424 S 1/2006 Erickson et al.

(Continued)

(75) Inventors: **Marty R. Jertson**, Cave Creek, AZ
(US); **Xiaojian Chen**, Phoenix, AZ (US)

(73) Assignee: **Karsten Manufacturing Corporation**,
Phoenix, AZ (US)

(*) Notice: This patent is subject to a terminal dis-
claimer.

(**) Term: **14 Years**

(21) Appl. No.: **29/303,340**

(22) Filed: **Feb. 7, 2008**

(51) **LOC (9) Cl.** **21-02**

(52) **U.S. Cl.** **D21/752**

(58) **Field of Classification Search** D21/733,
D21/752, 759; 473/324-331, 343-346
See application file for complete search history.

(56) **References Cited**

U.S. PATENT DOCUMENTS

D344,998 S *	3/1994	Greene	D21/752
D352,983 S *	11/1994	Williams, Jr.	D21/752
D366,080 S *	1/1996	Chou et al.	D21/752
D367,094 S *	2/1996	Williams, Jr.	D21/752
D383,818 S	9/1997	Williams, Jr.		
D410,057 S *	5/1999	Ortiz	D21/752
5,997,415 A	12/1999	Wood		
D418,888 S	1/2000	Williams, Jr.		
6,033,318 A	3/2000	Drajan, Jr. et al.		
D446,563 S	8/2001	Besnard et al.		
6,332,848 B1	12/2001	Long et al.		
6,475,102 B2	11/2002	Helmstetter et al.		
6,530,848 B2	3/2003	Gillig		
D472,950 S	4/2003	Burnett et al.		
D481,773 S	11/2003	Aguinaldo et al.		
6,773,360 B2	8/2004	Willett et al.		
6,890,270 B2	5/2005	Ciasullo		

OTHER PUBLICATIONS

Anthony Serrano, et al., "Golf Club Heads With One or More Indented Inserts & Methods to Manufacture Golf Club Heads," U.S. Appl. No. 11/960,532, filed Dec. 19, 2007.

Anthony D. Serrano, et al., "Golf Club Head," U.S. Appl. No. 29/299,127, filed Dec. 19, 2007.

Anthony D. Serrano, et al., "Golf Club Head," U.S. Appl. No. 29/299,130, filed Dec. 19, 2007.

Marty R. Jerston, et al., "Golf Club Head," U.S. Appl. No. 29/303,338, filed Feb. 7, 2008.

Marty R. Jertson, et al., "Golf Club Head," U.S. Appl. No. 29/303,342, filed Feb. 7, 2008.

Primary Examiner—Mitchell I Siegel

(57) **CLAIM**

The ornamental design for a golf club head, as shown and described.

DESCRIPTION

FIG. 1 is a top perspective view of an example golf club head; FIG. 2 is a bottom perspective view of the golf club head of FIG. 1;

FIG. 3 is a front elevational view of the golf club head of FIG. 1;

FIG. 4 is a rear elevational view of the golf club head of FIG. 1;

FIG. 5 is a top view of the golf club head of FIG. 1;

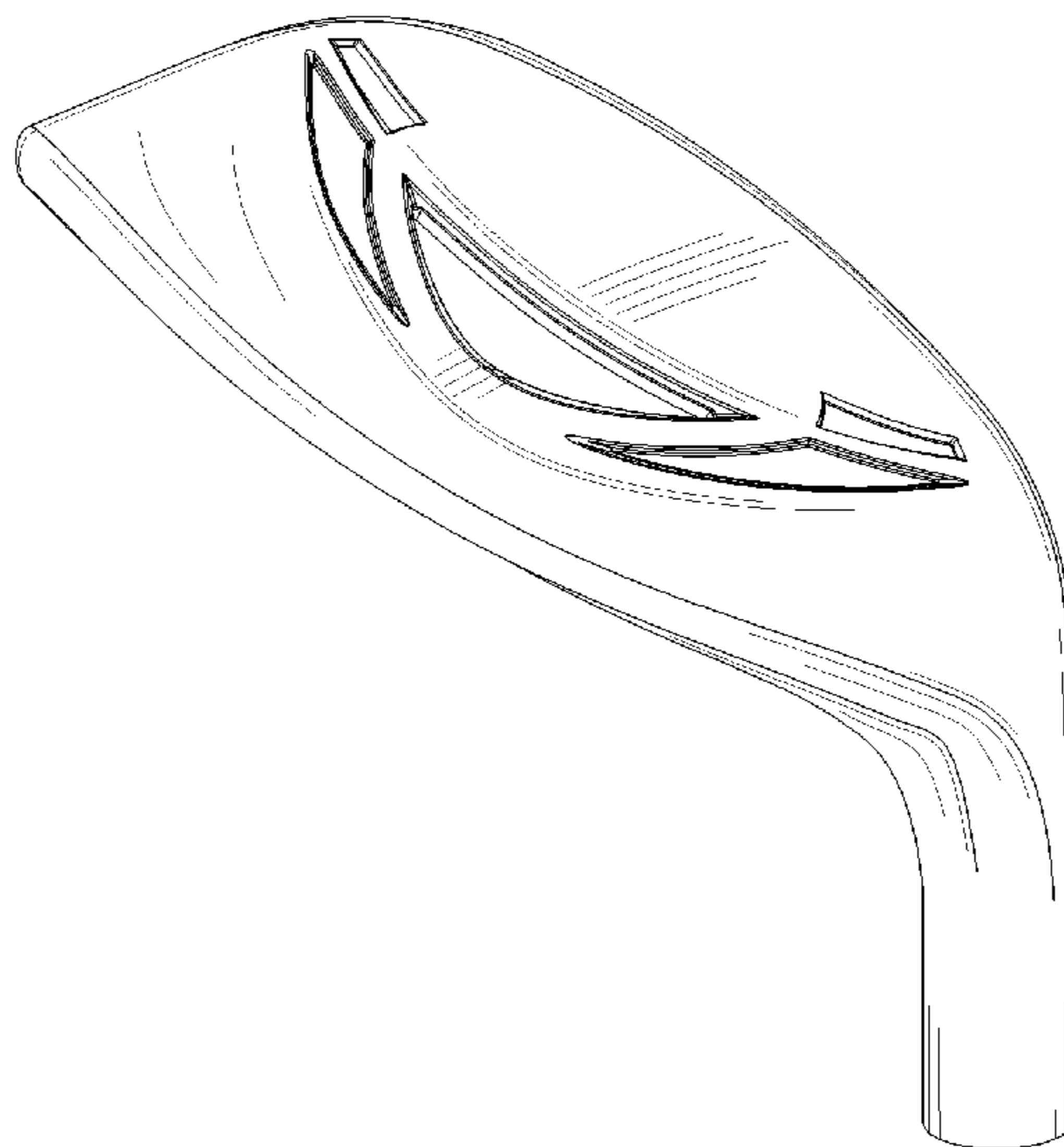
FIG. 6 is a bottom view of the golf club head of FIG. 1;

FIG. 7 is a heel end view of the golf club head of FIG. 1; and,

FIG. 8 is a toe end view of the golf club head of FIG. 1.

The broken lines shown in FIGS. 1, 3, 5, 7, and 8 are for illustrative purposes only and form no part of the claimed design.

1 Claim, 4 Drawing Sheets



US D588,217 S

Page 2

U.S. PATENT DOCUMENTS

D514,184 S	1/2006	Kawami	D554,214 S	10/2007	Chen et al.	
D521,093 S	5/2006	Jorgensen et al.	D557,363 S *	12/2007	Jertson et al.	D21/752
D523,103 S	6/2006	Hocknell et al.	D558,288 S *	12/2007	Jertson et al.	D21/752
D526,374 S	8/2006	Kawami	2004/0192468 A1	9/2004	Onoda et al.	
7,083,525 B2	8/2006	Pond et al.	2004/0242343 A1	12/2004	Chao et al.	
7,101,289 B2	9/2006	Gibbs et al.	2005/0009627 A1	1/2005	Willett et al.	
D534,229 S	12/2006	Barez et al.	2005/0181884 A1	8/2005	Beach et al.	
D537,139 S	2/2007	Breier et al.	2006/0240909 A1	10/2006	Breier et al.	
D537,895 S *	3/2007	Breier et al.	2007/0004536 A1	1/2007	Gibbs et al.	
D538,370 S	3/2007	Breier et al.	2007/0054751 A1	3/2007	Breier et al.	
D545,931 S	7/2007	Barez et al.	2007/0105649 A1	5/2007	Beach et al.	

* cited by examiner

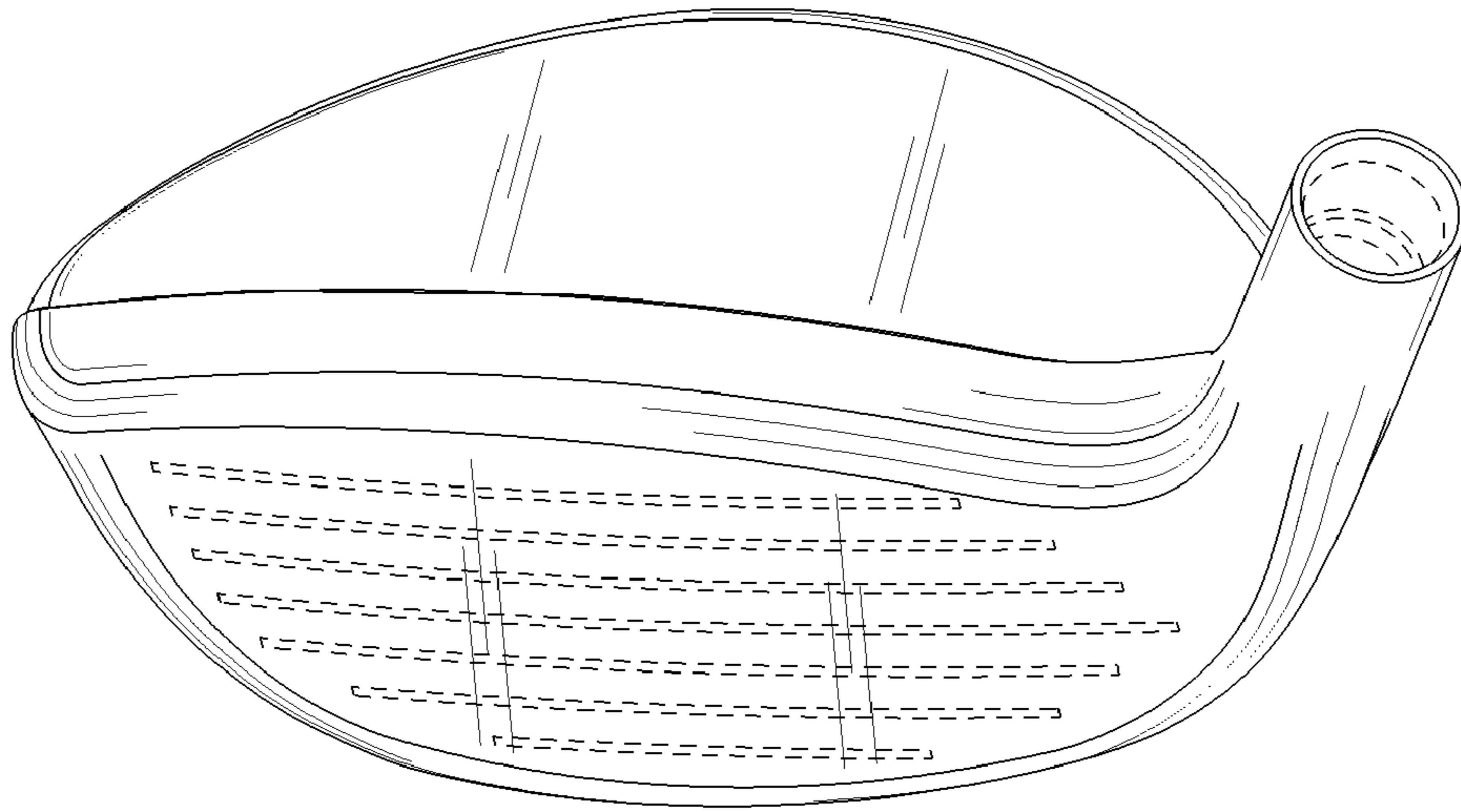


FIG. 1

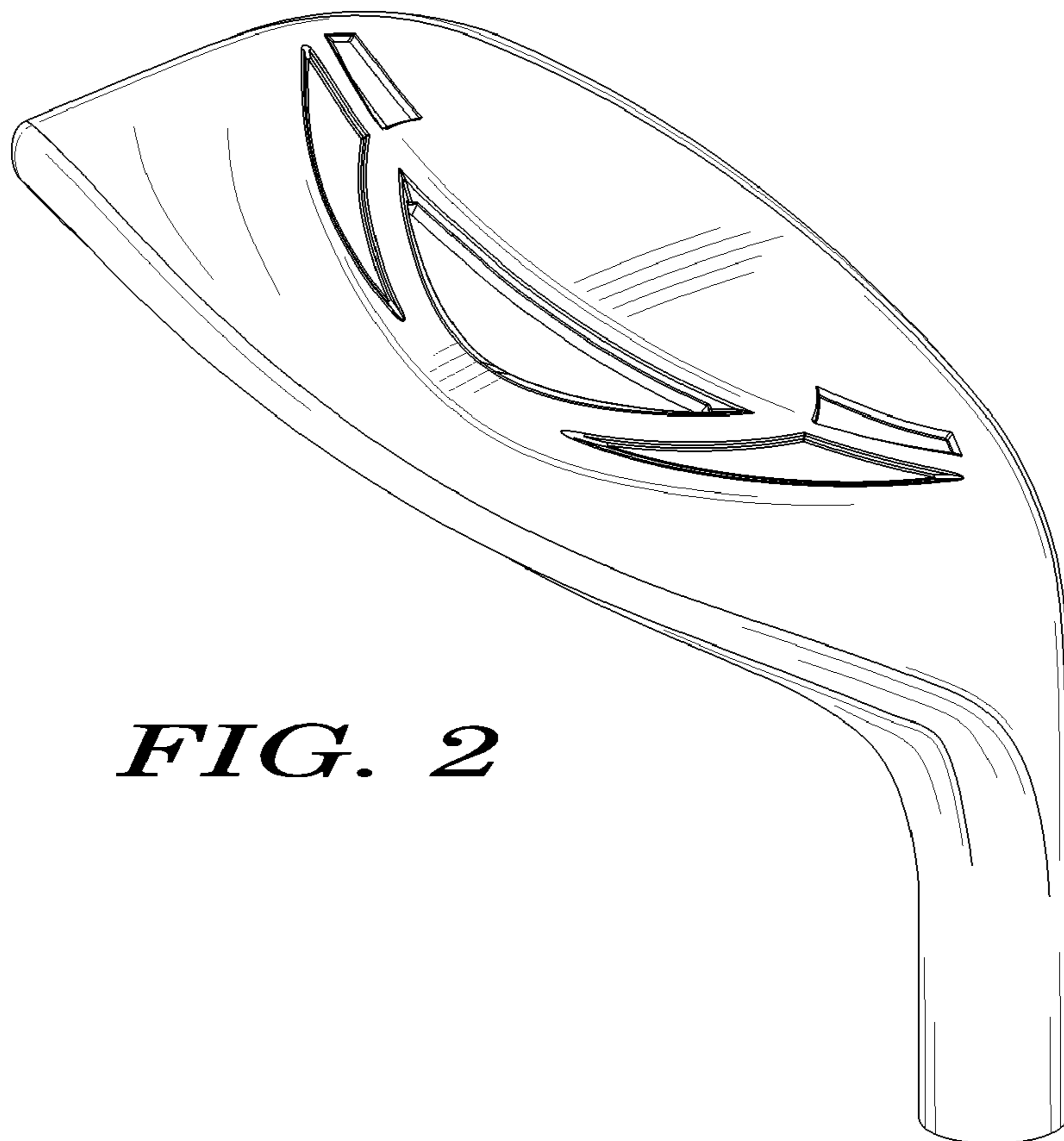


FIG. 2

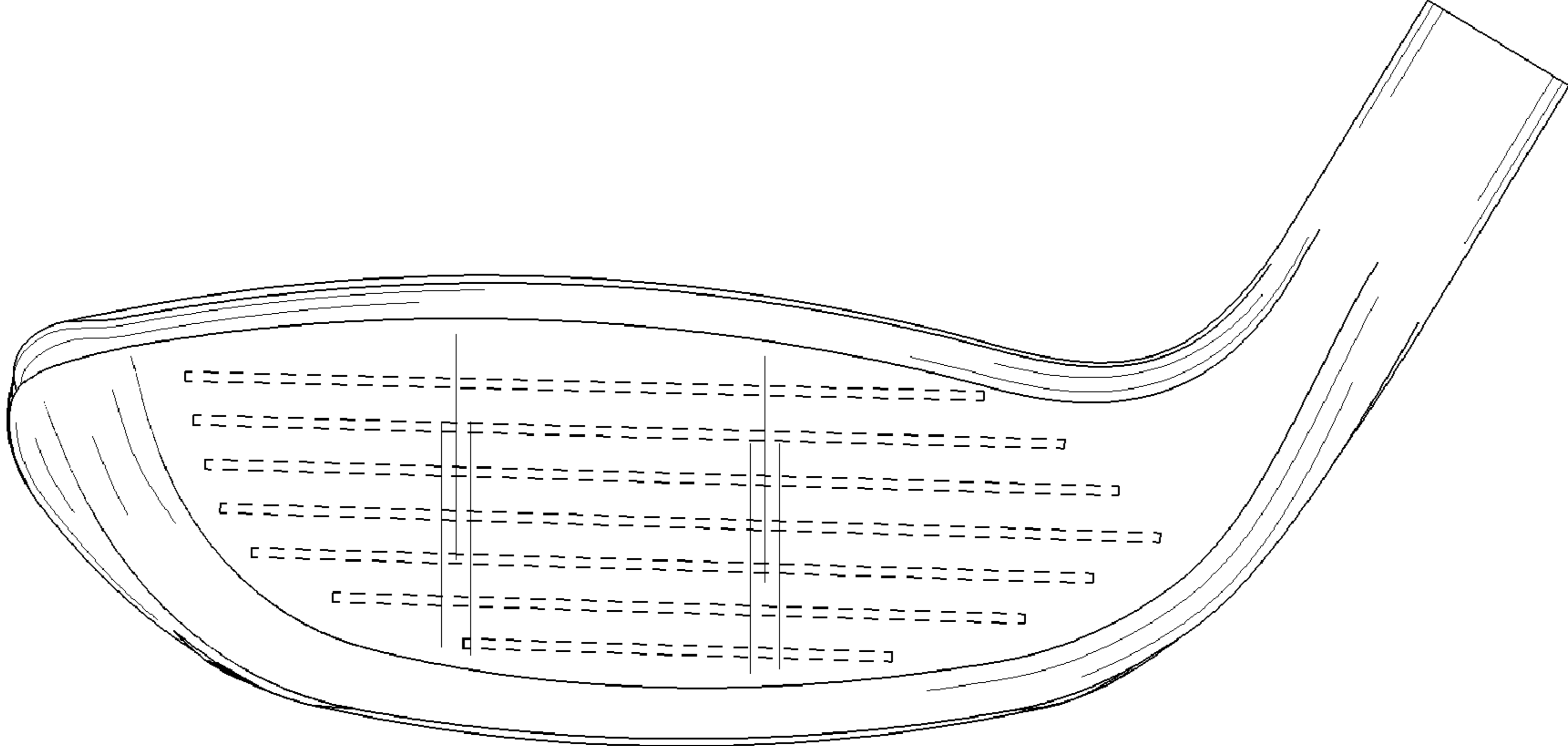


FIG. 3

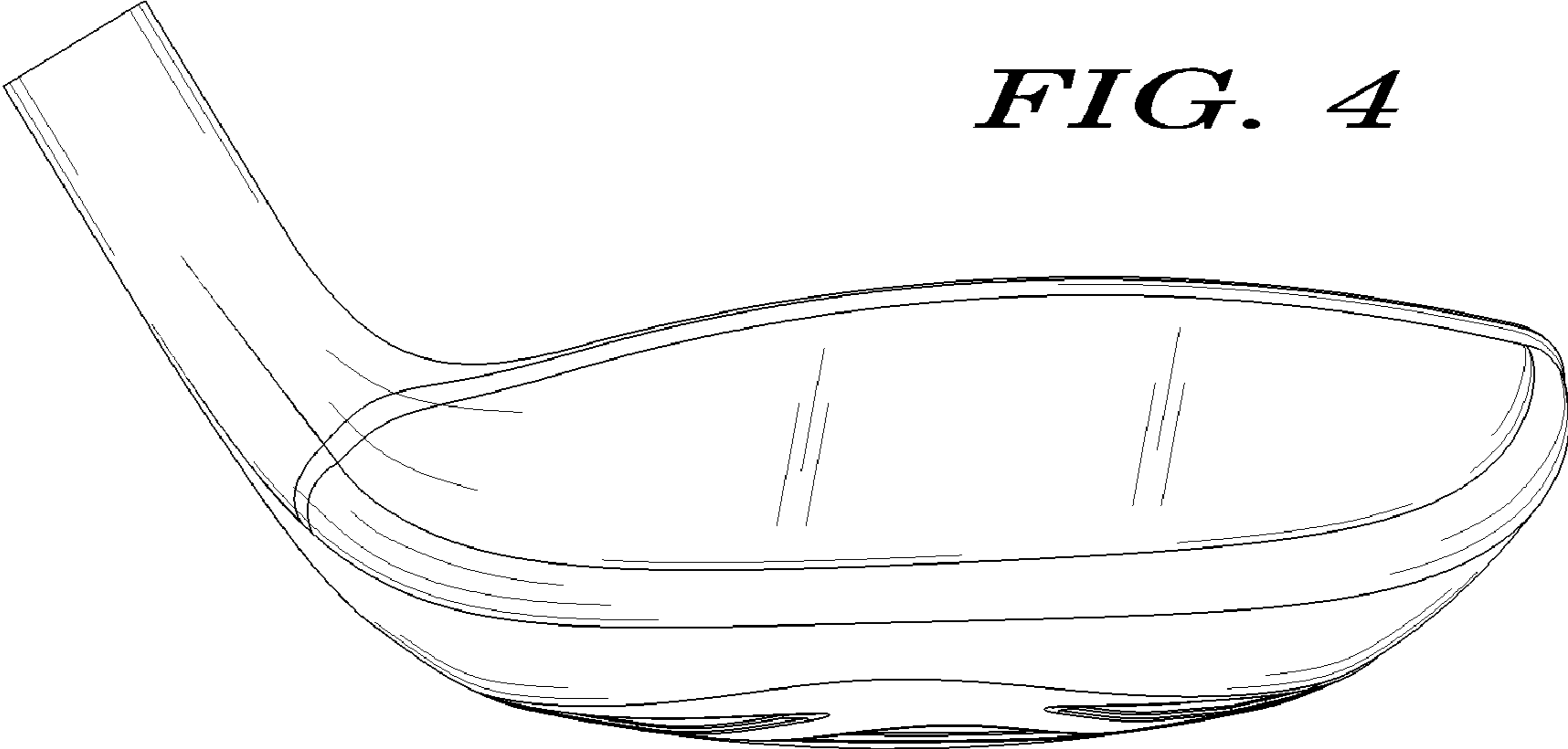


FIG. 4

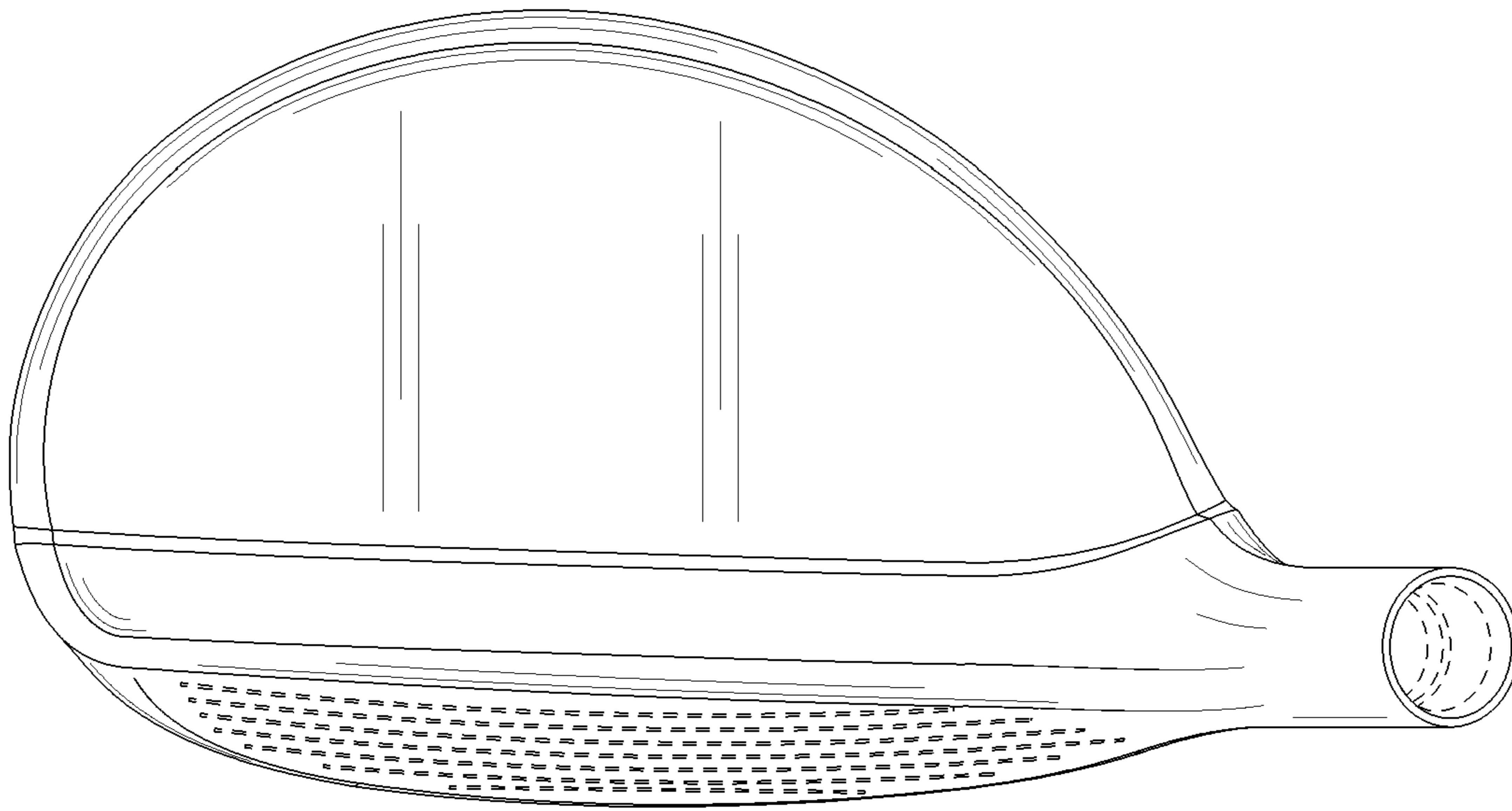



FIG. 5

FIG. 6



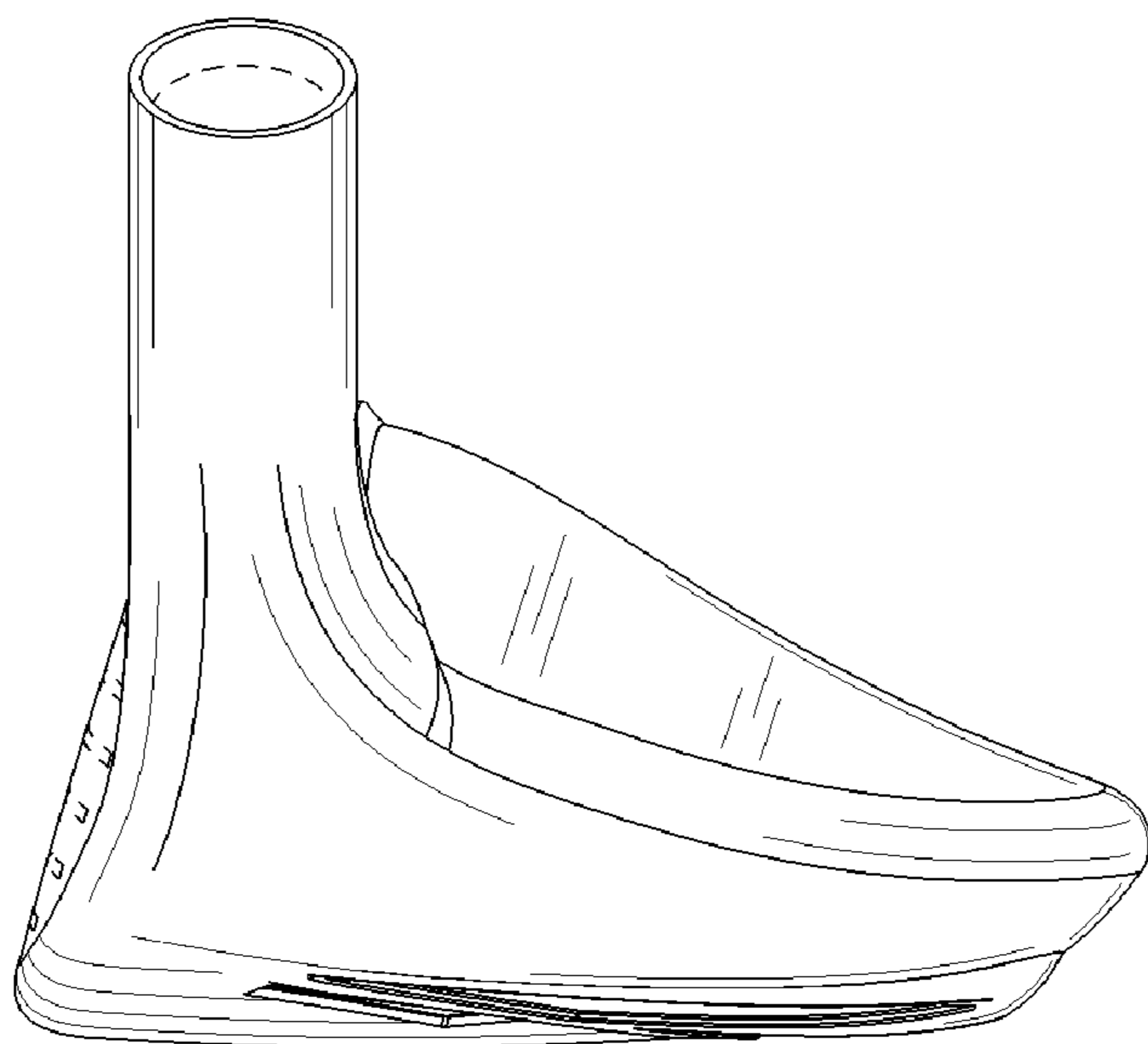


FIG. 7




FIG. 8