



US00D588195S

(12) **United States Design Patent**  
**Booker**

(10) **Patent No.:** **US D588,195 S**

(45) **Date of Patent:** **\*\* Mar. 10, 2009**

(54) **PEN**  
(76) **Inventor:** **Paul Steven Booker**, 1243 Breckenridge  
Way, Portage, MI (US) 49002

(\*\*) **Term:** **14 Years**

(21) **Appl. No.:** **29/283,733**

(22) **Filed:** **Aug. 22, 2007**

(51) **LOC (9) Cl.** ..... **19-06**

(52) **U.S. Cl.** ..... **D19/51**

(58) **Field of Classification Search** ..... D19/35,  
D19/36, 41-51, 53-57; 24/11 F, 11 P, 11 R;  
401/52, 99, 100, 104-109, 192, 195, 196  
See application file for complete search history.

(56) **References Cited**

**U.S. PATENT DOCUMENTS**

4,529,328	A	*	7/1985	Wacha et al.	.....	401/117
D280,421	S	*	9/1985	Giugiaro	.....	D19/49
D289,304	S	*	4/1987	Giugiaro	.....	D19/48
D377,195	S	*	1/1997	Takahashi	.....	D19/51
D402,690	S	*	12/1998	Hazzard	.....	D19/51
5,913,629	A	*	6/1999	Hazzard	.....	401/33

6,050,735	A	*	4/2000	Hazzard	.....	401/33
D424,112	S	*	5/2000	Hazzard	.....	D19/54
D433,704	S	*	11/2000	Kouda	.....	D19/49
D436,375	S	*	1/2001	Rosenbaum	.....	D19/51
D529,089	S	*	9/2006	Bhavnani	.....	D19/36
D561,832	S	*	2/2008	Bhavnani	.....	D19/51

\* cited by examiner

*Primary Examiner*—Elizabeth A Albert

(57) **CLAIM**

The ornamental design for the pen, as shown.

**DESCRIPTION**

FIG. 1 is a perspective view of the pen, showing my new design

FIG. 2 is a bottom plan view of the pen;

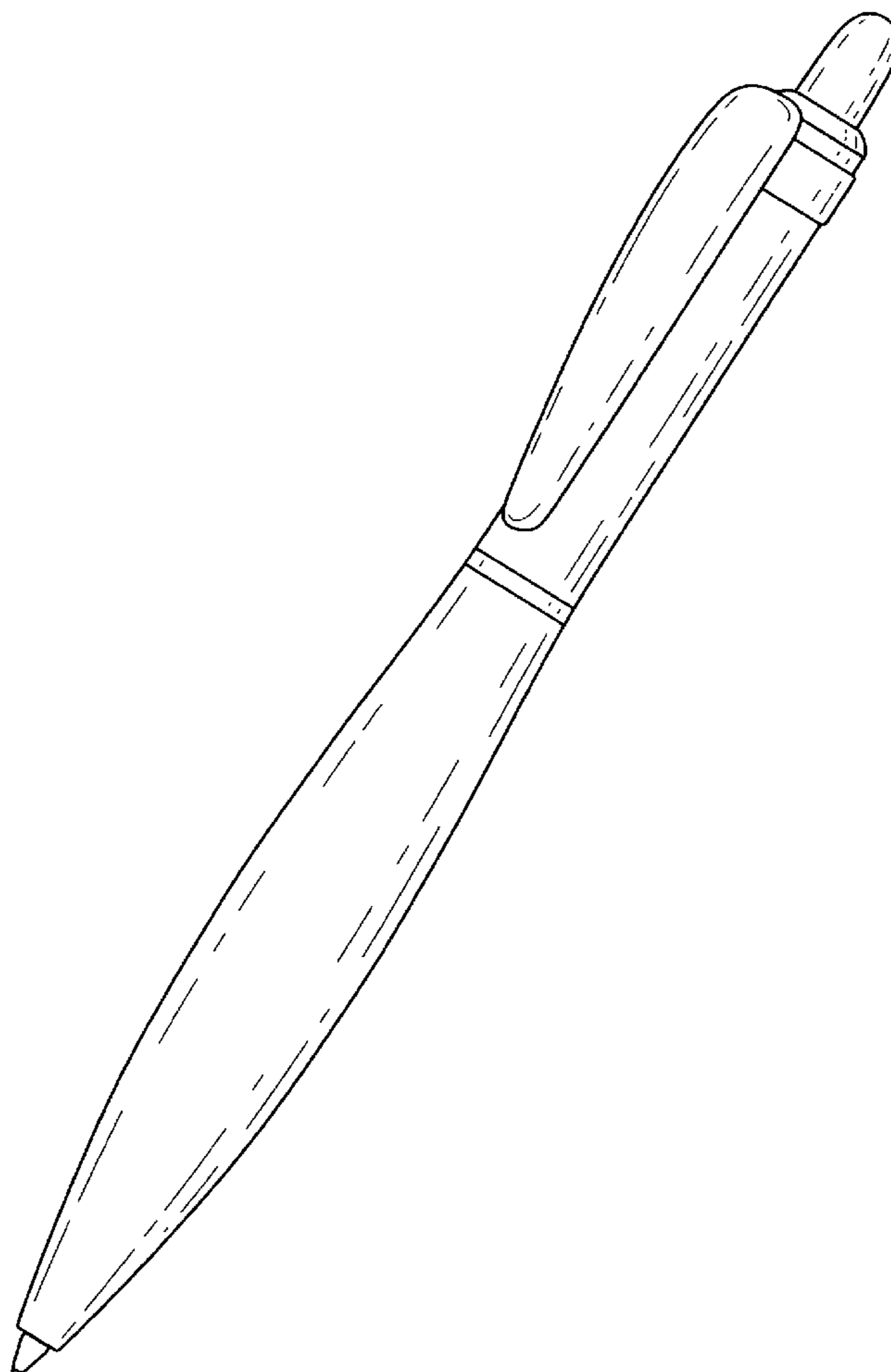
FIG. 3 is a right side elevational view of the pen;

FIG. 4 is a left side elevational view of the pen;

FIG. 5 is a front elevational view of the pen; and,

FIG. 6 is a rear elevational view of the pen.

**1 Claim, 6 Drawing Sheets**



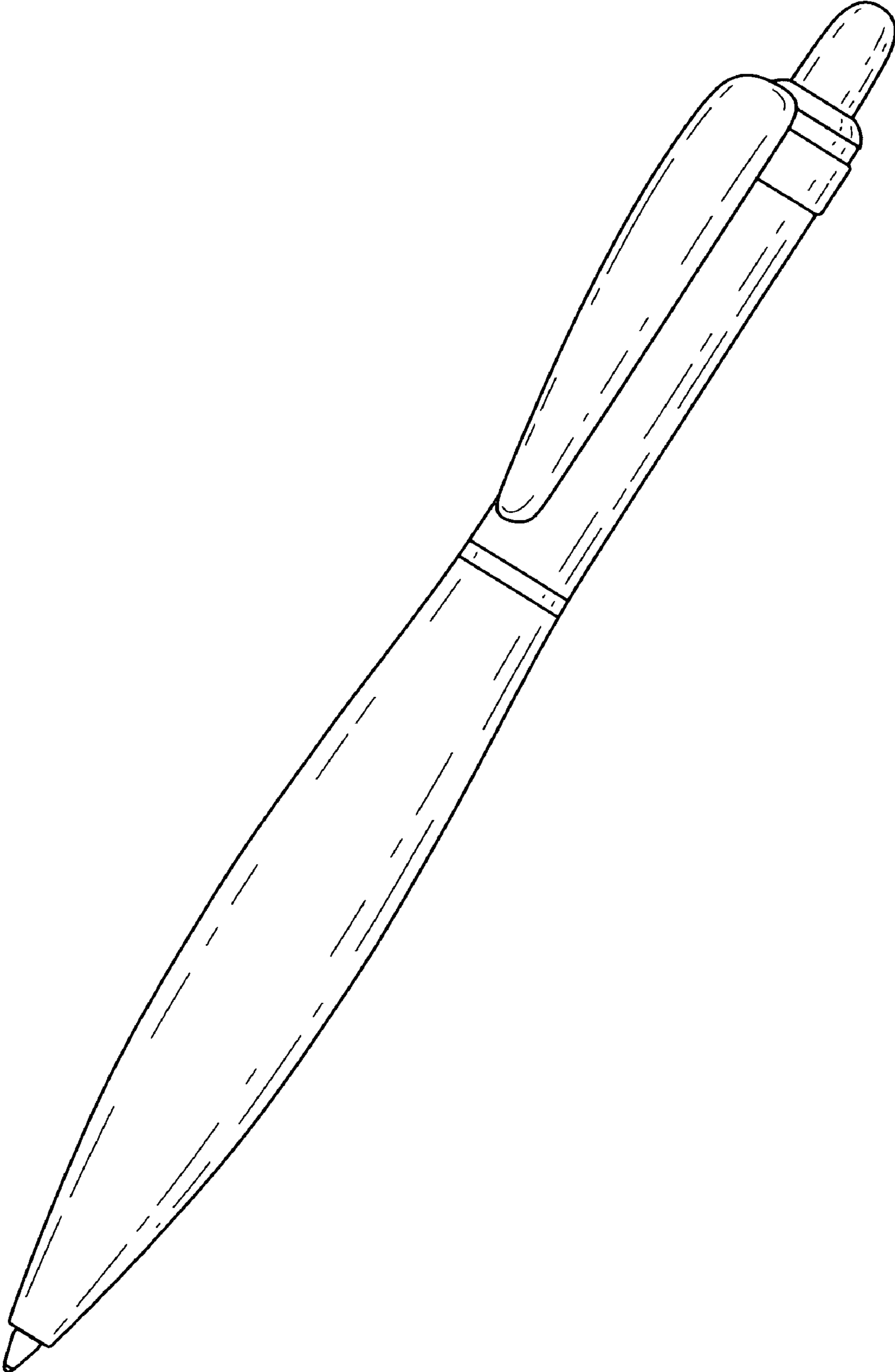


FIG. 1




FIG. 2

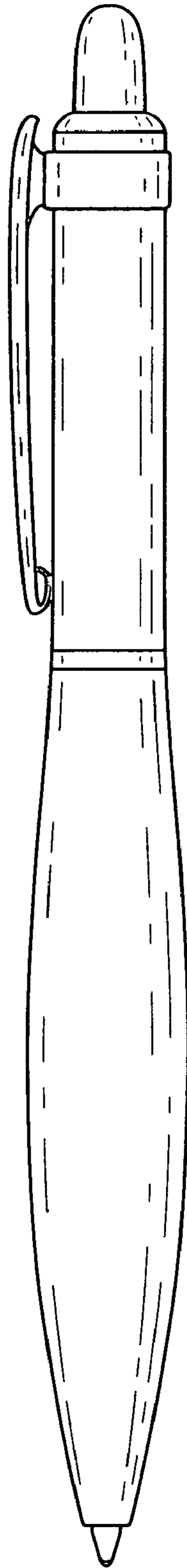


FIG. 3

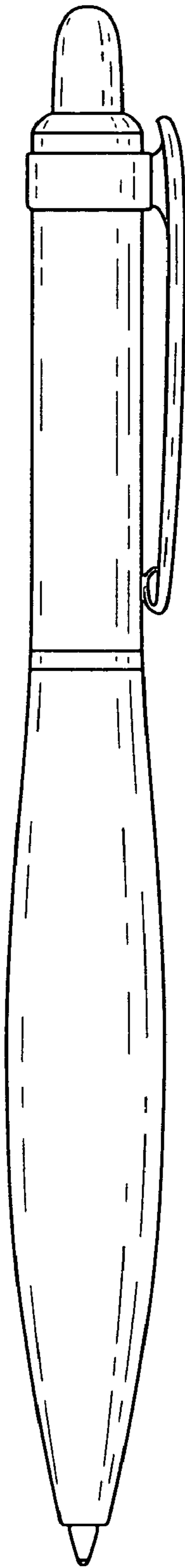


FIG. 4

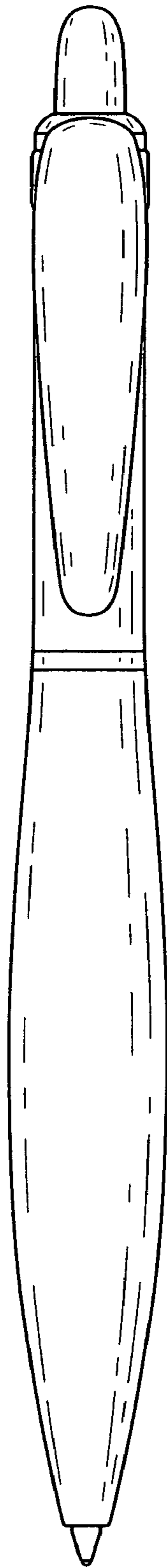


FIG. 5

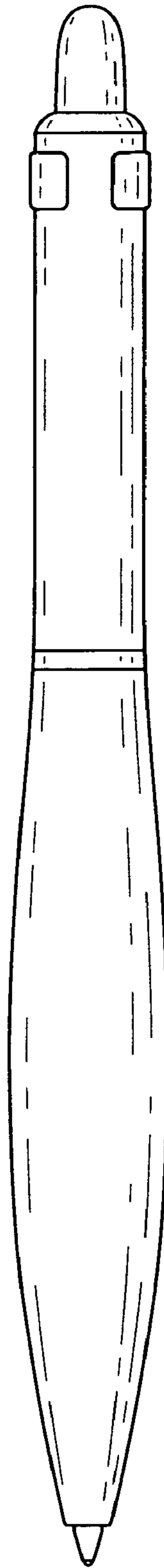


FIG. 6