



US00D588194S

(12) **United States Design Patent**
Booker

(10) **Patent No.:** **US D588,194 S**

(45) **Date of Patent:** **** Mar. 10, 2009**

(54) **PEN**

(76) **Inventor:** **Paul Steven Booker**, 1243 Breckenridge Way, Portage, MI (US) 49002

(**) **Term:** **14 Years**

(21) **Appl. No.:** **29/283,942**

(22) **Filed:** **Aug. 28, 2007**

(51) **LOC (9) Cl.** **19-06**

(52) **U.S. Cl.** **D19/50**

(58) **Field of Classification Search** D19/35,
D19/36, 41-51, 53-57; 24/11 F, 11 P, 11 R;
401/52, 99, 100, 104-109, 192, 195, 196
See application file for complete search history.

(56) **References Cited**

U.S. PATENT DOCUMENTS

D418,541 S *	1/2000	Mayer	D19/50
D441,018 S *	4/2001	Droege	D19/51
D455,174 S *	4/2002	Traut et al.	D19/43
D491,605 S *	6/2004	Hoffmann et al.	D19/51
D494,219 S *	8/2004	Arita	D19/51
D496,688 S *	9/2004	Nishida	D19/51
D498,494 S *	11/2004	Conklin et al.	D19/51

D549,778 S *	8/2007	Kent et al.	D19/51
D559,318 S *	1/2008	Qiu et al.	D19/51
D562,388 S *	2/2008	Qiu et al.	D19/47
D562,392 S *	2/2008	Qiu et al.	D19/50
D562,394 S *	2/2008	Qiu et al.	D19/51
D562,397 S *	2/2008	Qiu et al.	D19/51
D565,102 S *	3/2008	Anand	D19/50

* cited by examiner

Primary Examiner—Elizabeth A Albert

(57) **CLAIM**

The ornamental design for the pen, as shown.

DESCRIPTION

FIG. 1 Is a perspective view of the pen showing my new design

FIG. 2 is a top plan view of the pen

FIG. 3 is a bottom plan view of the pen

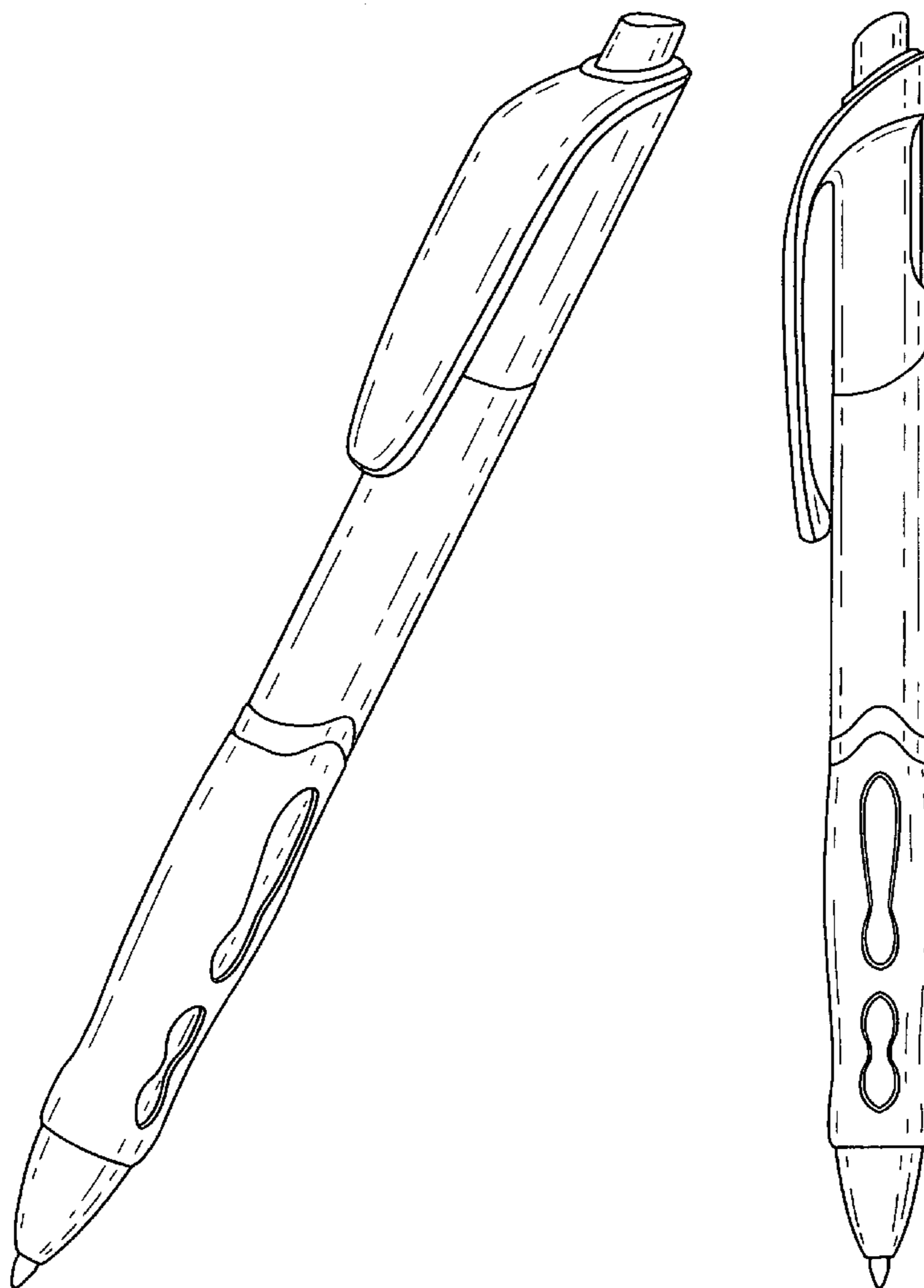
FIG. 4 is a right side elevational view of the pen

FIG. 5 is a left side elevational view of the pen

FIG. 6 is a front elevational view of the pen; and,

FIG. 7 is a rear elevational view of the pen.

1 Claim, 6 Drawing Sheets



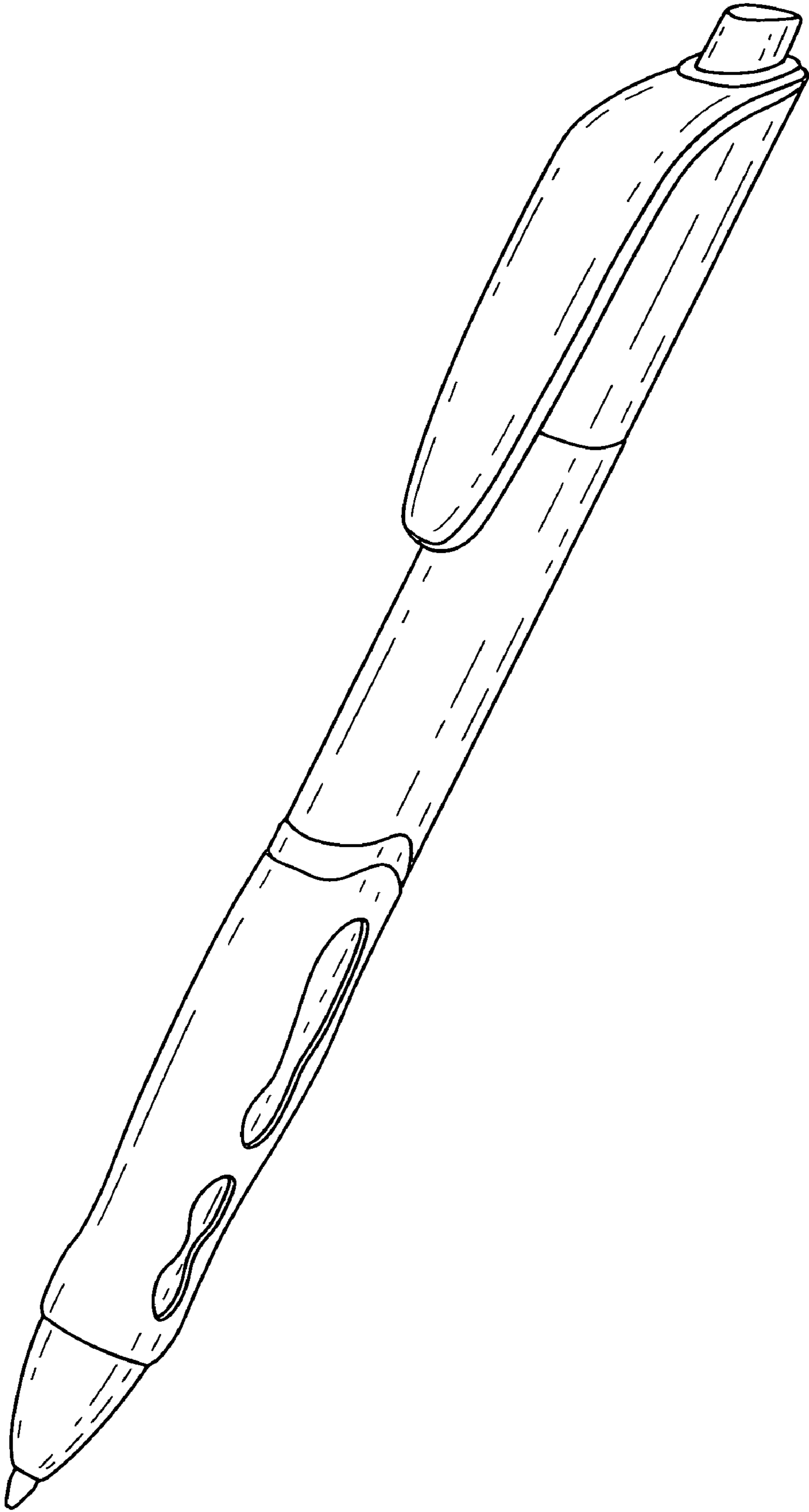


FIG. 1

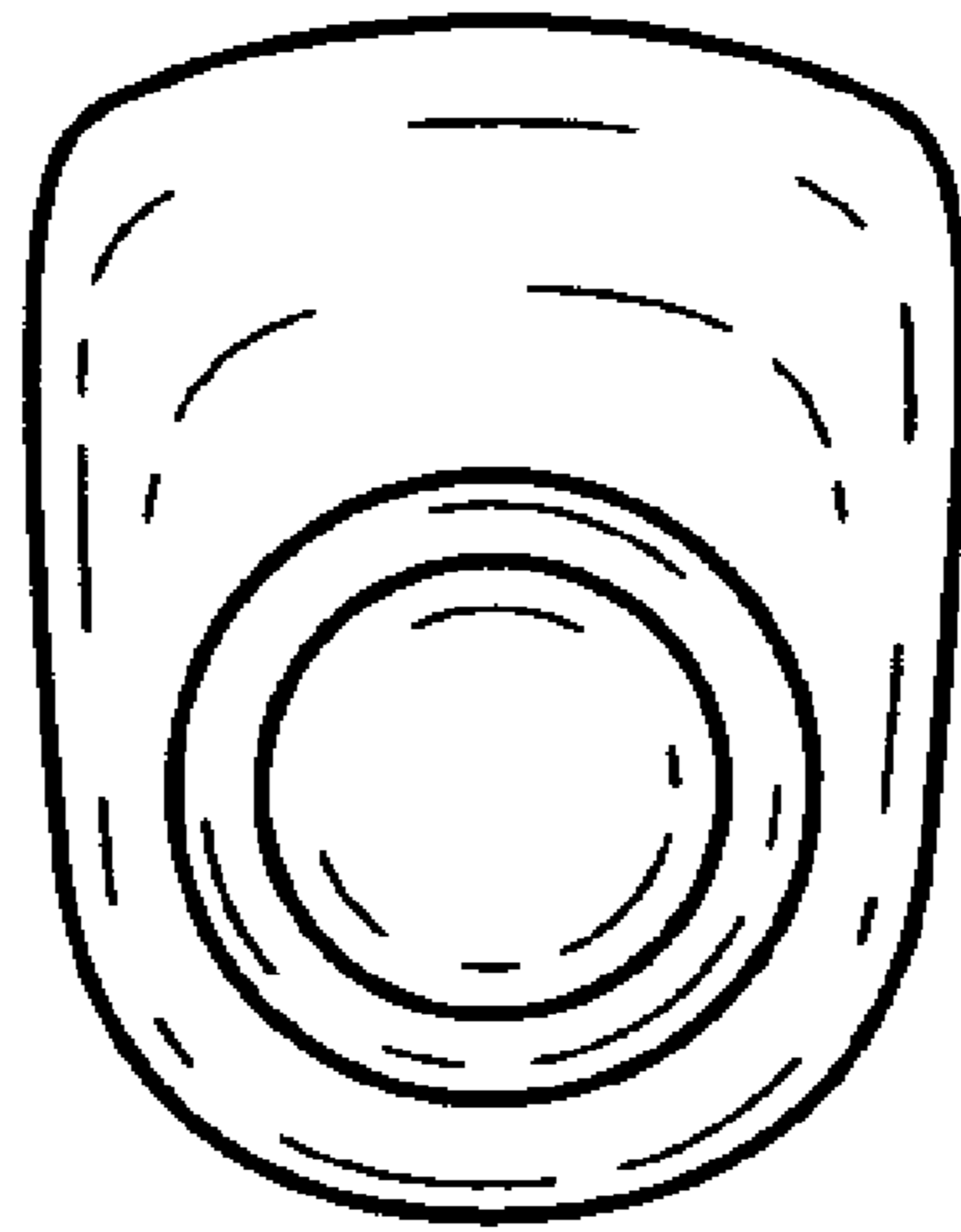


FIG. 2

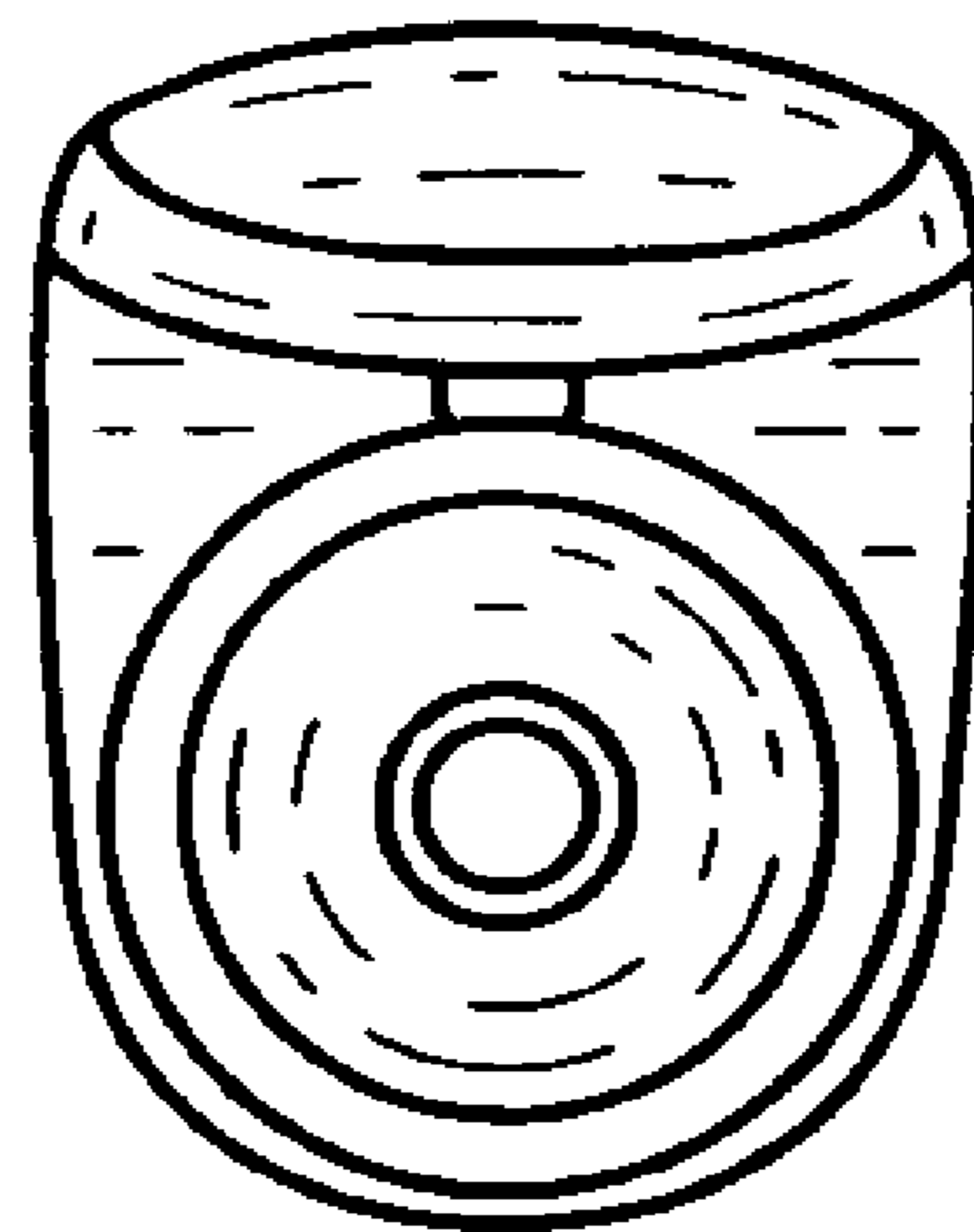


FIG. 3

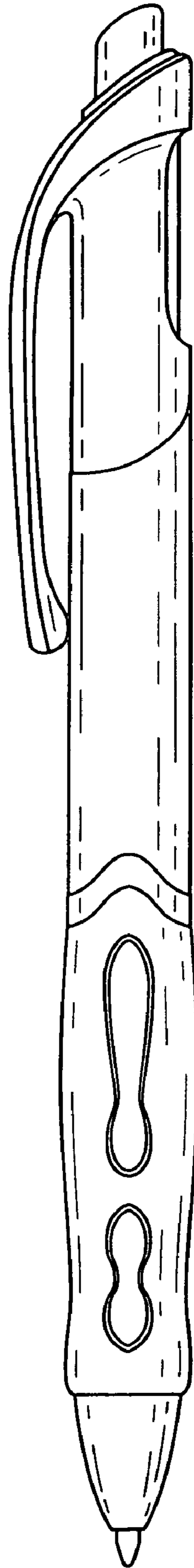


FIG. 4

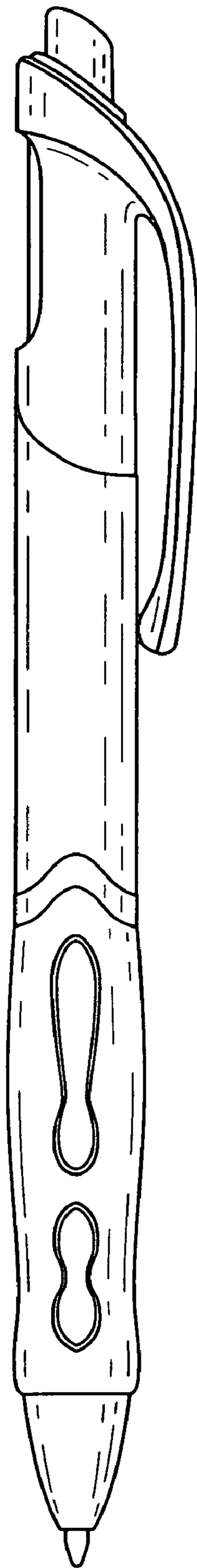


FIG. 5

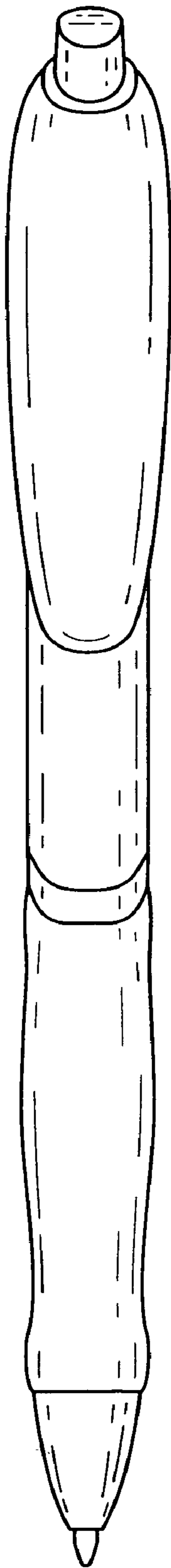


FIG. 6

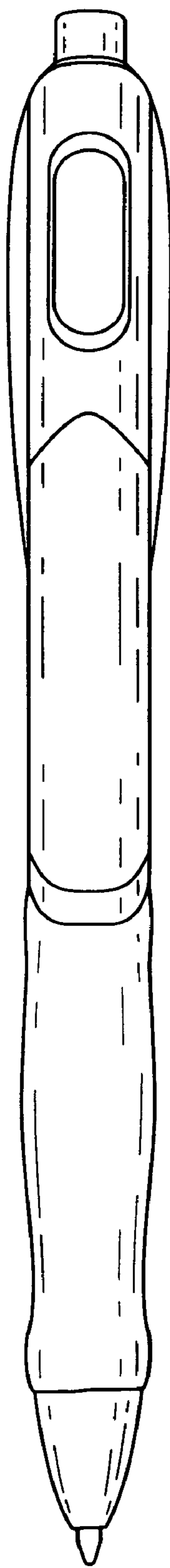


FIG. 7