



US00D588184S

(12) **United States Design Patent**
Lane et al.

(10) **Patent No.:** **US D588,184 S**
(45) **Date of Patent:** **** Mar. 10, 2009**

(54) **EYEWEAR**
(75) Inventors: **Henry Welling Lane**, San Luis Obispo, CA (US); **Eric Rhea**, San Luis Obispo, CA (US)
(73) Assignee: **Dioptics Medical Products, Inc.**, San Luis Obispo, CA (US)
(**) Term: **14 Years**

D473,257 S * 4/2003 Chen D16/326
D481,063 S 10/2003 Lane
D481,410 S 10/2003 Lane
D522,040 S 5/2006 Lane
D532,033 S 11/2006 Mangum
D533,580 S 12/2006 Lane
D538,325 S 3/2007 Lane
D544,019 S 6/2007 Lane
D546,367 S 7/2007 Lane
D561,814 S 2/2008 Thixton et al.

(21) Appl. No.: **29/307,249**
(22) Filed: **Apr. 9, 2008**

(51) **LOC (9) Cl.** **16-06**
(52) **U.S. Cl.** **D16/326; D16/311**
(58) **Field of Classification Search** D16/101, D16/300-342; D29/109-110; D24/110.2; 351/41, 44, 51-52, 62, 158, 92, 103-123, 351/140, 153; 2/426-432, 447-449, 441, 2/434-437; D21/483, 659-661
See application file for complete search history.

(56) **References Cited**

U.S. PATENT DOCUMENTS

1,819,738 A 8/1931 Daniels
D352,515 S * 11/1994 Montague D16/311
D382,290 S 8/1997 Simioni
D397,713 S 9/1998 Brune et al.
D432,556 S 10/2000 Lando
D435,579 S 12/2000 Lane
6,253,388 B1 7/2001 Lando
D447,507 S 9/2001 Lane
D450,744 S * 11/2001 Rhoades et al. D16/335

OTHER PUBLICATIONS

U.S. Appl. No. 29/291,916, filed Sep. 20, 2007, Lane et al.

* cited by examiner

Primary Examiner—Raphael Barkai
(74) *Attorney, Agent, or Firm*—Westberg Law Offices

(57) **CLAIM**

The ornamental design for eyewear, as shown and described.

DESCRIPTION

FIG. 1 is a perspective view of eyewear showing the new design;

FIG. 2 is a top view thereof;

FIG. 3 is a bottom view thereof;

FIG. 4 is a front elevation view thereof;

FIG. 5 is a rear elevation view thereof; and,

FIG. 6 is a right side elevation view thereof, the left side being a mirror image of the right side.

1 Claim, 5 Drawing Sheets

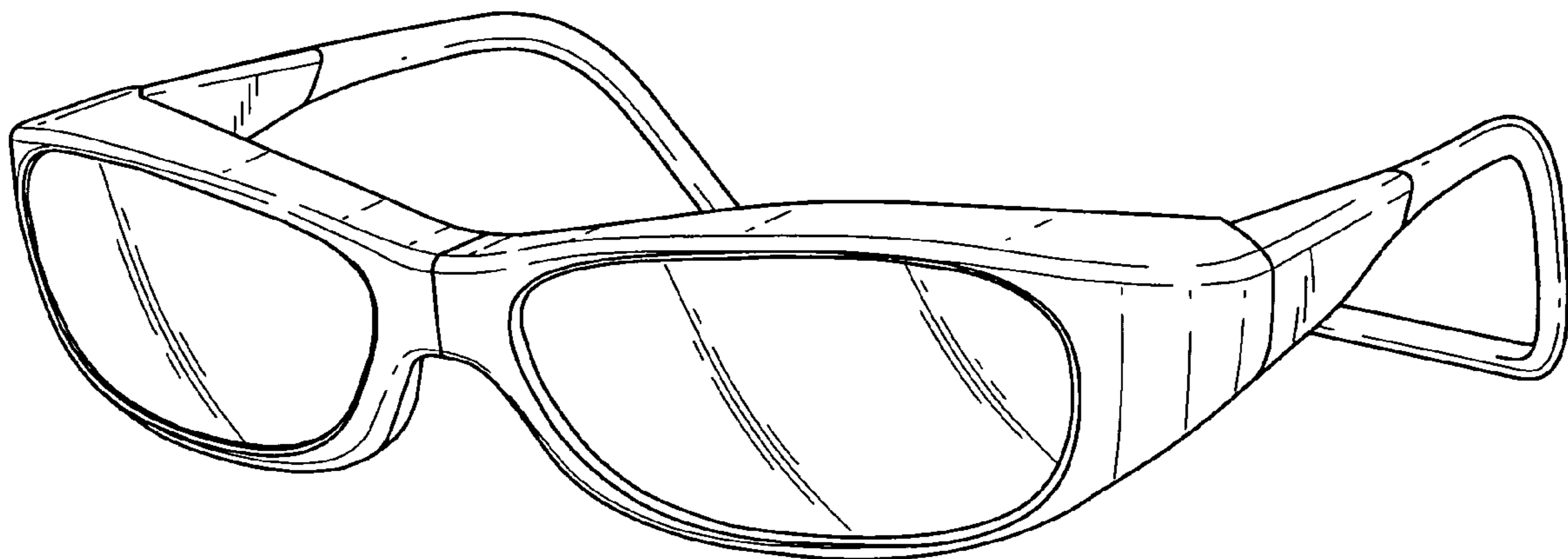


FIG. 1

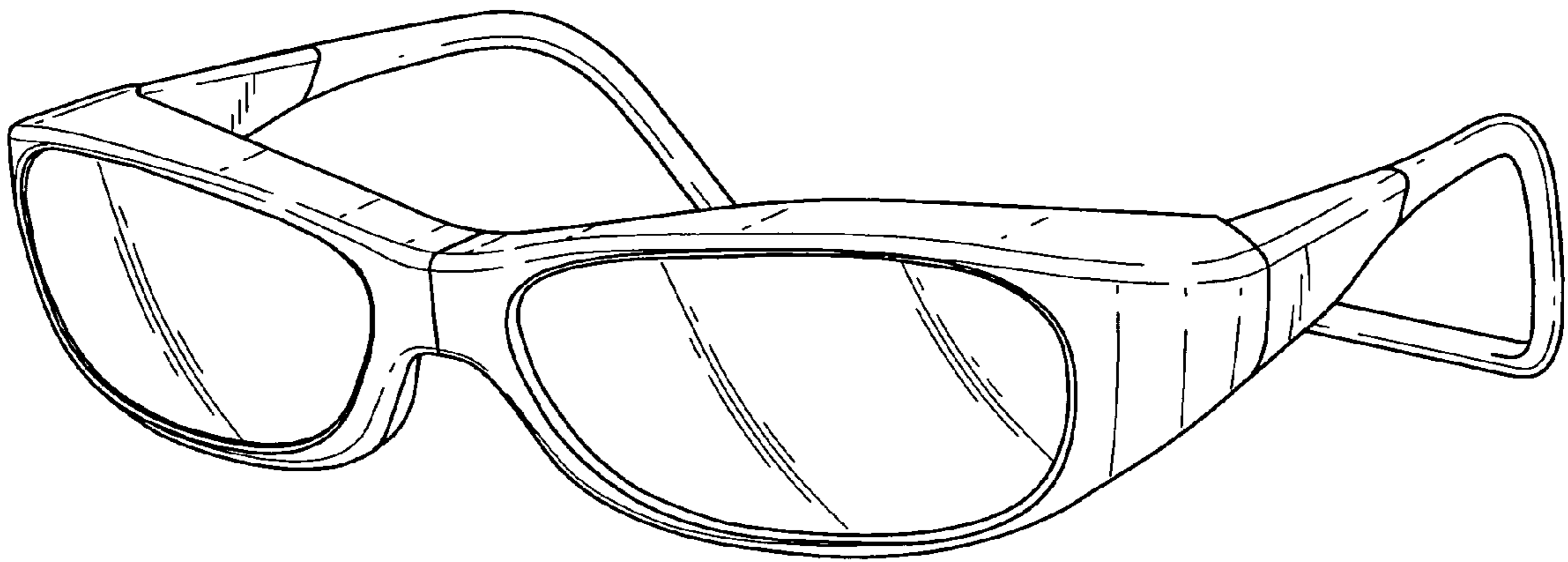


FIG. 2

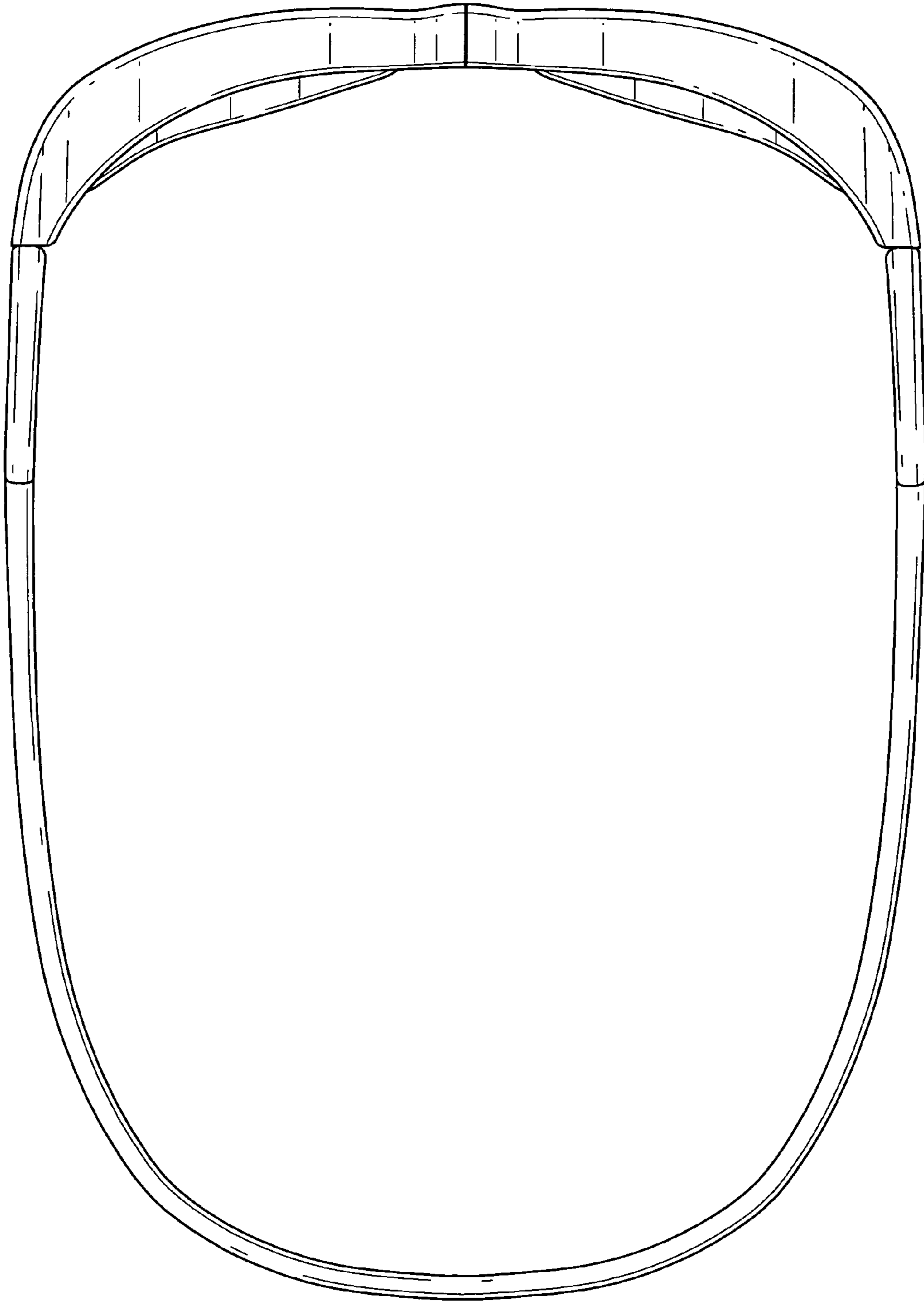


FIG. 3




FIG. 4




FIG. 5

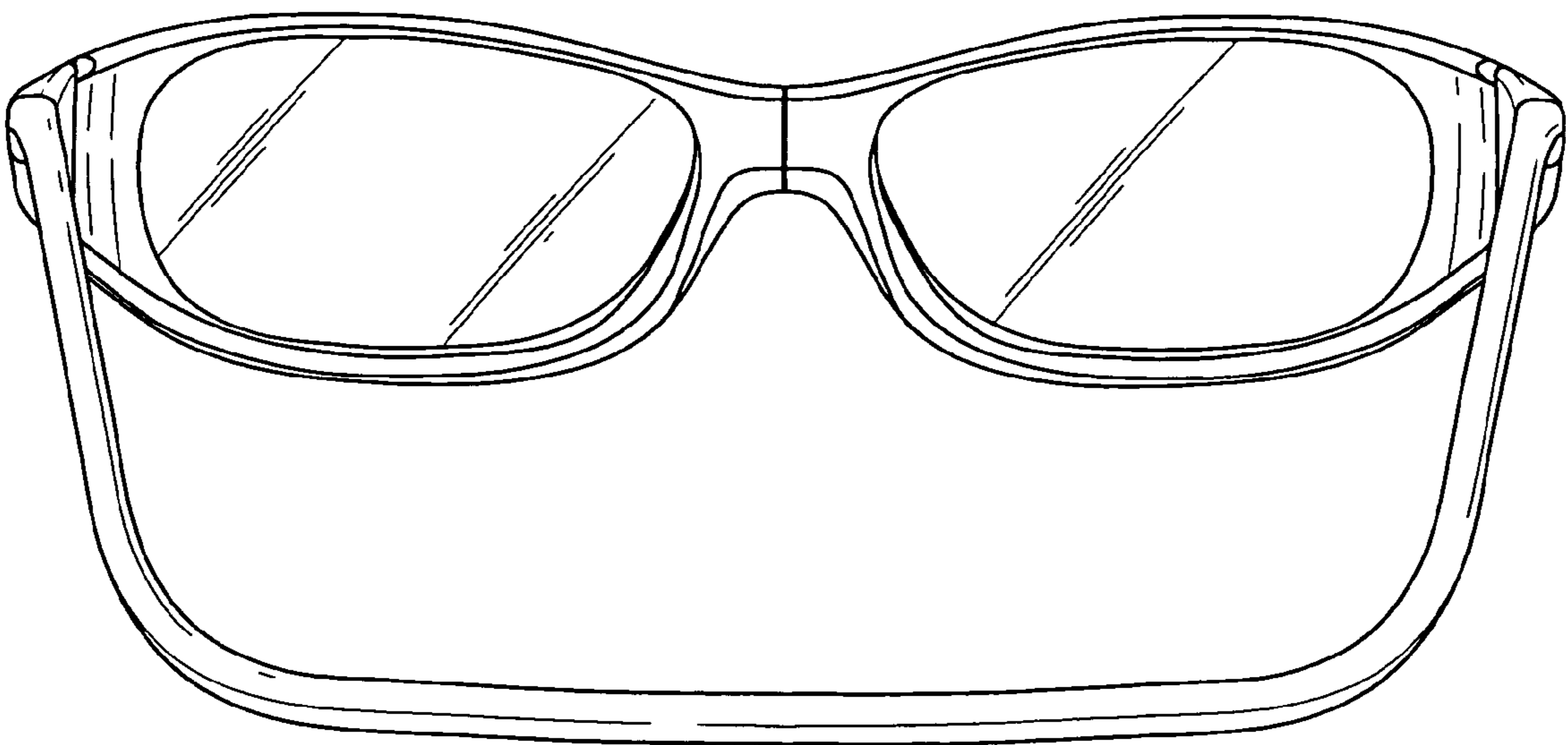


FIG. 6

