



US00D588156S

(12) **United States Design Patent**
Shiono

(10) **Patent No.:** **US D588,156 S**
(45) **Date of Patent:** **** Mar. 10, 2009**

- (54) **DISC PLAYER**
- (75) Inventor: **Daisuke Shiono**, Tokyo (JP)
- (73) Assignee: **Sony Corporation**, Tokyo (JP)
- (**) Term: **14 Years**
- (21) Appl. No.: **29/300,560**
- (22) Filed: **Apr. 9, 2008**

- D411,996 S 7/1999 Yamazaki
- D414,776 S 10/1999 Shintani et al.
- D416,264 S 11/1999 Althans et al.
- D418,836 S 1/2000 Matt et al.
- D421,008 S * 2/2000 Matsuoka D14/156
- D430,132 S 8/2000 Yamazaki
- D438,193 S 2/2001 Hakoda
- D444,136 S 6/2001 Sogabe
- D445,782 S 7/2001 Thellec
- D445,783 S 7/2001 Bouchard
- D445,784 S 7/2001 Thellec
- D446,781 S 8/2001 Hori et al.
- D449,599 S 10/2001 Hakoda
- D461,787 S 8/2002 Brown
- D463,394 S 9/2002 Sogabe

Related U.S. Application Data

- (63) Continuation of application No. 29/269,868, filed on Dec. 11, 2006, now Pat. No. Des. 568,847, which is a continuation of application No. 29/245,286, filed on Dec. 22, 2005, now Pat. No. Des. 538,778.

Foreign Application Priority Data

- (30) Jun. 24, 2005 (JP) D2005-018339

- (51) **LOC (9) Cl.** **14-01**
- (52) **U.S. Cl.** **D14/505; D14/511**
- (58) **Field of Classification Search** D14/135-136, D14/156-157, 160-165, 167-168, 193-198, D14/188, 217, 257, 258, 445; 360/99.02, 360/99.07; 369/75.11, 75.21, 77.21, 77.11; 720/612, 619, 647, 655; 455/344, 347-351
See application file for complete search history.

References Cited

U.S. PATENT DOCUMENTS

- D238,611 S 1/1976 Fukuda
- D301,715 S 6/1989 Camens
- D371,788 S 7/1996 Kenning et al.
- D384,344 S 9/1997 Doo
- D391,958 S 3/1998 Miyazawa et al.
- D396,859 S * 8/1998 Isonaga D14/168
- D401,932 S 12/1998 Deguchi
- D404,034 S 1/1999 Bhavnani
- 5,859,828 A 1/1999 Ishibashi
- D408,037 S 4/1999 Althans et al.
- D410,650 S 6/1999 Hara

(Continued)

FOREIGN PATENT DOCUMENTS

JP D1069705 S 5/2000

(Continued)

Primary Examiner—Nanda Bondade
(74) *Attorney, Agent, or Firm*—Rader, Fishman & Grauer, PLLC

(57) **CLAIM**

The ornamental design for a disc player, as shown and described.

DESCRIPTION

FIG. 1 is a front elevational view of a disc player showing my new design;

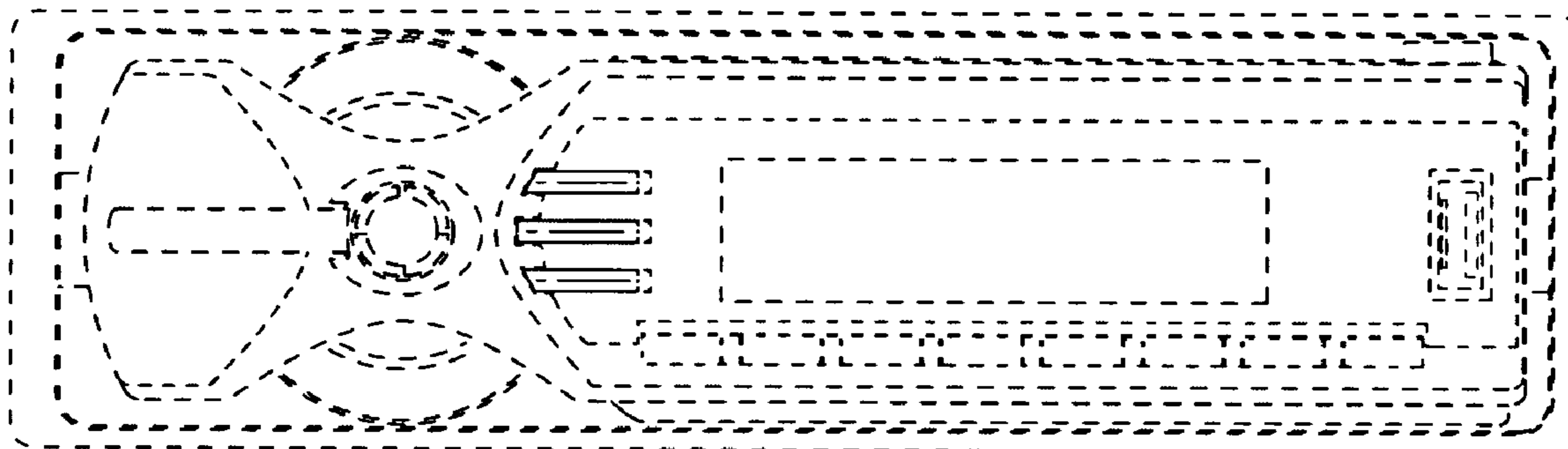
FIG. 2 is top plan view thereof;

FIG. 3 is bottom plan view thereof; and,

FIG. 4 is a right side elevational view thereof.

The even broken line showings in figures are for illustrative purpose only and form no part of the claimed design. The dot-dash broken lines define, but are not included in, the boundaries of the claimed design.

1 Claim, 4 Drawing Sheets



US D588,156 S

Page 2

U.S. PATENT DOCUMENTS

			JP	D1070255 S	5/2000
			JP	D1070280 S	5/2000
D478,889 S	8/2003	Kulkarni	JP	D1070446 S	5/2000
D479,713 S	9/2003	Sadatsuki	JP	D1070564 S	5/2000
D480,701 S	10/2003	Sogabe	JP	D1072715 S	6/2000
D482,015 S	11/2003	Ng	JP	D1078651 S	7/2000
D487,264 S	3/2004	Tosh et al.	JP	D1079107 S	7/2000
D488,153 S	4/2004	Tosh et al.	JP	D1079109 S	7/2000
D490,799 S	6/2004	Gubbels	JP	D1079744 S	7/2000
D490,815 S	6/2004	Tosh et al.	JP	D1079745 S	7/2000
D495,678 S	9/2004	Uehara	JP	D1079747 S	7/2000
D496,648 S	9/2004	Uehara	JP	D1080321 S	7/2000
D496,930 S	10/2004	Yoshihara	JP	D1080322 S	7/2000
D496,931 S	10/2004	Yoshihara	JP	D1083764 S	9/2000
D497,606 S	10/2004	Yang	JP	D1084066 S	9/2000
D500,997 S *	1/2005	Nakamura D14/157	JP	D1085083 S	9/2000
D510,081 S	9/2005	Yang	JP	D1123260 S	10/2001
D511,765 S	11/2005	Lee	JP	D1124343 S	10/2001
D515,551 S	2/2006	Watanabe	JP	D1159435 S	12/2002
D517,035 S	3/2006	Sogabe	JP	D1160738 S	12/2002
D524,808 S	7/2006	Kimura et al.	JP	D1184671 S	9/2003
D531,990 S	11/2006	Kobayashi	JP	D1185079 S	9/2003
D540,288 S *	4/2007	Yoshihara et al. D14/136	JP	D1216344 S	9/2004
			JP	D1217768 S	9/2004
			JP	D1248390 S	8/2005

FOREIGN PATENT DOCUMENTS

JP	D1069708 S	5/2000
JP	D1070067 S	5/2000

* cited by examiner

FIG.1

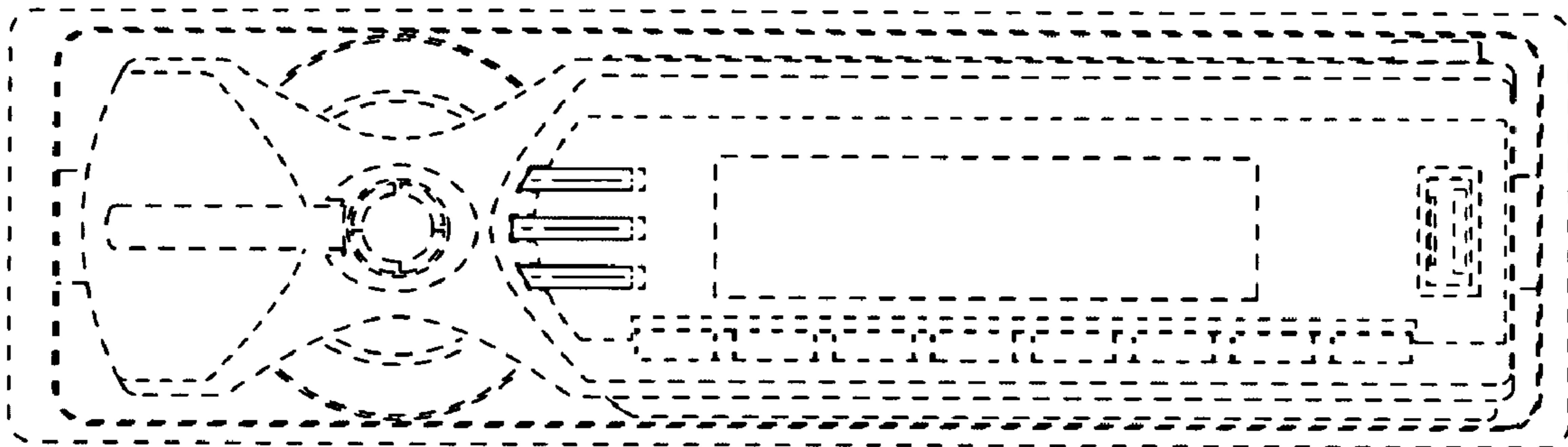


FIG.2

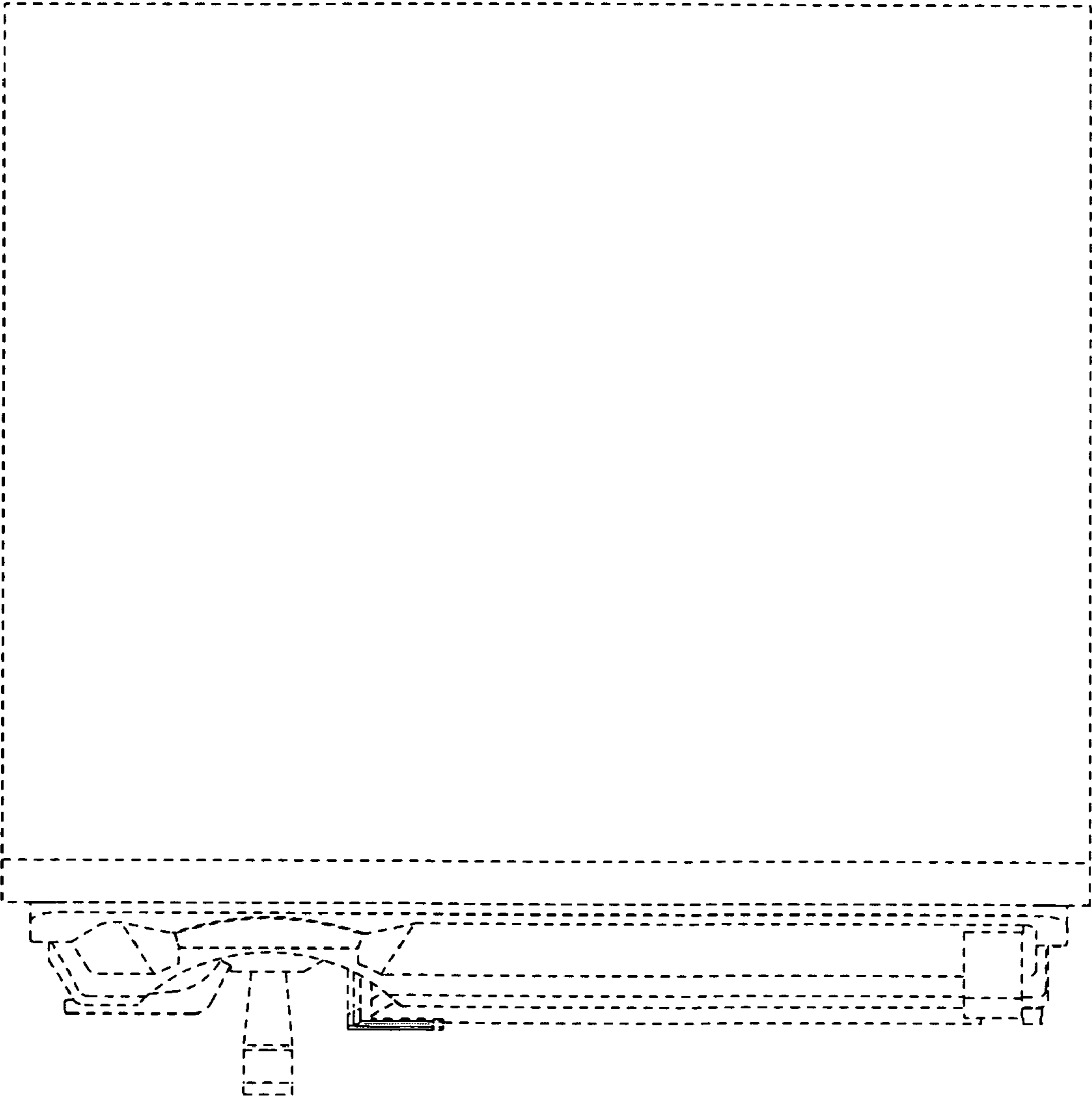


FIG.3

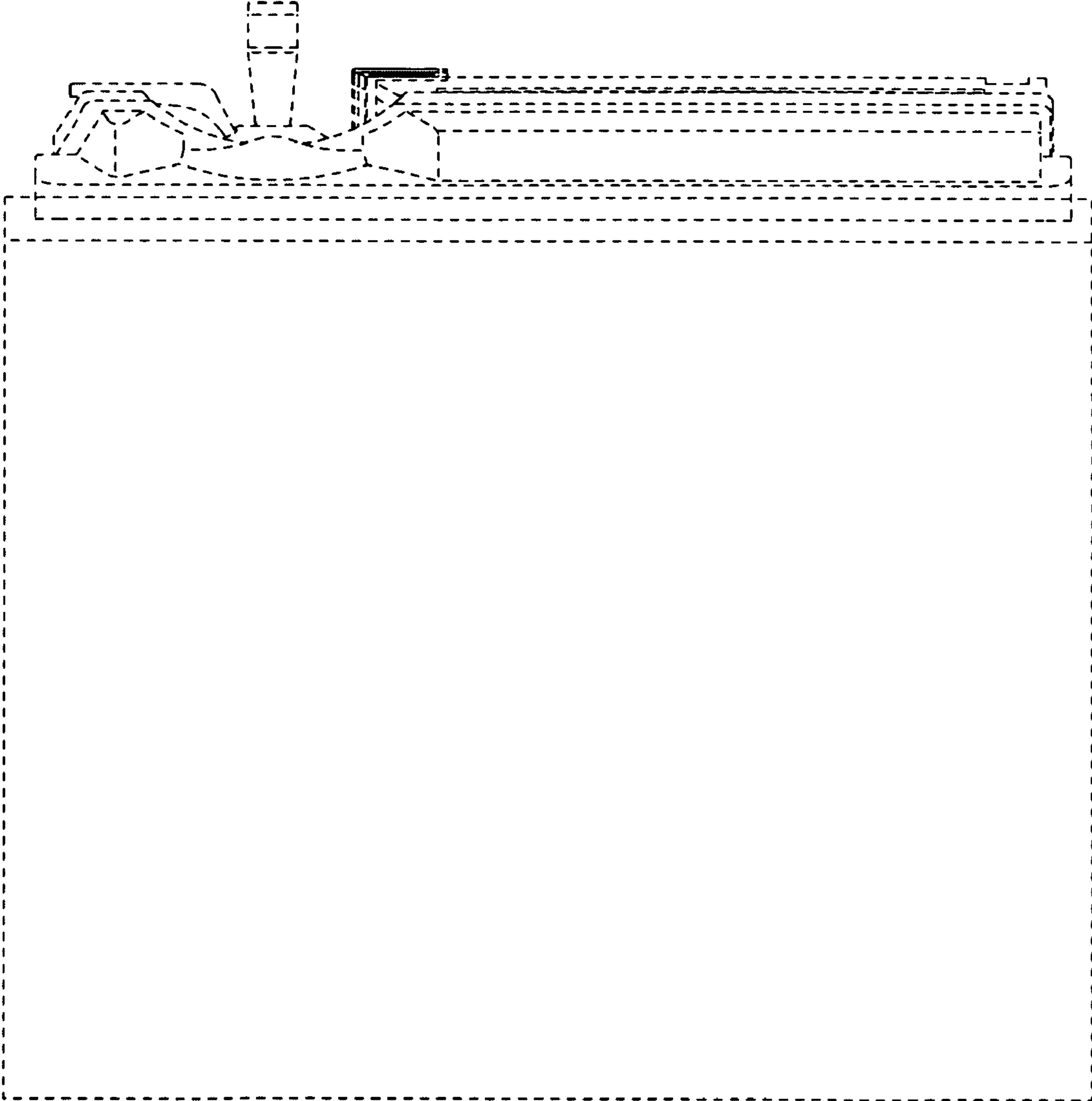


FIG.4

