



US00D588146S

(12) **United States Design Patent**
Tsuboi

(10) **Patent No.:** **US D588,146 S**
(45) **Date of Patent:** **** Mar. 10, 2009**

(54) **RECORDING MEDIA**

(75) Inventor: **Hideki Tsuboi**, Konganei (JP)
(73) Assignee: **Kabushiki Kaisha Toshiba**, Tokyo (JP)
(**) Term: **14 Years**
(21) Appl. No.: **29/304,810**
(22) Filed: **Mar. 7, 2008**

(30) **Foreign Application Priority Data**
Nov. 12, 2007 (JP) 2007-031268

(51) **LOC (9) Cl.** **14-02**
(52) **U.S. Cl.** **D14/474; D14/435; D14/356**
(58) **Field of Classification Search** D14/402,
D14/474, 475, 479-481, 196, 401, 432-435,
D14/483, 384, 385, 217, 240, 242, 137, 138,
D14/160, 167, 168, 356, 156; 370/342-344;
463/43-47; 345/156, 169, 173-179, 905;
713/1, 600; 369/1, 2, 6, 12; 273/148 B;
715/727-729, 864; 710/1, 5, 8; 455/11,
455/73, 344-347, 93, 95

See application file for complete search history.

(56) **References Cited**

U.S. PATENT DOCUMENTS

D248,470 S * 7/1978 Talesfore D14/435
D260,881 S * 9/1981 McKinsey et al. D14/435
D292,514 S * 10/1987 Holcomb D14/188
D297,007 S * 8/1988 Pushelberg D14/496
D333,464 S * 2/1993 Yoshida D14/435
D363,066 S * 10/1995 Tapani et al. D14/475
D404,384 S * 1/1999 Yao D14/479
D467,586 S * 12/2002 Shimoda et al. D14/436
D488,470 S 4/2004 Morisawa
D493,470 S * 7/2004 Abbott et al. D14/478
D499,424 S 12/2004 Bahroocha
D503,409 S 3/2005 Wong et al.
D520,997 S 5/2006 Lee et al.
D530,343 S * 10/2006 Maruyama et al. D14/496
D539,355 S * 3/2007 Fujita D21/332

D539,811 S 4/2007 Lee
D540,818 S 4/2007 Reawsanguanwong et al.
D543,206 S * 5/2007 Maruyama et al. D14/435
D557,705 S 12/2007 Gifford et al.
D558,224 S 12/2007 Gifford et al.
D558,225 S 12/2007 Gifford et al.
D558,756 S 1/2008 Andre et al.
D558,757 S 1/2008 Andre et al.
D559,862 S 1/2008 Bennett et al.
D560,227 S 1/2008 Bennett et al.
D560,683 S 1/2008 Lee
D561,204 S 2/2008 Toh
D562,786 S 2/2008 Zayana
D563,995 S * 3/2008 Deguchi et al. D14/496
D566,725 S 4/2008 Kaneko et al.
D566,726 S 4/2008 Kaneko et al.

FOREIGN PATENT DOCUMENTS

CN 3318954 3/2003
CN 3588758 12/2006
TW 111871 7/2006

* cited by examiner

Primary Examiner—Stella M Reid
Assistant Examiner—Keli L Hill
(74) *Attorney, Agent, or Firm*—Banner & Witcoff, Ltd.

(57) **CLAIM**

The ornamental design for a recording media, as shown and described.

DESCRIPTION

FIG. 1 is a top, front and right side perspective view of a recording media showing my new design,
FIG. 2 is a top plan view thereof,
FIG. 3 is a front elevational view thereof,
FIG. 4 is a bottom plan view thereof,
FIG. 5 is a rear elevational view thereof; and,
FIG. 6 is a right side elevational view thereof, left side elevational view being a mirror image thereof.

1 Claim, 3 Drawing Sheets

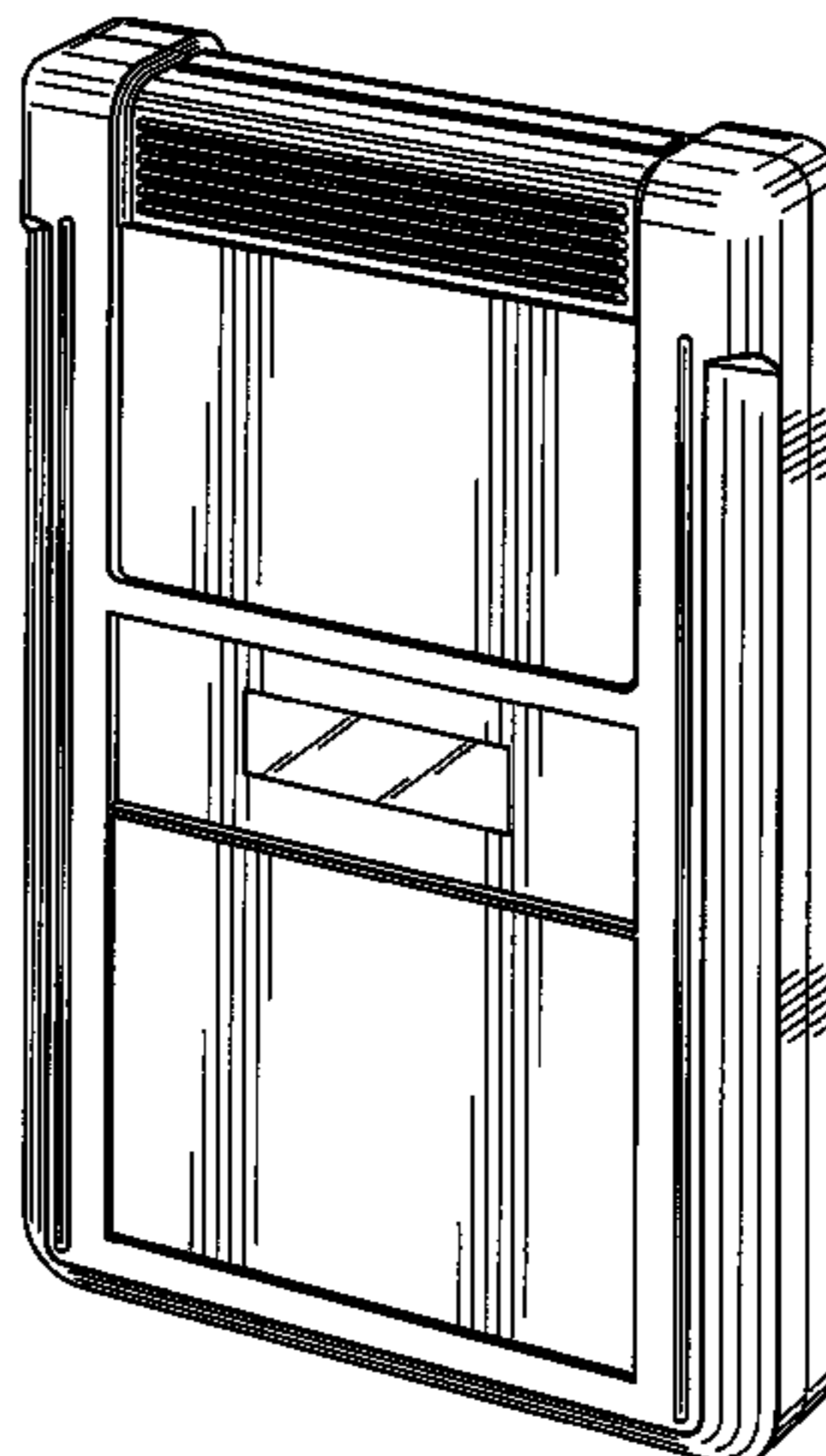


FIG. 1

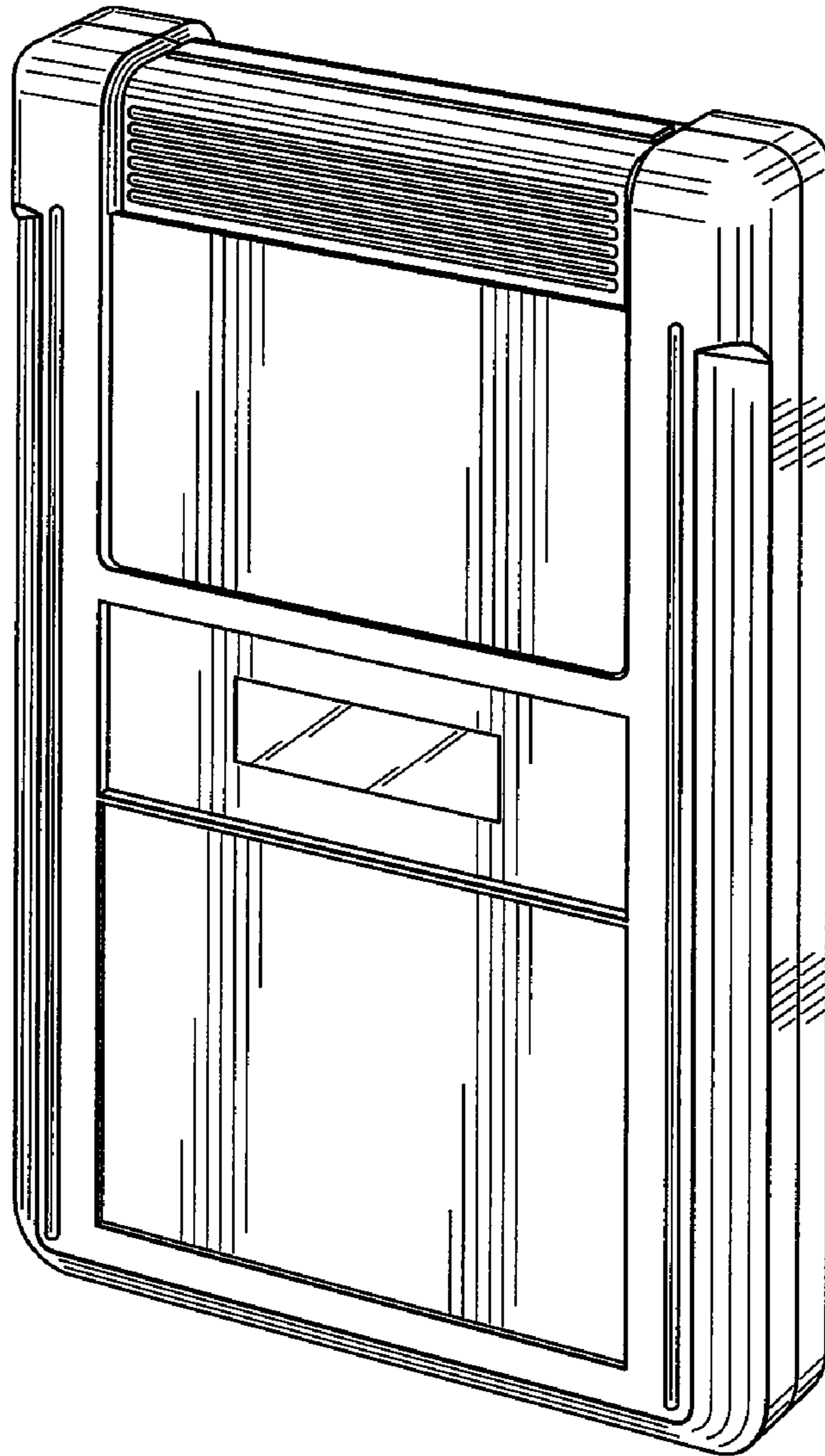


FIG. 2



FIG. 3

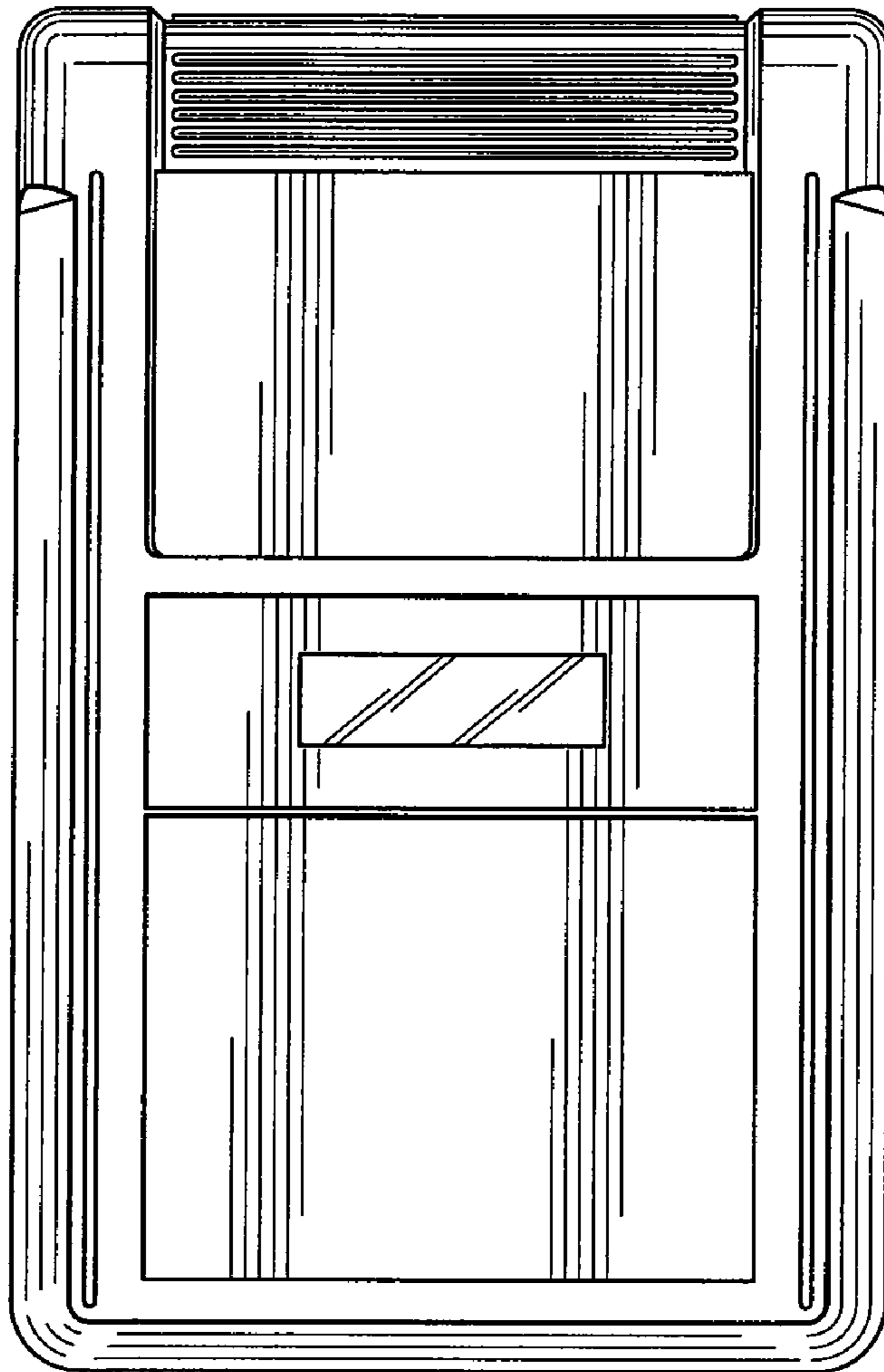


FIG. 4

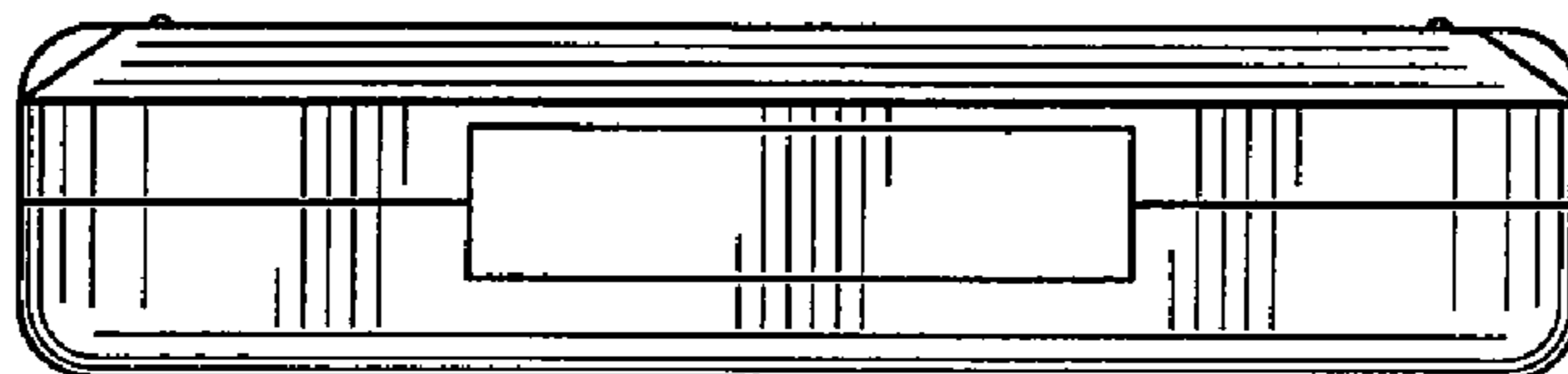


FIG. 5

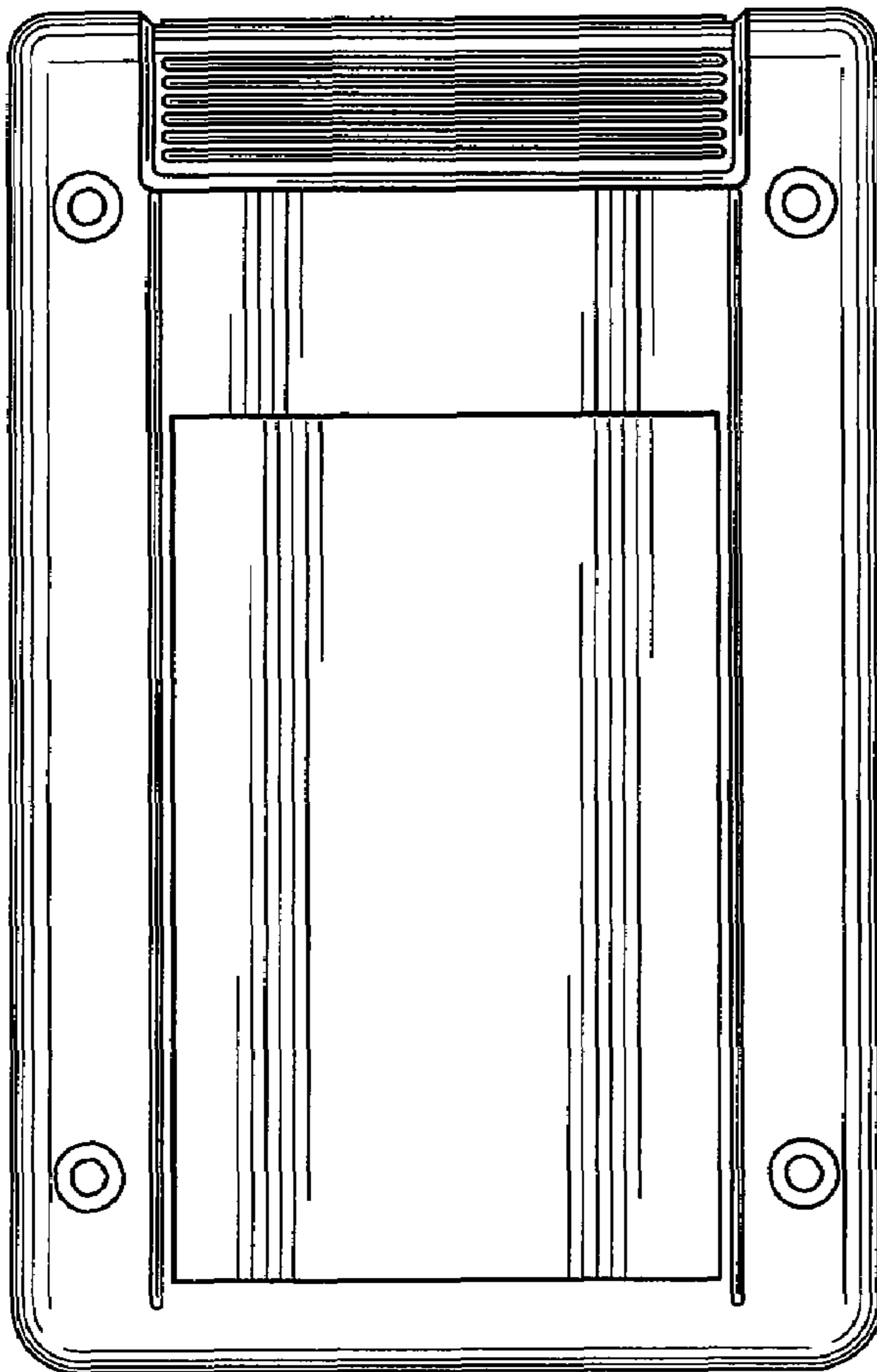


FIG. 6

