



US00D588143S

(12) **United States Design Patent**
O'Neil et al.

(10) **Patent No.:** **US D588,143 S**
(45) **Date of Patent:** **** Mar. 10, 2009**

(54) **KEYBOARD**

(75) Inventors: **Dan O'Neil**, Seattle, WA (US); **Monique Chatterjee**, Seattle, WA (US)

(73) Assignee: **Microsoft Corporation**, Redmond, WA (US)

(**) Term: **14 Years**

(21) Appl. No.: **29/304,500**

(22) Filed: **Mar. 3, 2008**

(51) **LOC (9) Cl.** **14-02**

(52) **U.S. Cl.** **D14/455**

(58) **Field of Classification Search** D14/341, D14/342, 343, 344, 345, 346, 347, 454, 455, D14/456, 320, 331, 333, 334, 335, 338, 339, D14/340, 387, 388, 390, 391, 392, 393, 394, D14/396, 397, 39, 399, 400, 401, 406, 426, D14/427, 428, 429, 432, 439, 448, 449, 450, D14/457, 460, 461, 137, 138, 218, 240, 247, D14/248; D10/65; D21/329, 333; D18/7, D18/12.2, 52; 400/485, 486, 489, 88, 522; 341/22; 379/368, 915, 433.07, 903, 433.12; 235/145 R; 345/168, 169, 172; 455/556.2, 455/186.2, 556.1, 575.4; D13/168

See application file for complete search history.

(56) **References Cited**

U.S. PATENT DOCUMENTS

5,793,359 A * 8/1998 Ushikubo 345/169
D515,578 S * 2/2006 Neal et al. D14/396
D518,053 S * 3/2006 Chen D14/397
D521,513 S * 5/2006 Neal et al. D14/392

D521,514 S * 5/2006 Neal et al. D14/396
D523,433 S * 6/2006 O'Neil et al. D14/396
D528,117 S * 9/2006 Shimizu D14/391
D546,833 S * 7/2007 Fisher et al. D14/455
D547,759 S * 7/2007 DeMaio et al. D14/392
D569,376 S * 5/2008 Shimizu D14/391
2006/0275069 A1 * 12/2006 Jones et al. 400/490
2007/0034677 A1 * 2/2007 Itoshiro et al. 235/145 R
2008/0024327 A1 * 1/2008 Downs et al. 341/22

* cited by examiner

Primary Examiner—Cathron C Brooks

Assistant Examiner—Angela J Lee

(74) *Attorney, Agent, or Firm*—Banner & Witcoff, Ltd.

(57) **CLAIM**

The ornamental design for a keyboard, as shown and described.

DESCRIPTION

FIG. 1 is a perspective view of a keyboard showing our new design;

FIG. 2 is a top view thereof;

FIG. 3 is a front view thereof;

FIG. 4 is a left side view thereof;

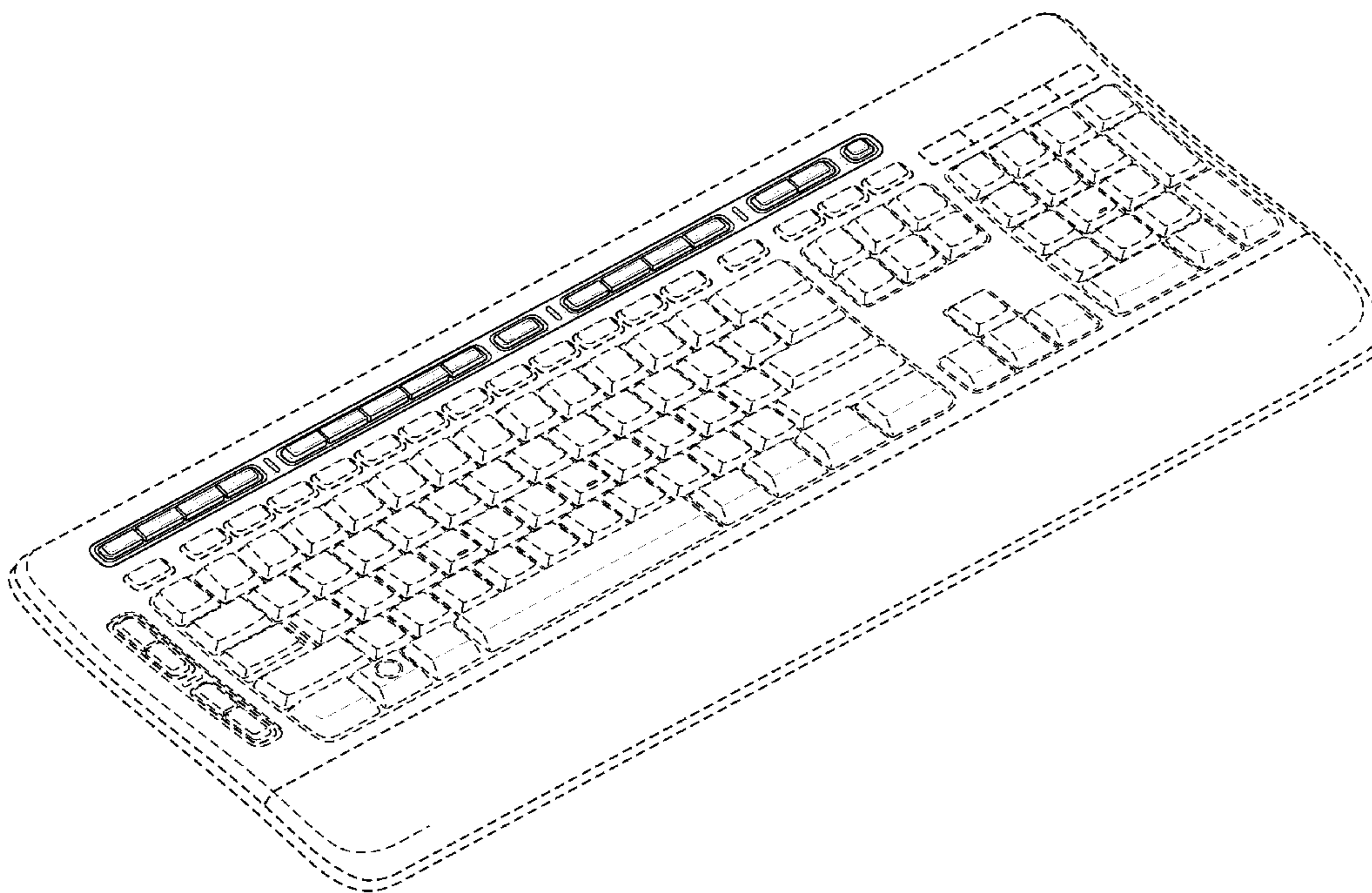
FIG. 5 is a right side view thereof;

FIG. 6 is a rear view thereof; and,

FIG. 7 is a bottom view thereof.

The broken line showing of the remainder of the keyboard is included for the purpose of illustrating unclaimed portions of the article and forms no part of the claimed design.

1 Claim, 6 Drawing Sheets



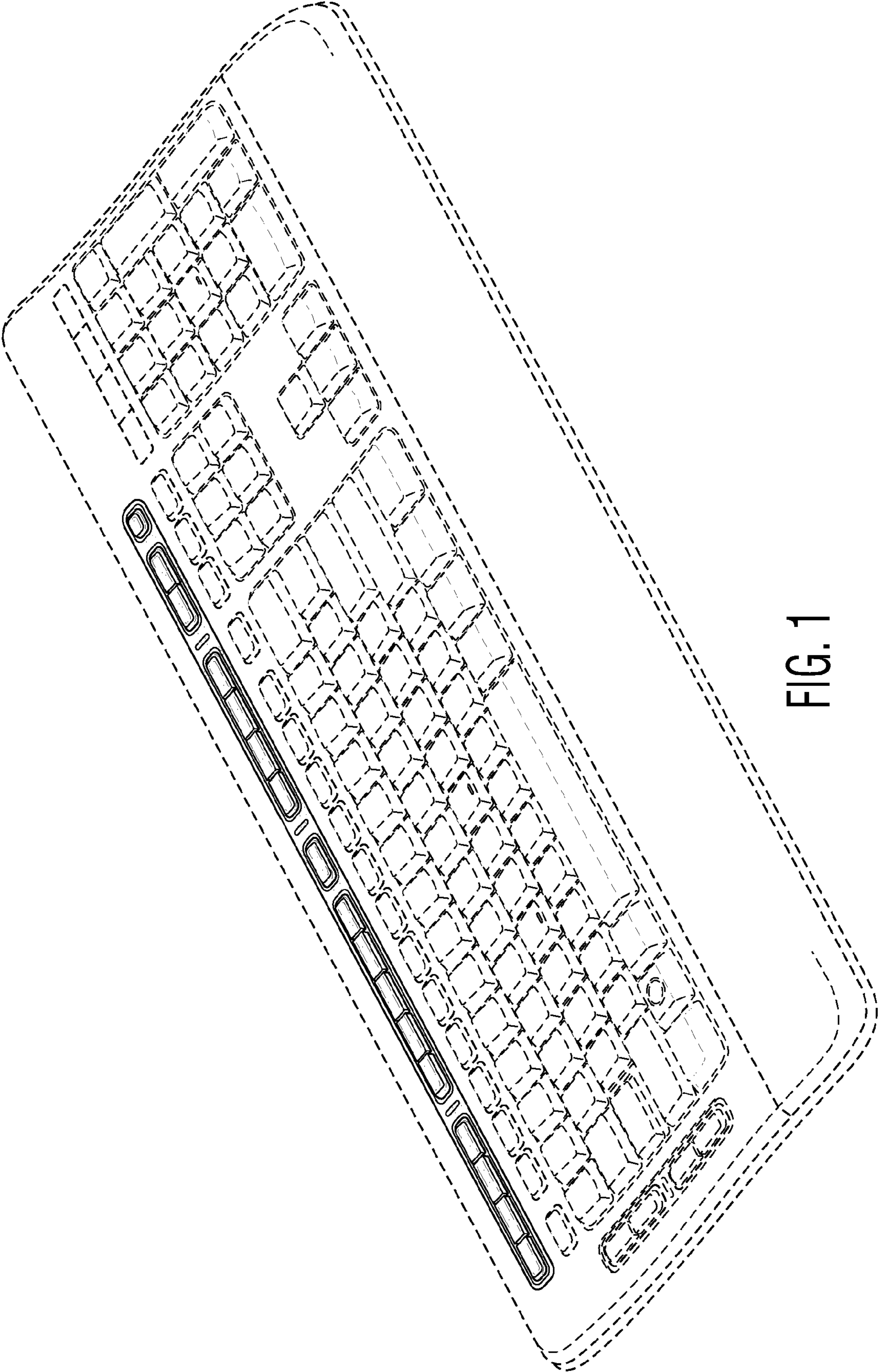


FIG. 1

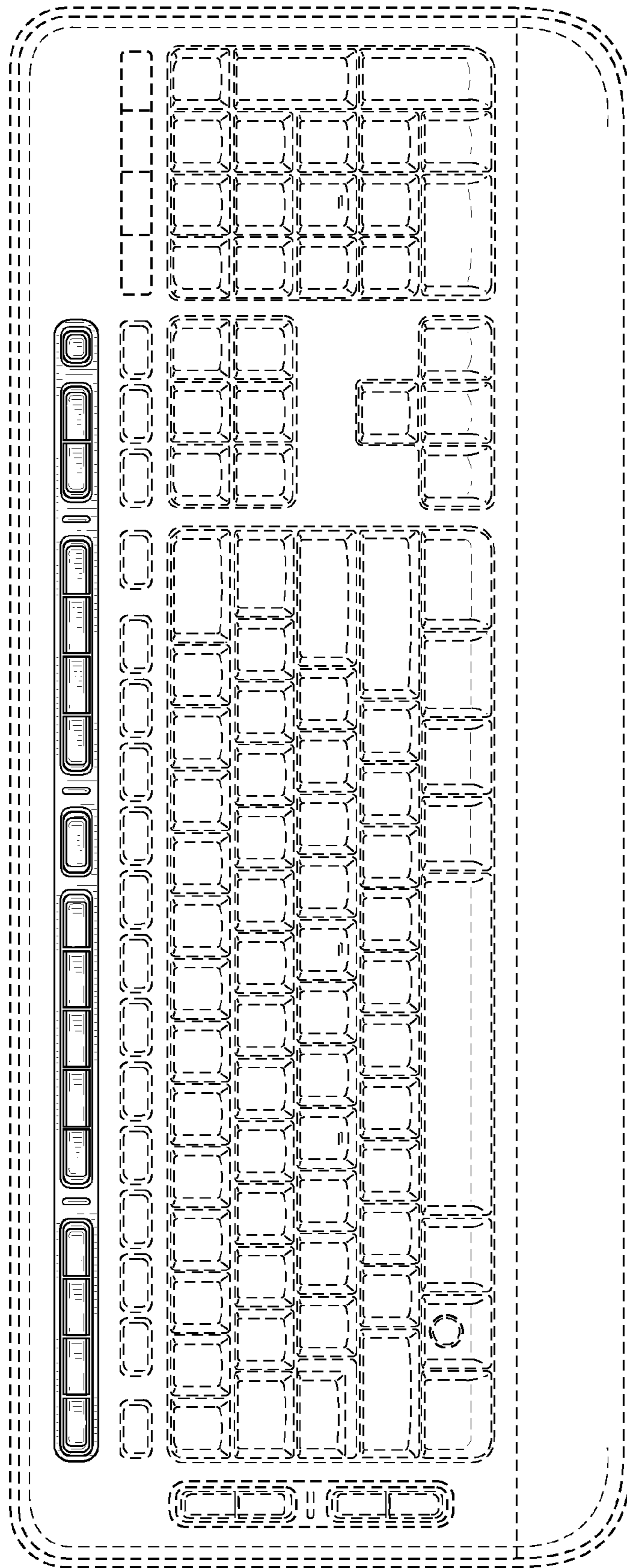


FIG. 2



FIG. 3




FIG. 4




FIG. 5



FIG. 6




FIG. 7