



US00D588138S

(12) **United States Design Patent**  
**Lauffer et al.**

(10) **Patent No.:** **US D588,138 S**  
(45) **Date of Patent:** **\*\* Mar. 10, 2009**

(54) **INFORMATION HANDLING SYSTEM BEZEL**

D566,119 S 4/2008 Dearborn et al.  
D566,120 S 4/2008 Dearborn et al.

(75) Inventors: **Scott Lauffer**, Austin, TX (US);  
**Richard Crisp**, Austin, TX (US); **Paul Kramer**, Austin, TX (US)

\* cited by examiner

*Primary Examiner*—Freda S Nunn

(73) Assignee: **Dell Products L.P.**, Round Rock, TX (US)

(74) *Attorney, Agent, or Firm*—Hamilton & Terrile, LLP; Stephen A. Terrile

(\*\*) Term: **14 Years**

(57) **CLAIM**

(21) Appl. No.: **29/305,328**

The ornamental design for information handling system bezel, as shown and described.

(22) Filed: **Mar. 18, 2008**

**DESCRIPTION**

(51) **LOC (9) Cl.** ..... **14-02**

FIG. 1 is a front perspective view of the information handling system bezel comprising the present invention;

(52) **U.S. Cl.** ..... **D14/445**

FIG. 2 is a front view thereof;

(58) **Field of Classification Search** ..... D14/441-446,

FIG. 3 is a right side view thereof;

D14/300-302, 380-314, 348-356, 361-365;

FIG. 4 is a left side view thereof;

D13/162, 184, 199; 312/223.1-223.3; 361/680-686,

FIG. 5 is a rear elevation view thereof;

361/690-696; 369/34.01, 36.01

FIG. 6 is a top view thereof; and,

See application file for complete search history.

FIG. 7 is a bottom view thereof.

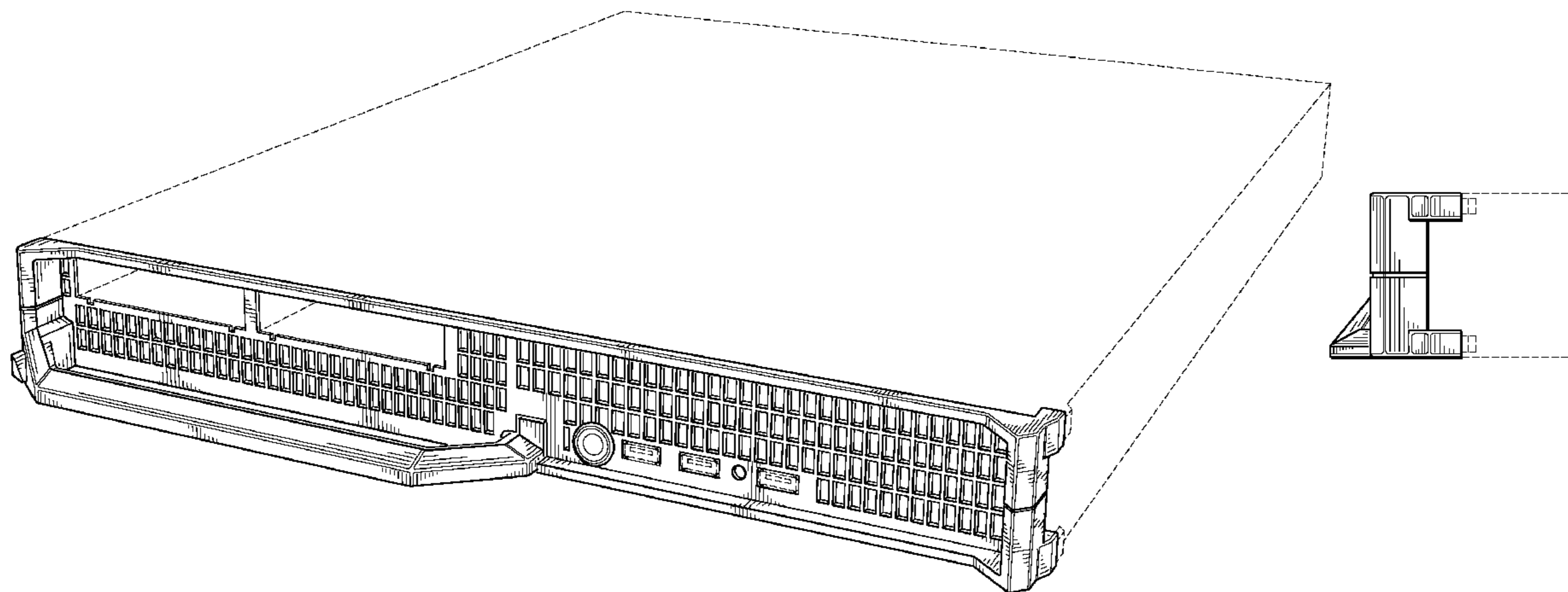
(56) **References Cited**

Broken lines shown in the drawings illustrate portions of the information handling system bezel, and form no part of the claimed design.

**U.S. PATENT DOCUMENTS**

D411,991 S *	7/1999	Khuu	.....	D14/442
D428,892 S *	8/2000	Haimson	.....	D14/441
D491,570 S *	6/2004	Fan et al.	.....	D14/445
D551,234 S *	9/2007	Zong et al.	.....	D14/442

**1 Claim, 3 Drawing Sheets**



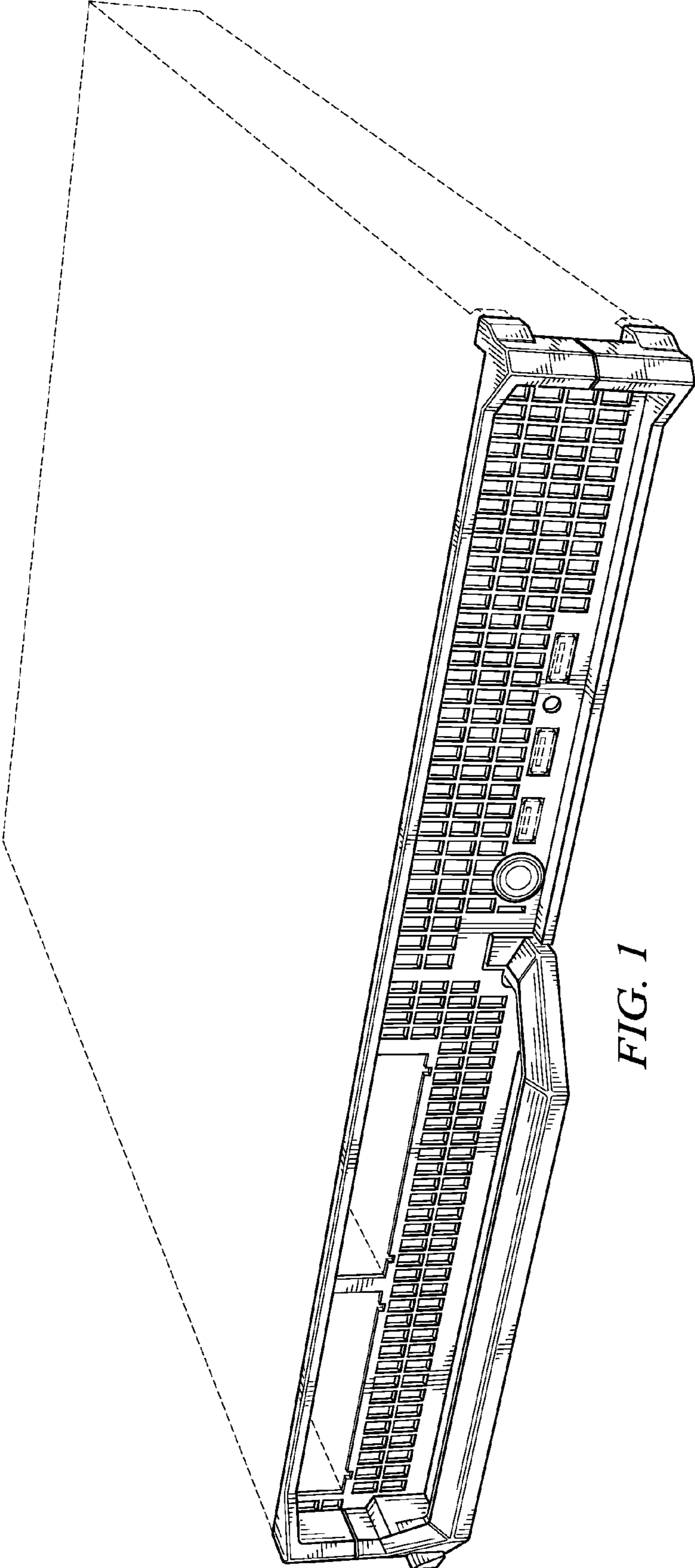


FIG. 1




FIG. 2

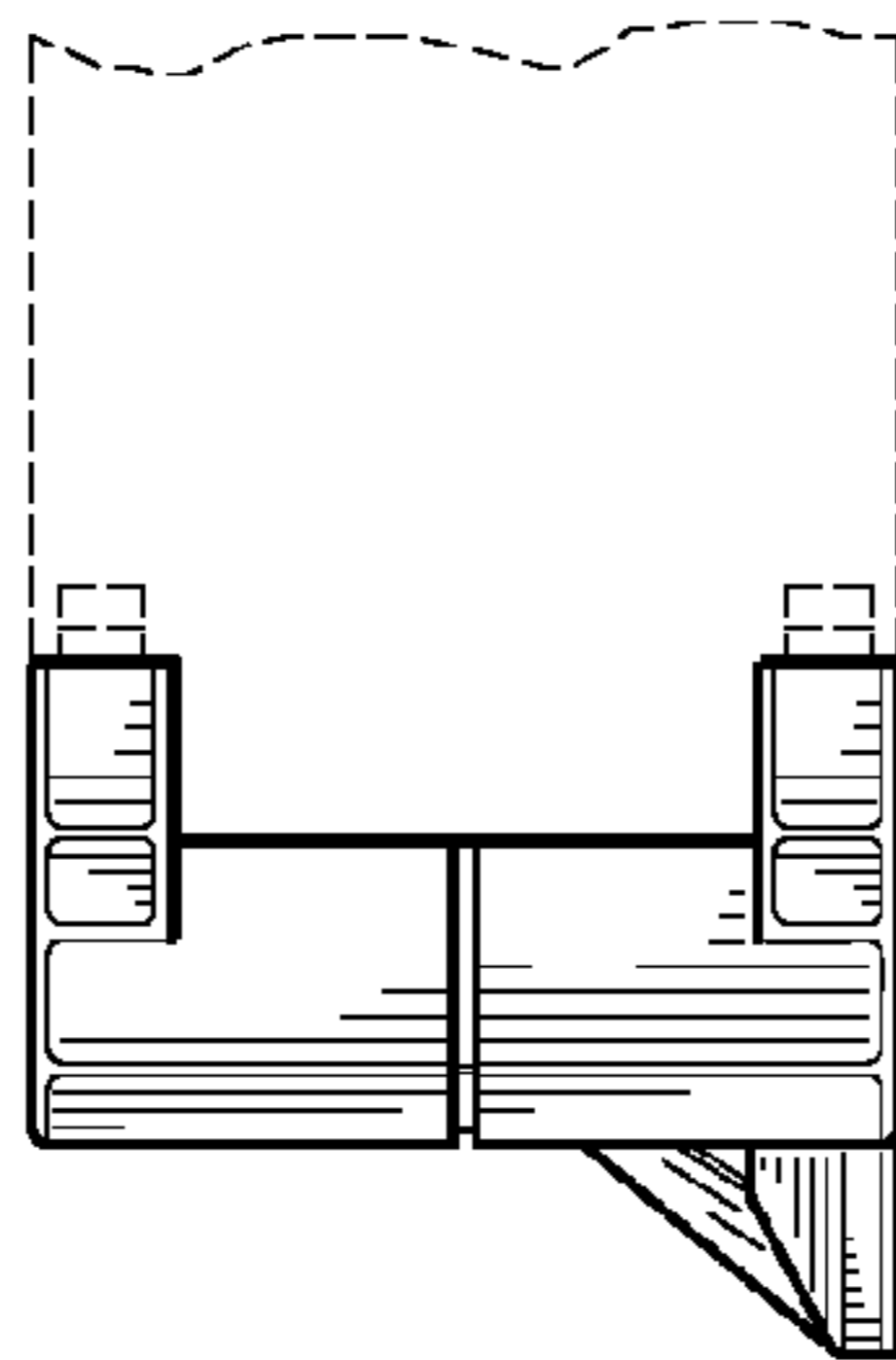


FIG. 3

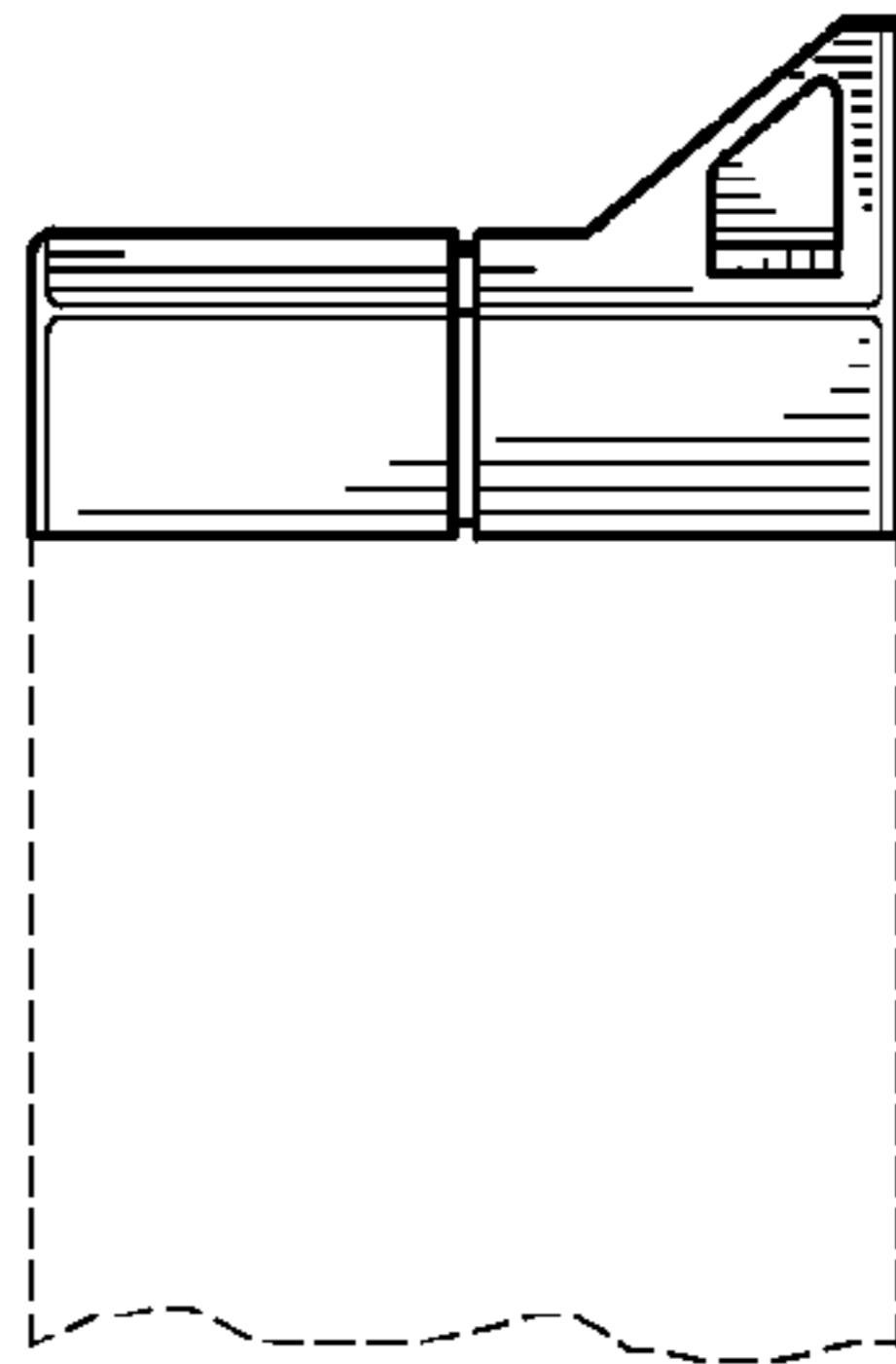


FIG. 4



FIG. 5

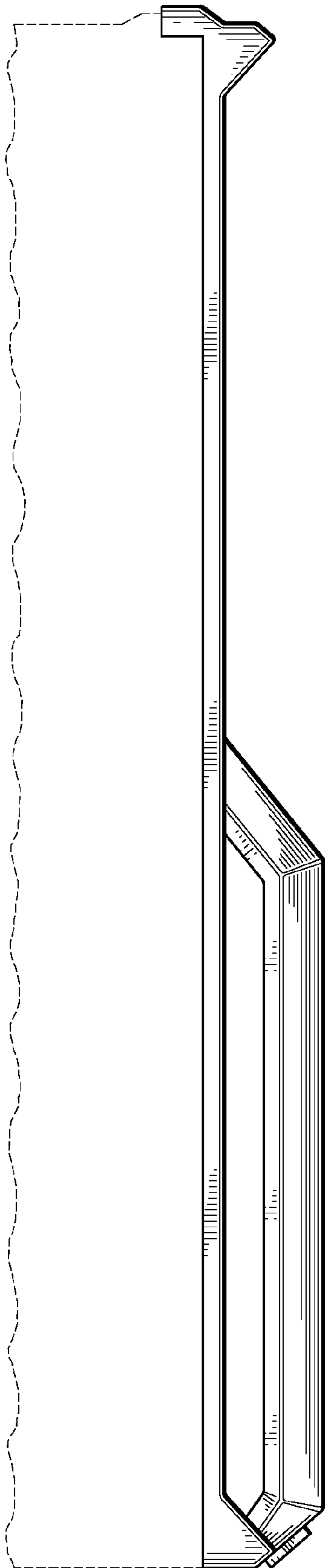


FIG. 6

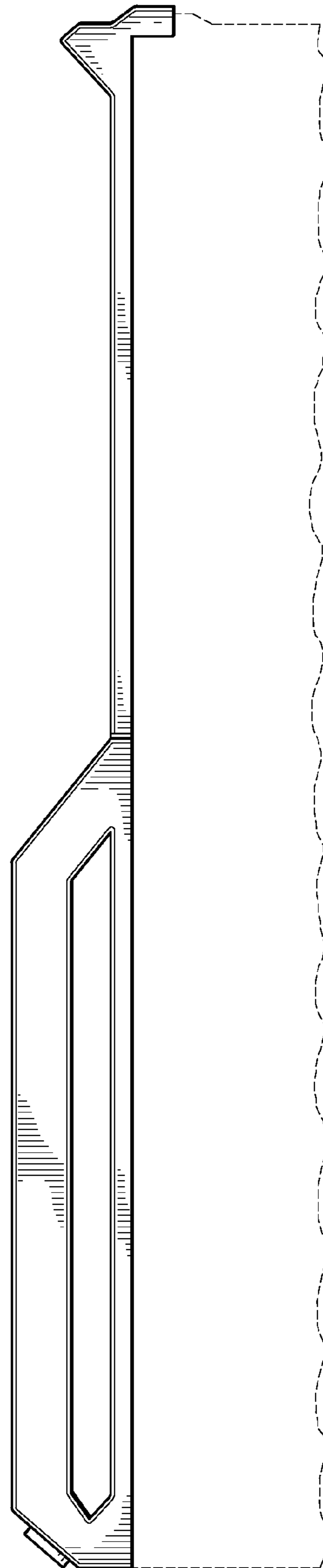


FIG. 7