



US00D588116S

(12) **United States Design Patent**  
**Martinez**

(10) **Patent No.:** **US D588,116 S**  
(45) **Date of Patent:** **\*\* Mar. 10, 2009**

(54) **AERIAL**

(75) Inventor: **Enrique Martinez**, Barcelona (ES)

(73) Assignee: **Advanced Automotive Antennas, S.L.**,  
Barcelona (ES)

(\*\*) Term: **14 Years**

(21) Appl. No.: **29/304,710**

(22) Filed: **Mar. 6, 2008**

(30) **Foreign Application Priority Data**

Sep. 6, 2007 (EM) ..... 000784327-0002

(51) **LOC (9) Cl.** ..... **14-03**

(52) **U.S. Cl.** ..... **D14/230**

(58) **Field of Classification Search** ..... D14/138,  
D14/230-238, 299, 358; D12/42, 43; 343/700 MS,  
343/700 R-705, 711-713, 741, 748, 767,  
343/795, 819, 840, 846, 866, 871-908; 455/90.2,  
455/90.3, 91, 128, 269, 344, 347, 562.1

See application file for complete search history.

(56) **References Cited**

**U.S. PATENT DOCUMENTS**

D555,154 S *	11/2007	Lin et al.	.....	D14/230
2003/0030593 A1 *	2/2003	Tomomatsu et al.	.....	343/895
2004/0066341 A1 *	4/2004	Ito et al.	.....	343/702
2004/0189542 A1 *	9/2004	Mori	.....	343/895
2005/0280588 A1 *	12/2005	Fujikawa et al.	.....	343/702

2006/0152415 A1 *	7/2006	Huang et al.	.....	343/700 MS
2006/0152429 A1 *	7/2006	Pan	.....	343/895
2008/0007463 A1 *	1/2008	Chen	.....	343/702
2008/0074326 A1 *	3/2008	Huang et al.	.....	343/700 MS
2008/0198089 A1 *	8/2008	Hsiao et al.	.....	343/850
2008/0204329 A1 *	8/2008	Taki et al.	.....	343/700 MS
2008/0218419 A1 *	9/2008	Murano et al.	.....	343/700 MS

\* cited by examiner

*Primary Examiner*—T. Chase Nelson  
*Assistant Examiner*—John Windmuller

(74) *Attorney, Agent, or Firm*—Honigman Miller Schwartz  
and Cohn LLP

(57) **CLAIM**

The ornamental design for an aerial, as shown and described.

**DESCRIPTION**

FIG. 1 is a top and front perspective view of my design,

FIG. 2 is a top plan view of FIG. 1,


FIG. 3 is a bottom plan view of FIG. 1,

FIG. 4 is a front plan view of FIG. 1, with the features in  
broken outline not shown, the rear plan view being a mirror  
image thereof; and,

FIG. 5 is a side plan view of FIG. 1, with the features in broken  
outline not shown.

The features shown in broken line are not part of the claimed  
design.

**1 Claim, 2 Drawing Sheets**



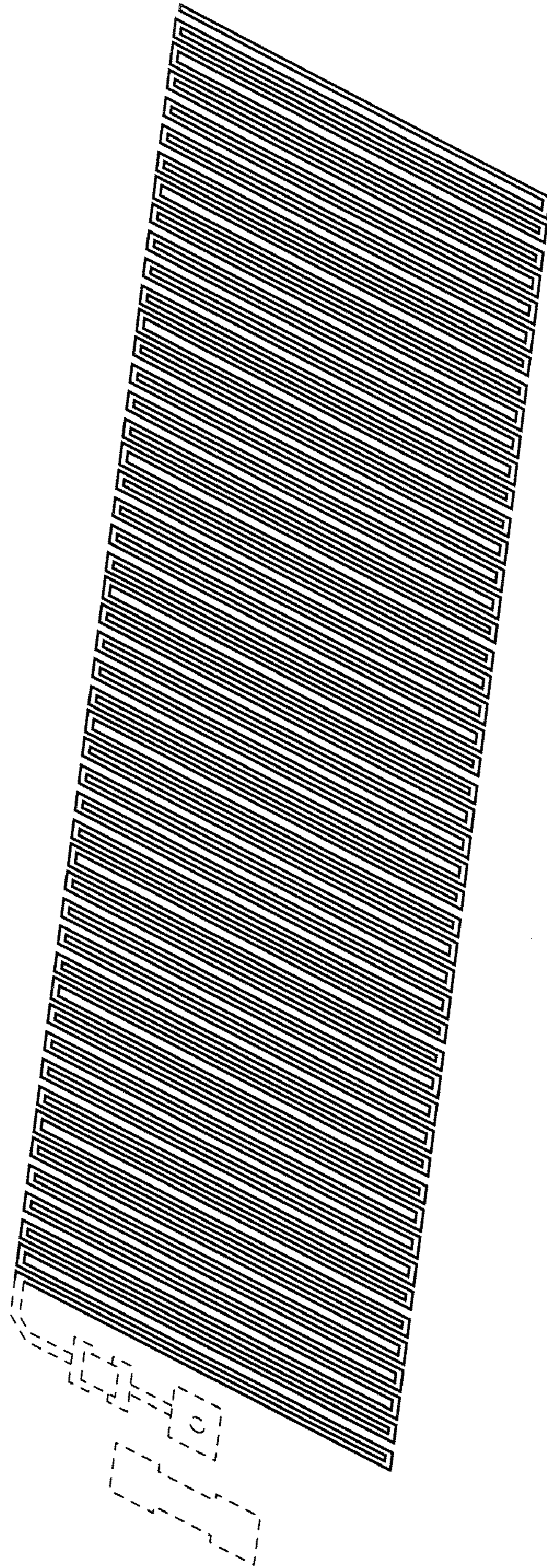


FIG. 1

FIG. 2




FIG. 3




FIG. 4



FIG. 5

