



US00D588104S

(12) **United States Design Patent**  
**Lee et al.**

(10) **Patent No.:** **US D588,104 S**  
(45) **Date of Patent:** **\*\* Mar. 10, 2009**

(54) **SPEAKER**

(75) Inventors: **Sung-Ho Lee**, Seoul (KR); **Chol-Ho Hwang**, Suwon-si (KR)

(73) Assignee: **Samsung Electronics Co., Ltd.**, Suwon-Si (KR)

(\*\*) Term: **14 Years**

(21) Appl. No.: **29/322,192**

(22) Filed: **Jul. 30, 2008**

(51) **LOC (9) Cl.** ..... **14-01**

(52) **U.S. Cl.** ..... **D14/214**

(58) **Field of Classification Search** ..... D14/204,  
D14/210–216, 172, 217, 496, 507, 510; 181/143–144,  
181/147–148, 150–153, 157, 198–199; 381/300–303,  
381/306, 332–333, 336, 345, 361–364, 386–388  
See application file for complete search history.

(56) **References Cited**

**U.S. PATENT DOCUMENTS**

D272,343 S \* 1/1984 Matsubara ..... D14/214  
D360,209 S \* 7/1995 Sheu ..... D14/215

D518,817 S \* 4/2006 Ching ..... D14/214  
D542,272 S \* 5/2007 Shiono ..... D14/214

\* cited by examiner

*Primary Examiner*—Nanda Bondade

(74) *Attorney, Agent, or Firm*—Staas & Halsey LLP

(57) **CLAIM**

The ornamental design for a speaker, as shown and described.

**DESCRIPTION**

FIG. 1 is a perspective view of a speaker according to our new design;

FIG. 2 is a front elevational view thereof;

FIG. 3 is a rear elevational view thereof;

FIG. 4 is a left side elevational view thereof;

FIG. 5 is a right side elevational view thereof;

FIG. 6 is a top plan view thereof;

FIG. 7 is a bottom plan view thereof; and,

FIG. 8 is a perspective view of the speaker according to our new design in a state in which the speaker is open when used.

**1 Claim, 7 Drawing Sheets**

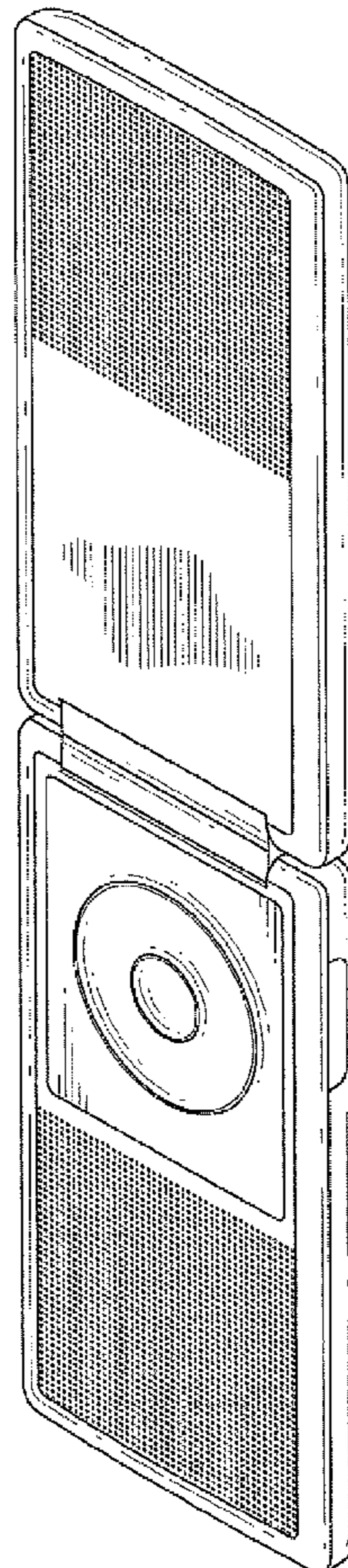
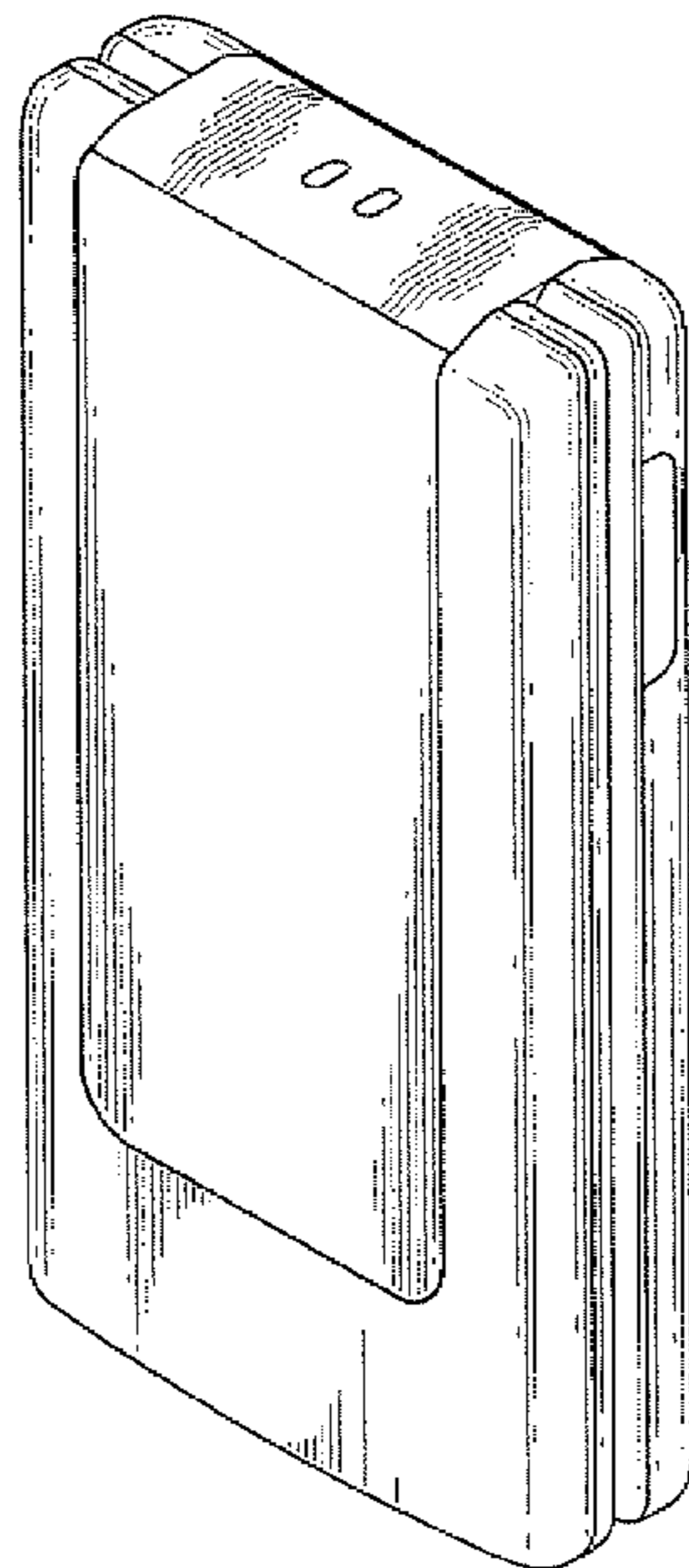


FIG. 1

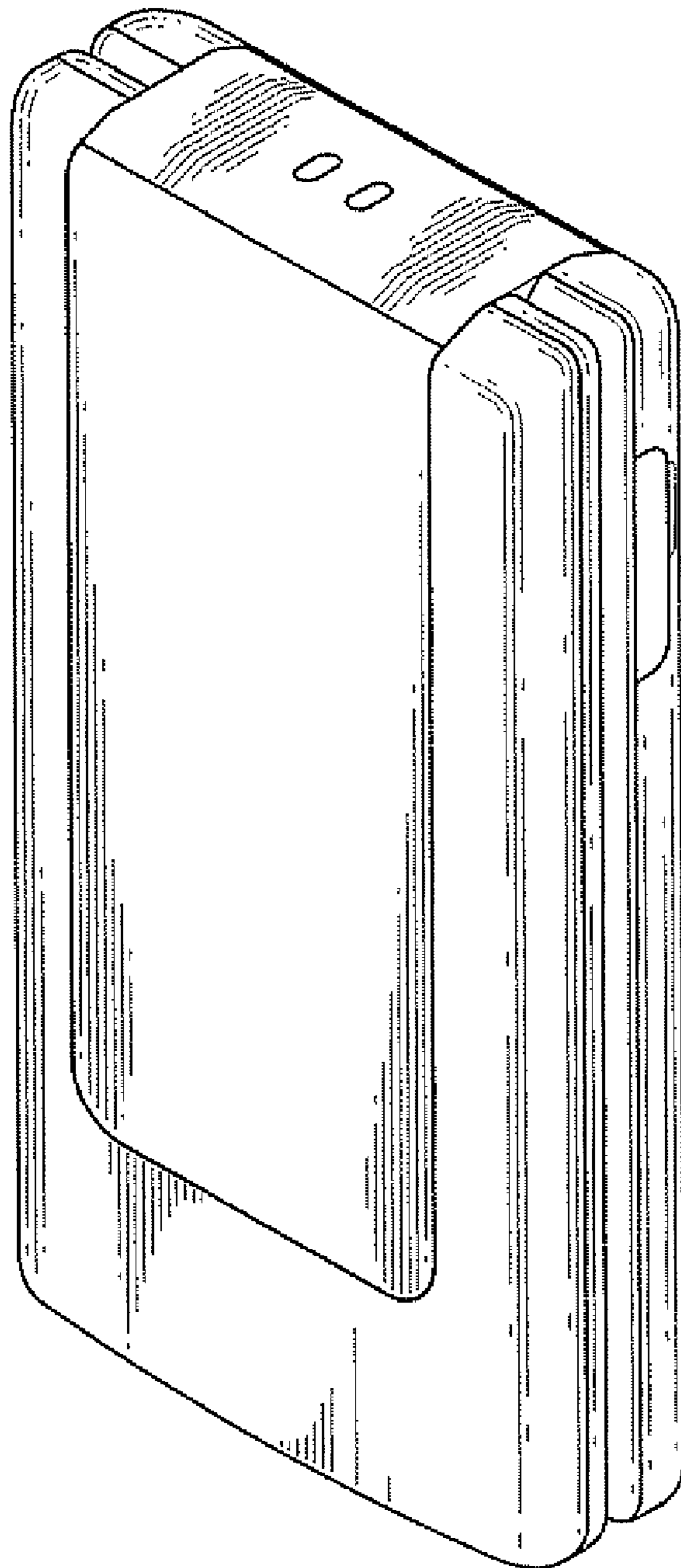


FIG. 2




FIG. 3




FIG. 4

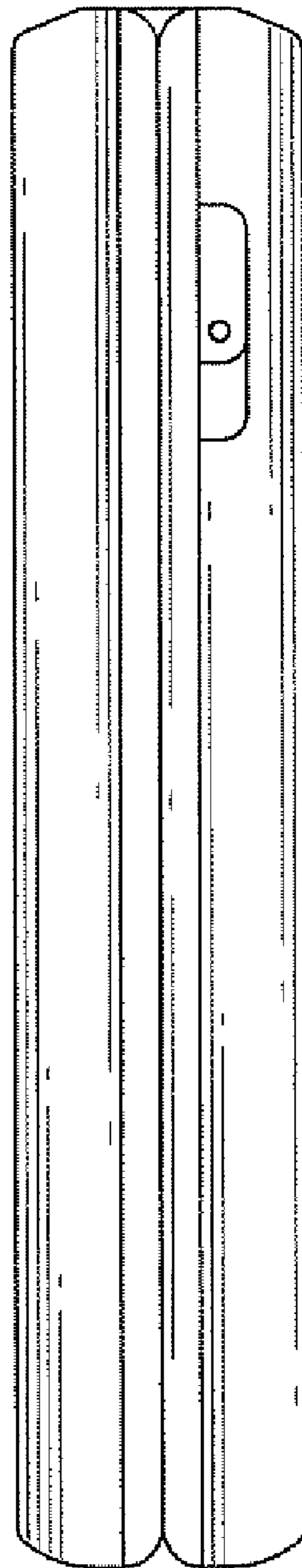


FIG. 5




FIG.6

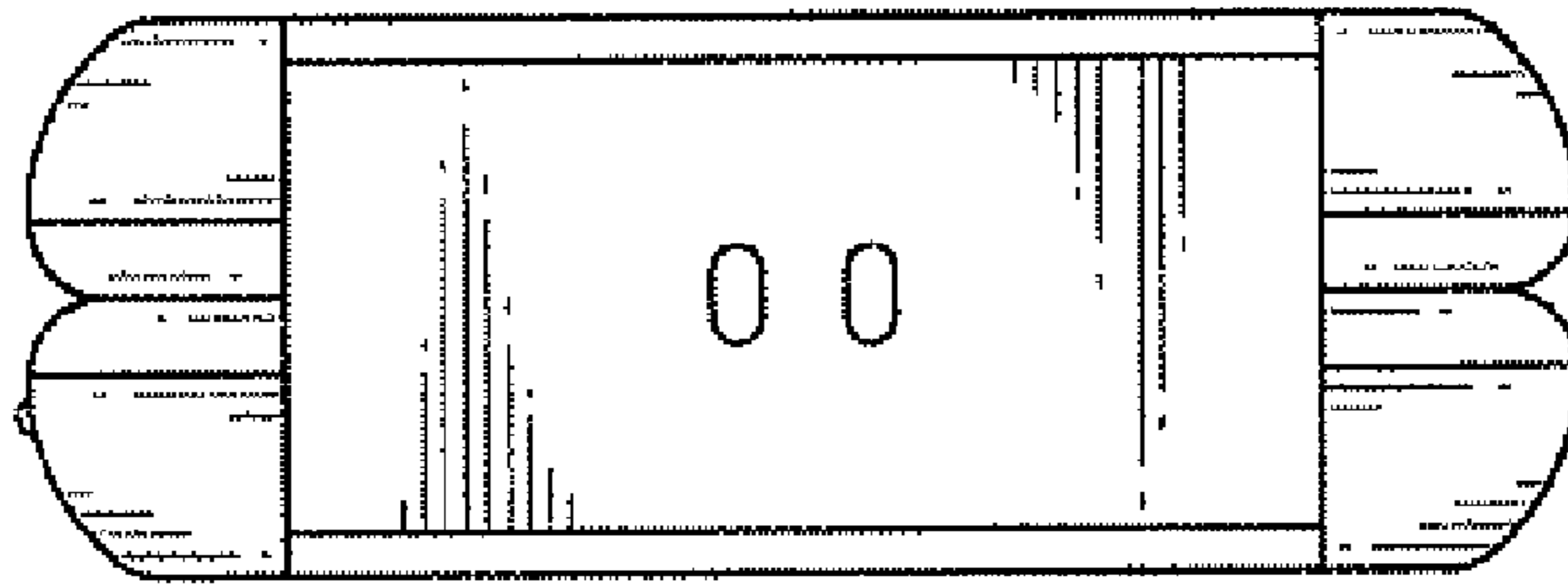


FIG.7




FIG. 8

