



US00D588097S

(12) **United States Design Patent**
Tanaka

(10) **Patent No.:** **US D588,097 S**
(45) **Date of Patent:** **** Mar. 10, 2009**

(54) **AMPLIFIER**
(75) Inventor: **Junichi Tanaka**, Meguro (JP)
(73) Assignee: **Pioneer Kabushiki Kaisha**, Tokyo (JP)
(**) Term: **14 Years**
(21) Appl. No.: **29/274,919**
(22) Filed: **Jun. 7, 2007**
(30) **Foreign Application Priority Data**
Dec. 11, 2006 (JP) 2006-034029

(51) **LOC (9) Cl.** **14-03**
(52) **U.S. Cl.** **D14/188**
(58) **Field of Classification Search** D14/168,
D14/169, 179, 188, 194-198, 215, 217, 257,
D14/265, 299; 330/1 R, 3, 4, 250; 381/86,
381/120; 455/344-351
See application file for complete search history.

(56) **References Cited**

U.S. PATENT DOCUMENTS

D322,069 S * 12/1991 Seror D14/188
D343,395 S * 1/1994 Kakizaki D14/188
D416,558 S * 11/1999 Harrington D14/188
D429,716 S * 8/2000 Horikoshi D14/188
D571,781 S * 6/2008 Yamamoto et al. D14/188

FOREIGN PATENT DOCUMENTS

JP S-1201397 4/2004

JP S-1226016 12/2004
JP S-1258769 12/2005
JP S-1258868 12/2005
JP S-126302 2/2006

OTHER PUBLICATIONS

Pioneer Carrozeria Catalogue; pp. 19-26, 51 & 53; Oct. 2003.
Pioneer Car Audio Preview 2001 Catalogue; pp. 6-7 & 10-13.; 2000.
Pioneer In Car Entertainment Guide Catalogue; pp. 16, 17, 20, 21,
24-27, 30, 31 & 40-43.

* cited by examiner

Primary Examiner—Stella M Reid

Assistant Examiner—Keli L Hill

(74) *Attorney, Agent, or Firm*—Oliff & Berridge, PLC

(57) **CLAIM**

The ornamental design for an amplifier, as shown and described.

DESCRIPTION

FIG. 1 is a front view of an amplifier;

FIG. 2 is a rear view thereof;

FIG. 3 is a left-side view thereof;

FIG. 4 is a right-side view thereof;

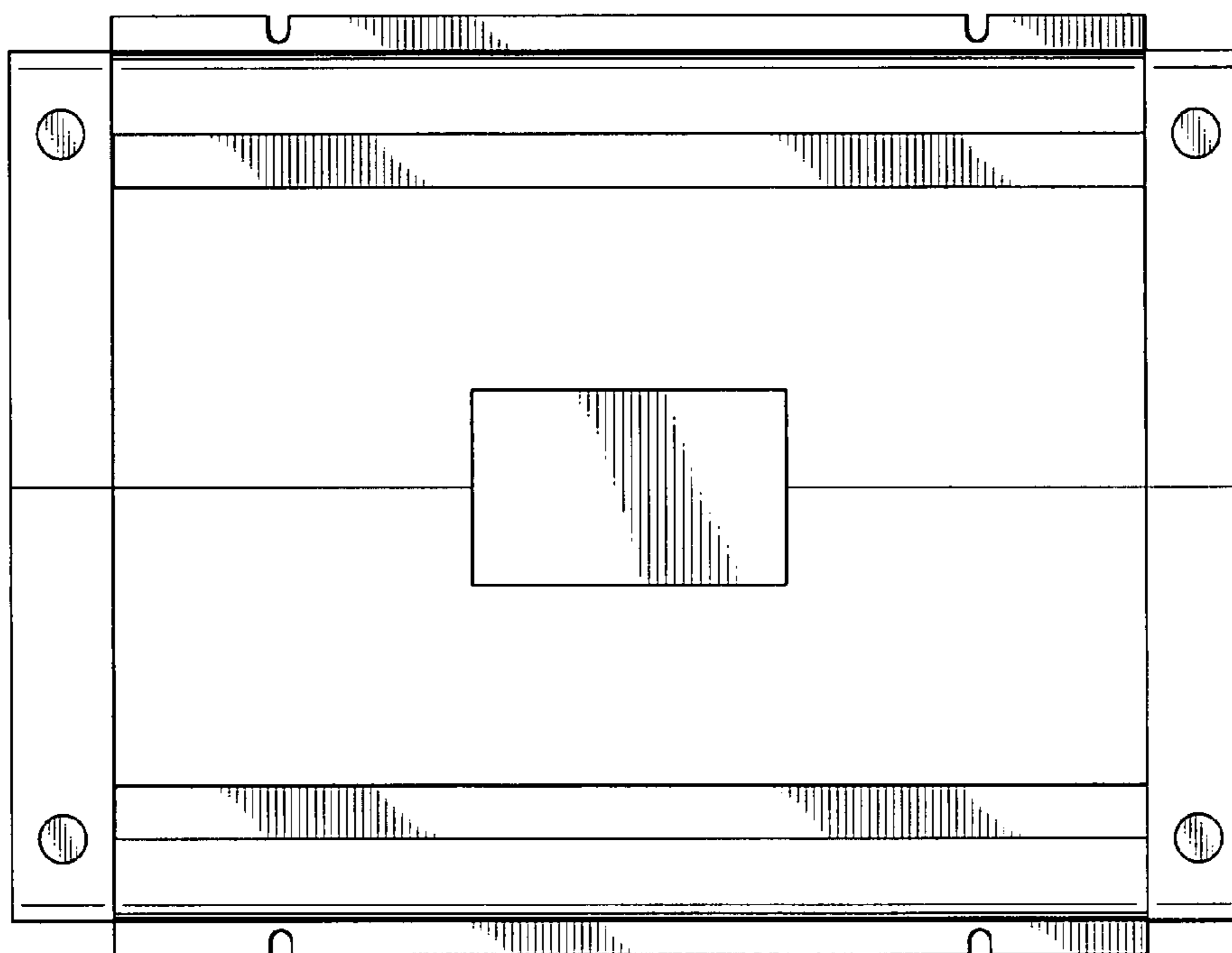
FIG. 5 is a top view thereof;

FIG. 6 is a bottom view thereof; and,

FIG. 7 is a perspective view thereof.

The broken lines depict environmental subject matter only and form no part of the claimed design.

1 Claim, 4 Drawing Sheets



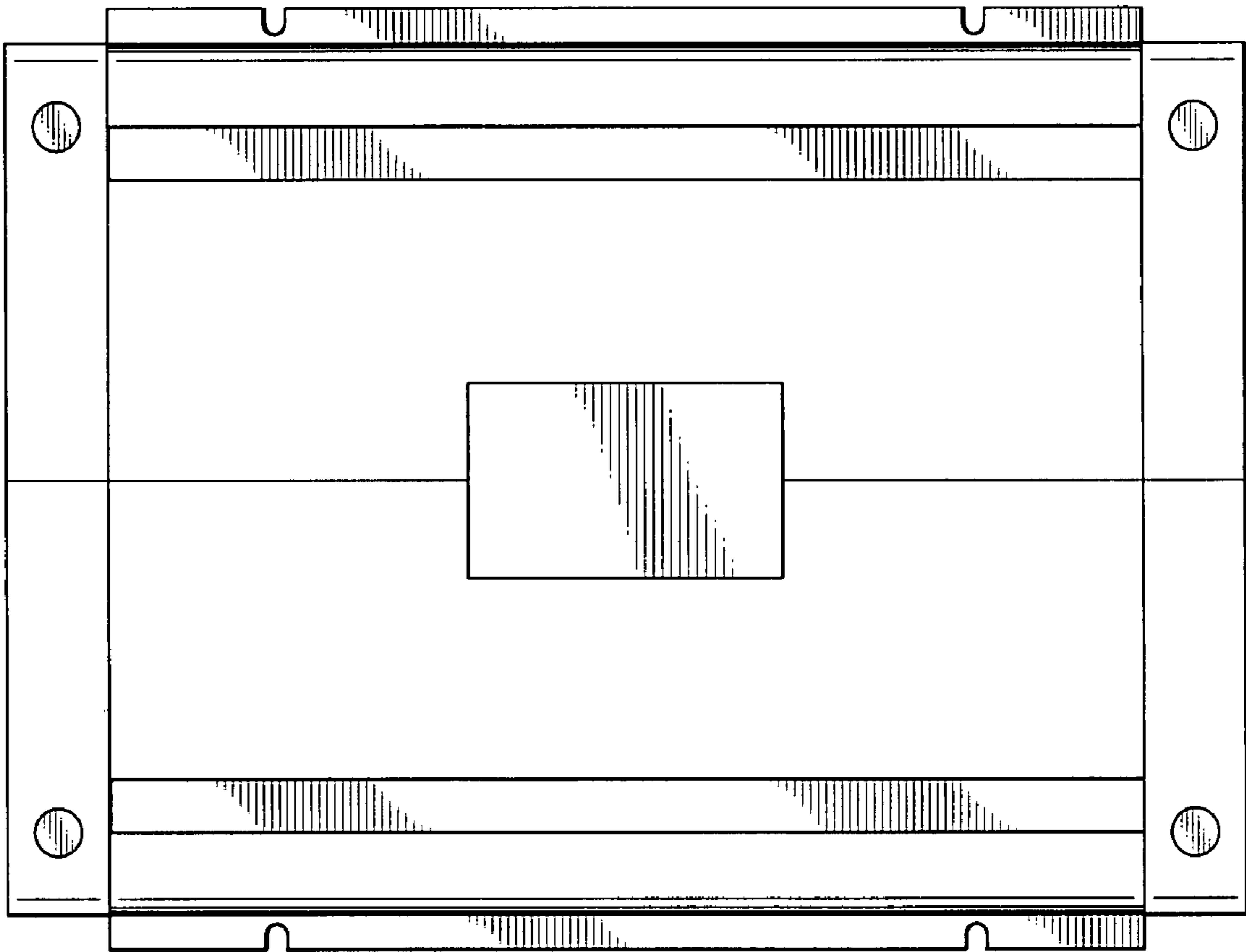


FIG. 1

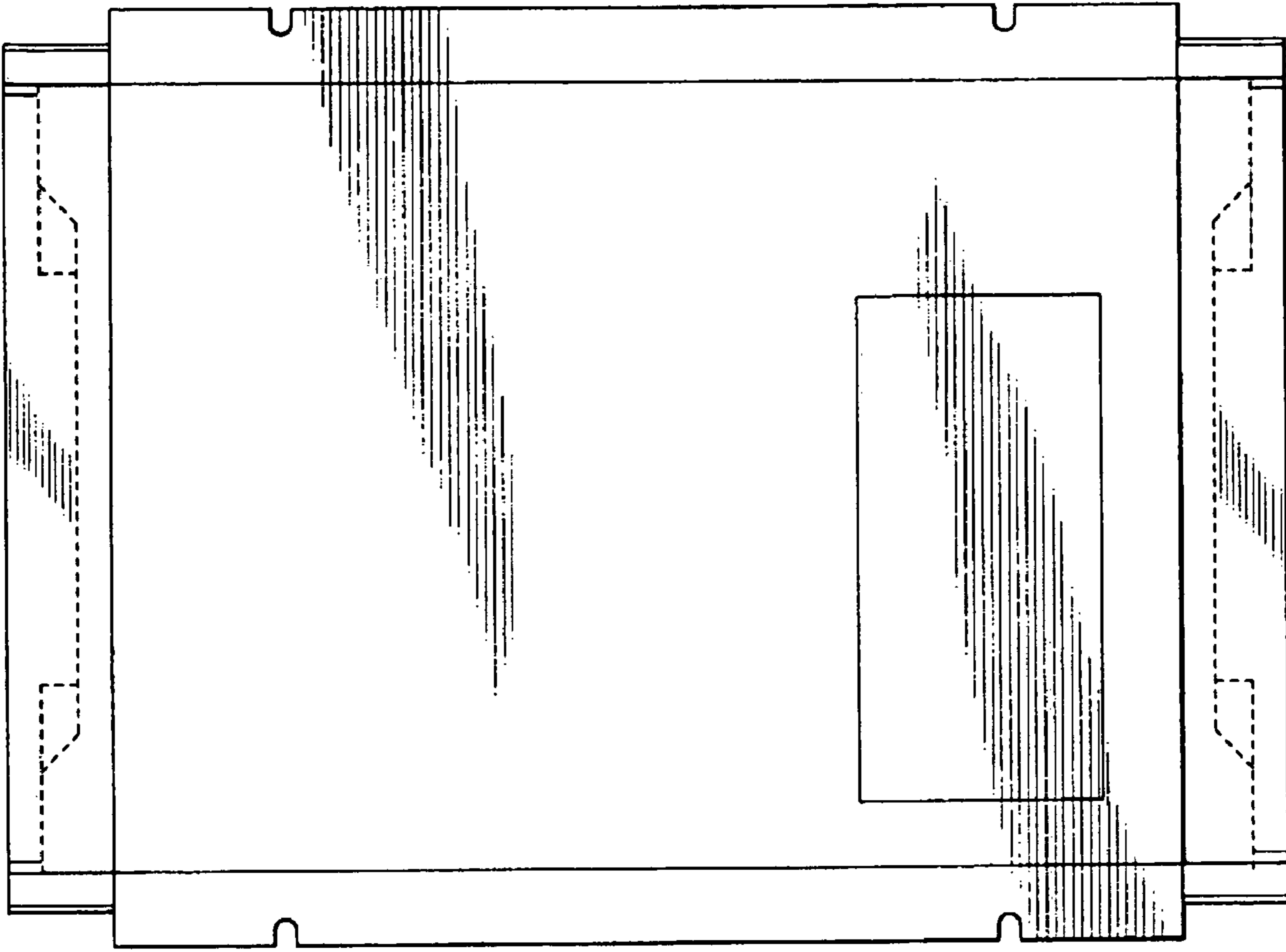


FIG. 2




FIG. 3




FIG. 4




FIG. 5




FIG. 6

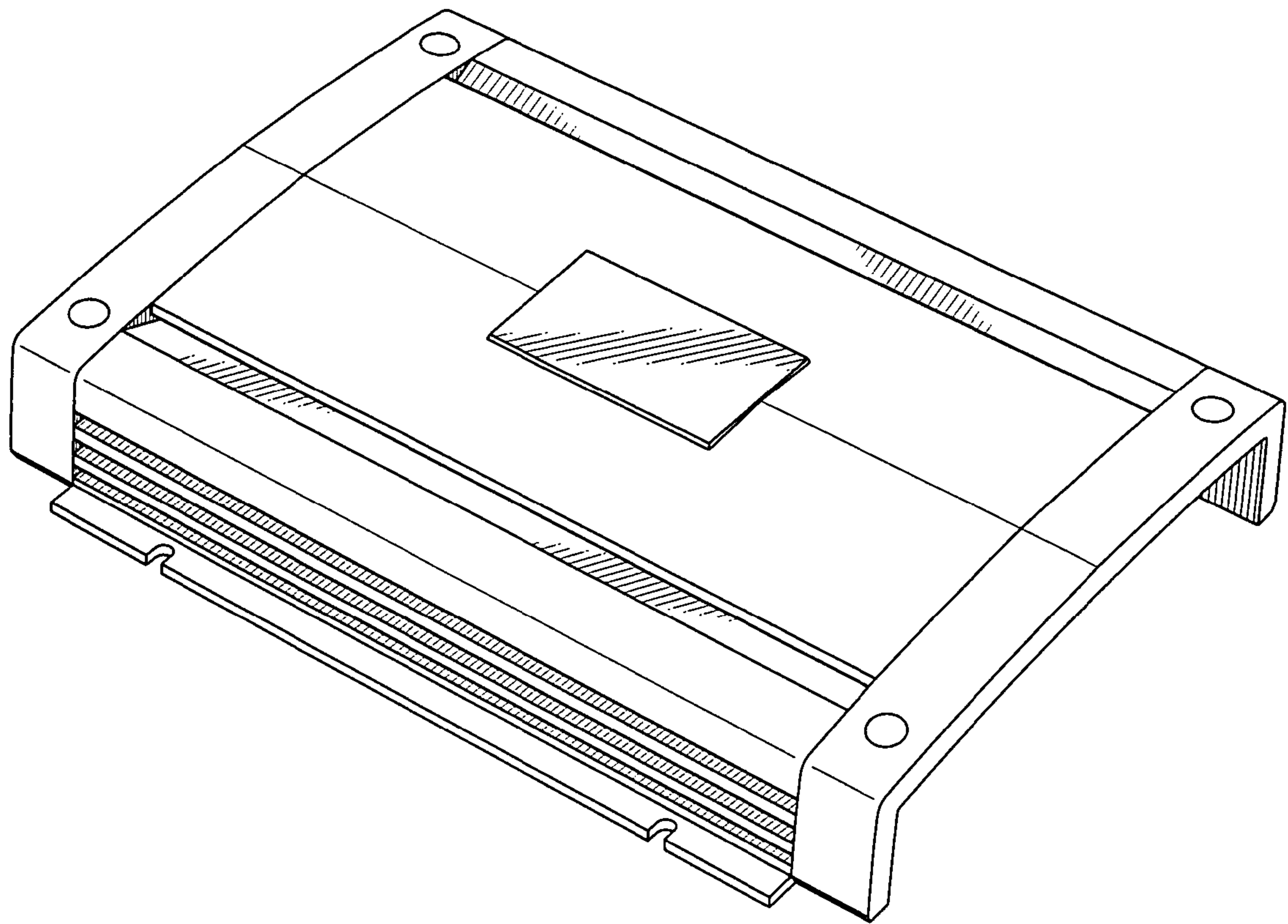


FIG. 7