



US00D588087S

(12) **United States Design Patent**
Stone

(10) **Patent No.:** **US D588,087 S**
(45) **Date of Patent:** **** Mar. 10, 2009**

(54) **HANDSET**

(75) Inventor: **Adam Stone**, Hackney (GB)

(73) Assignee: **Nokia Corporation**, Espoo (FI)

(**) Term: **14 Years**

(21) Appl. No.: **29/299,229**

(22) Filed: **Dec. 20, 2007**

(30) **Foreign Application Priority Data**

Jun. 20, 2007 (FI) M20070120

(51) **LOC (9) Cl.** **14-03**

(52) **U.S. Cl.** **D14/138 AA**

(58) **Field of Classification Search** D14/137,
D14/138 R, 138 AA, 138 AB, 138 AD, 138 C,
D14/138 G, 143-144, 147-148, 156, 218,
D14/247-248, 341-347, 390, 399, 455-456,
D14/496; D13/164, 168; D16/208; D21/329,
D21/331, 333, 517; 343/702; 348/14.01-14.02;
361/814; 379/433.01-433.13; 439/165;
455/90.3, 556.1-556.2, 566, 575.1, 575.3,
455/575.4

See application file for complete search history.

(56) **References Cited**

U.S. PATENT DOCUMENTS

D514,079 S * 1/2006 Lai D14/138 AA
D545,800 S * 7/2007 Ou et al. D14/138 AA
D546,316 S * 7/2007 Wu et al. D14/138 AA
D549,208 S * 8/2007 Huang et al. D14/138 AA
D554,101 S * 10/2007 Hu D14/138 AA
D555,141 S * 11/2007 Ho D14/138 AA
D563,379 S * 3/2008 Mai et al. D14/138 AA

D564,483 S * 3/2008 He D14/138 AA
D569,824 S * 5/2008 Cobb et al. D14/138 AA
D572,700 S * 7/2008 Kwon et al. D14/138
D576,589 S * 9/2008 Montin et al. D14/138 R
D576,993 S * 9/2008 Park et al. D14/138 R
2007/0287302 A1 * 12/2007 Lindberg et al. 439/38

OTHER PUBLICATIONS

Asus V80, announced Jul. 2006, <URL:http://www.gsmarena.com/asus_v80-pictures-1728.php>, retrieved from internet Oct. 22, 2008 11:03:24 PM.*

O2 Jet, Oct. 2006, <URL:http://www.gsmarena.com/o2_jet-pictures-1735.php>, retrieved from internet Oct. 22, 2008 11:10:00 PM.*

Nokia Model #6275i, Nokia Corporation, 1 color sheet of photographs, disclosed on or about Jun. 19, 2006.

* cited by examiner

Primary Examiner—Charles A Rademaker

Assistant Examiner—Carla Jobe Wright

(74) *Attorney, Agent, or Firm*—Banner & Witcoff, Ltd.

(57) **CLAIM**

The ornamental design for a handset, as shown and described.

DESCRIPTION

FIG. 1 is a top plan view of a handset showing my new design;

FIG. 2 is a right side view thereof;

FIG. 3 is a front view thereof;

FIG. 4 is a left side view thereof;

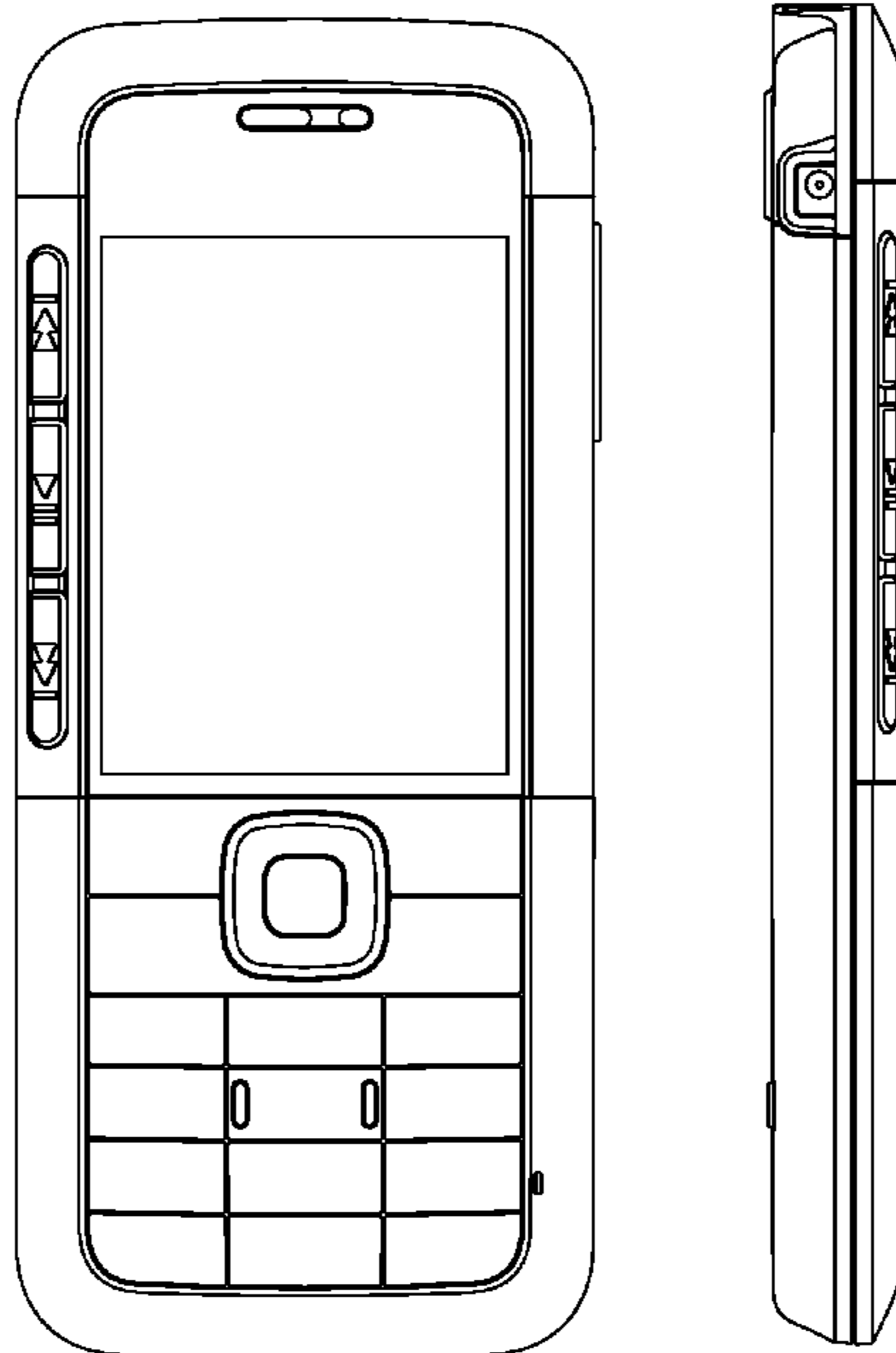
FIG. 5 is a bottom plan view thereof;

FIG. 6 is a rear view thereof;

FIG. 7 is a front perspective view thereof; and,

FIG. 8 is a rear perspective view thereof.

1 Claim, 3 Drawing Sheets






FIG. 1

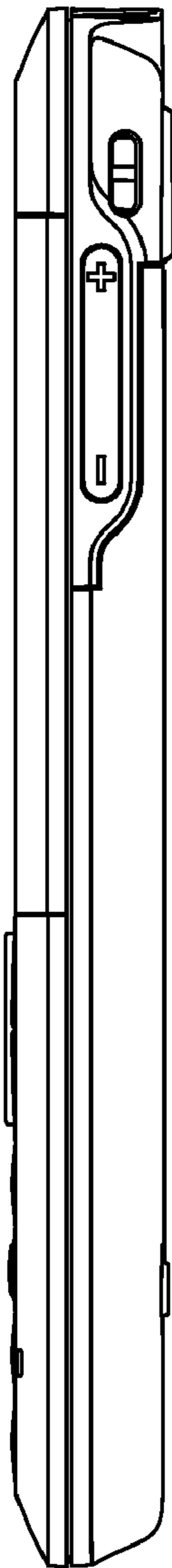


FIG. 2

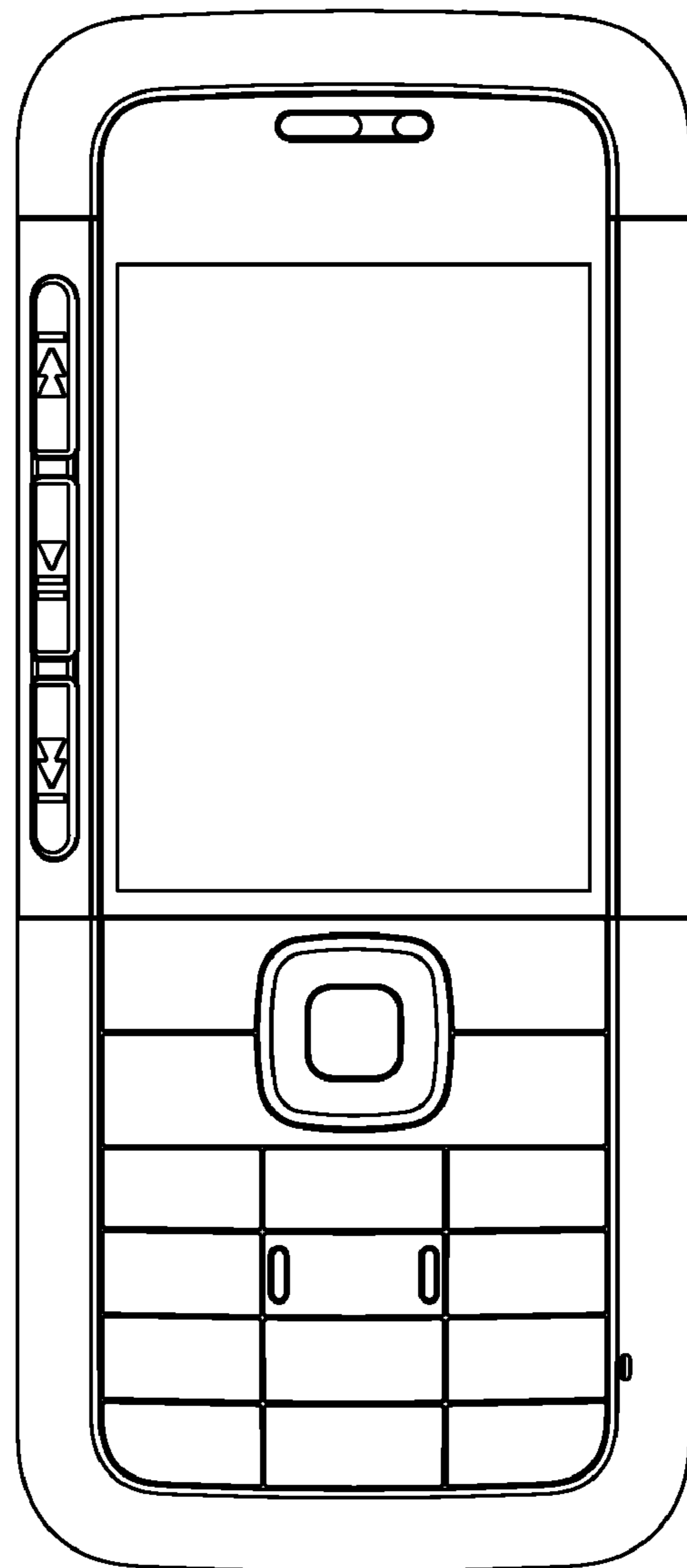


FIG. 3

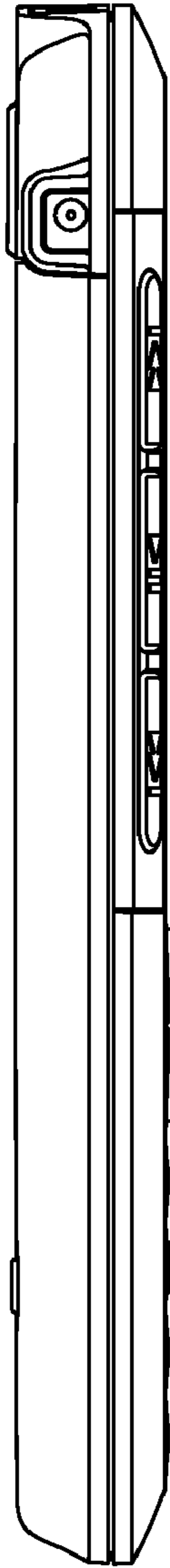


FIG. 4

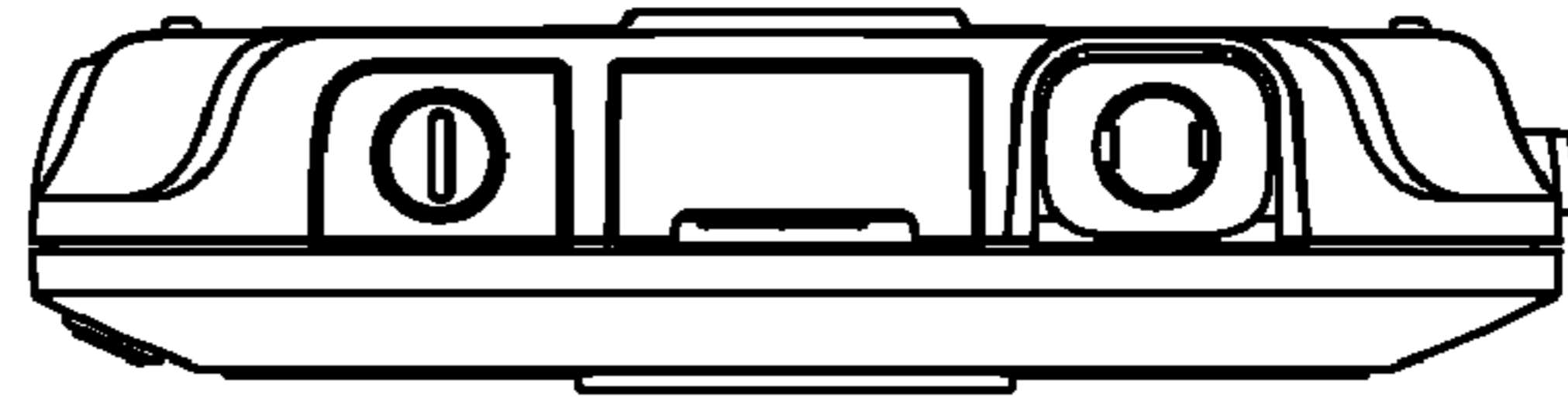


FIG. 5

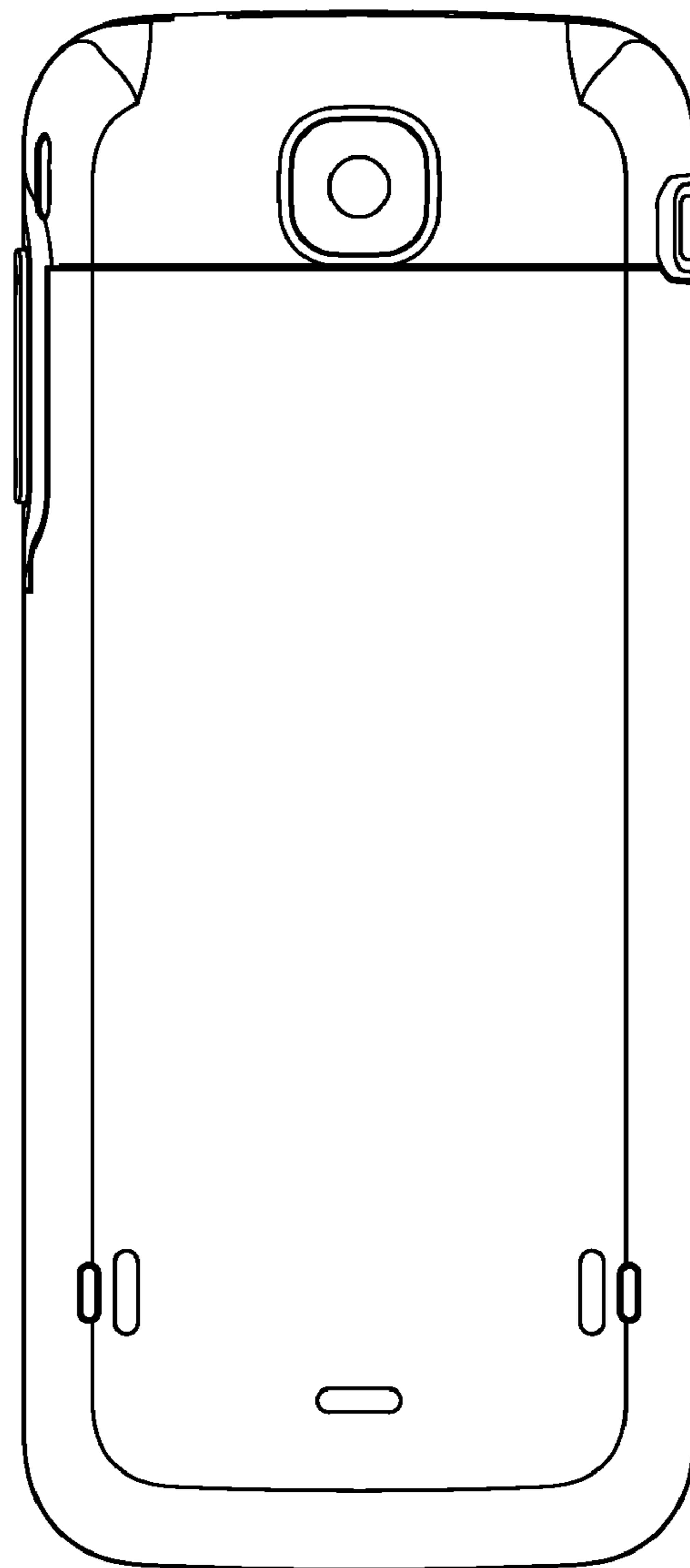


FIG. 6

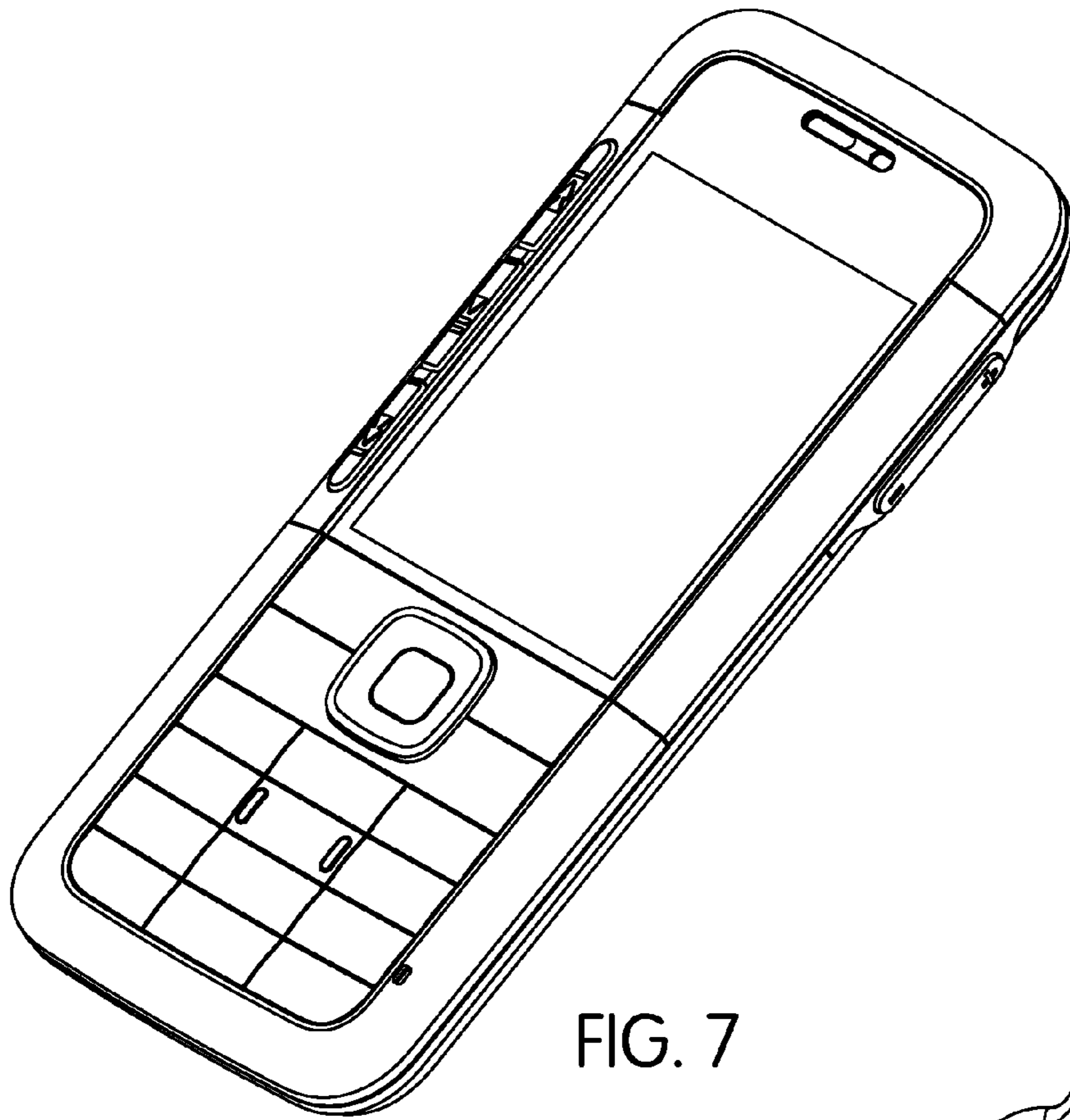


FIG. 7

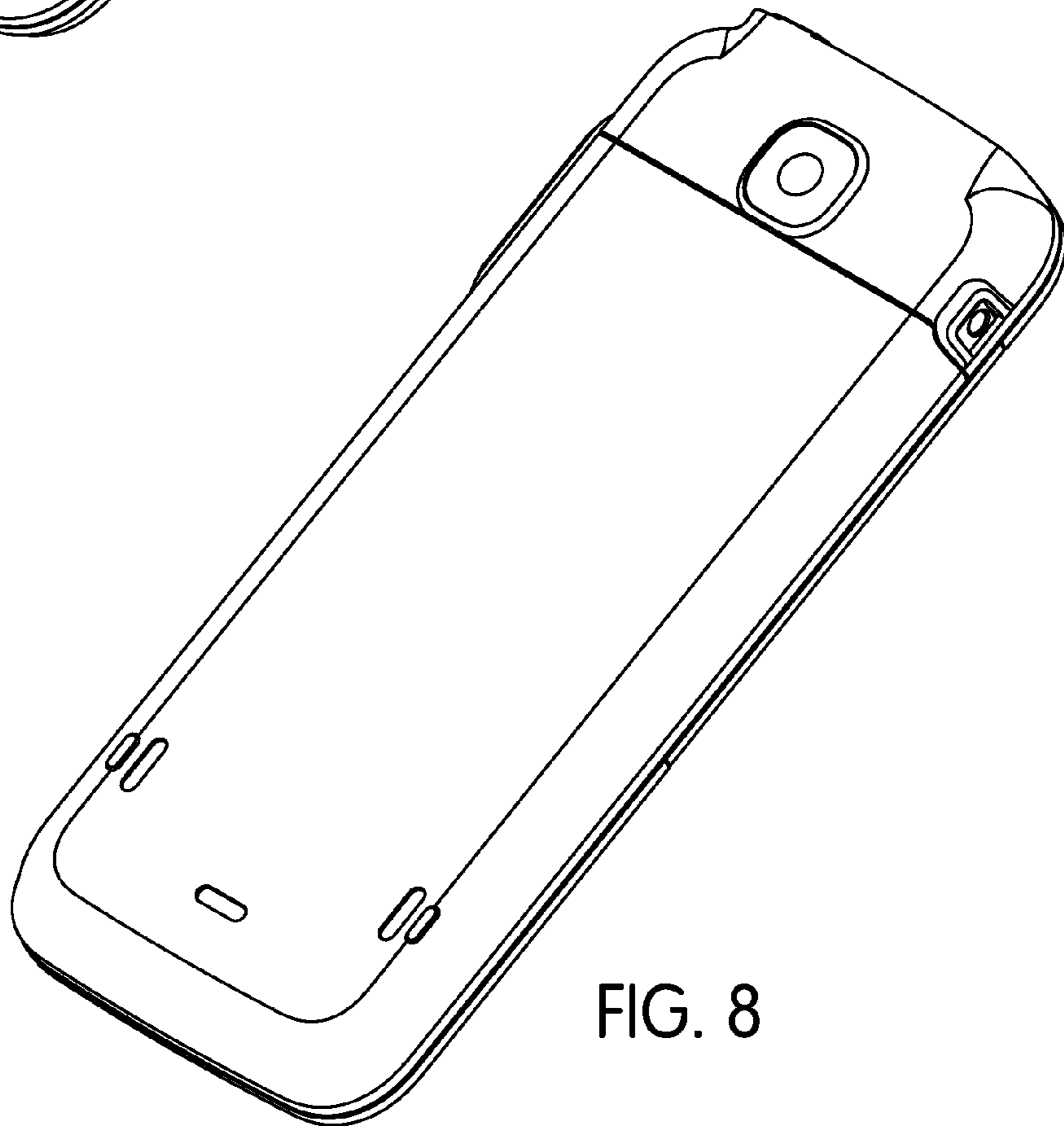


FIG. 8