



US00D588072S

(12) **United States Design Patent**
Hollner et al.

(10) **Patent No.:** **US D588,072 S**
(45) **Date of Patent:** **** Mar. 10, 2009**

(54) **LIGHTING CONTROL KEYPAD**

(75) Inventors: **Lance Hollner**, Gilbertsville, PA (US);
Nicholas Barbour, Quakertown, PA
(US); **Russikesh Kumar**, Jersey City, NJ
(US)

(73) Assignee: **Lutron Electronics Co., Inc.**,
Coopersburg, PA (US)

(**) Term: **14 Years**

(21) Appl. No.: **29/319,528**

(22) Filed: **Jun. 11, 2008**

Related U.S. Application Data

(62) Division of application No. 29/281,453, filed on Jun.
22, 2007, now Pat. No. Des. 573,956.

(51) **LOC (9) Cl.** **13-03**

(52) **U.S. Cl.** **D13/164**

(58) **Field of Classification Search** D13/162,
D13/164, 169, 170, 171; D10/108, 116,
D10/118; D8/353; 200/5 A, 293, 296, 297,
200/329, 333, 335, 339, 341, 520, 530, 552;
220/241; 307/125, 139; 315/291-296

See application file for complete search history.

(56) **References Cited**

U.S. PATENT DOCUMENTS

| | | |
|------------|---------|---------------|
| D412,491 S | 8/1999 | Mayo et al. |
| D421,246 S | 2/2000 | Mayo et al. |
| D422,567 S | 4/2000 | Mayo et al. |
| D436,930 S | 1/2001 | Butler |
| D437,834 S | 2/2001 | Mayo et al. |
| D441,723 S | 5/2001 | Mayo et al. |
| D442,558 S | 5/2001 | Mayo et al. |
| D453,742 S | 2/2002 | Butler et al. |
| D456,783 S | 5/2002 | Mayo et al. |
| D461,782 S | 8/2002 | Butler et al. |
| D465,460 S | 11/2002 | Mayo et al. |

(Continued)

OTHER PUBLICATIONS

Lutron Electronics Co., Inc., see Touch Ordering Guide, Jan. 2002, 4 pages.

Lutron Electronics Co., Inc., Switching Systems Technical Guide, Aug. 2004, pp. front cover, 23, rear cover.

(Continued)

Primary Examiner—Daniel D Bui

Assistant Examiner—Thomas J Johannes

(74) *Attorney, Agent, or Firm*—Mark E. Rose; Philip N. Smith

(57) **CLAIM**

We claim the ornamental design for a lighting control keypad, as shown and described.

DESCRIPTION

FIG. 1 is a perspective view of a lighting control keypad according to a first embodiment of our new design.

FIG. 2 is a front view thereof.

FIG. 3 is a left side view thereof.

FIG. 4 is a right side view thereof.

FIG. 5 is a top view thereof.

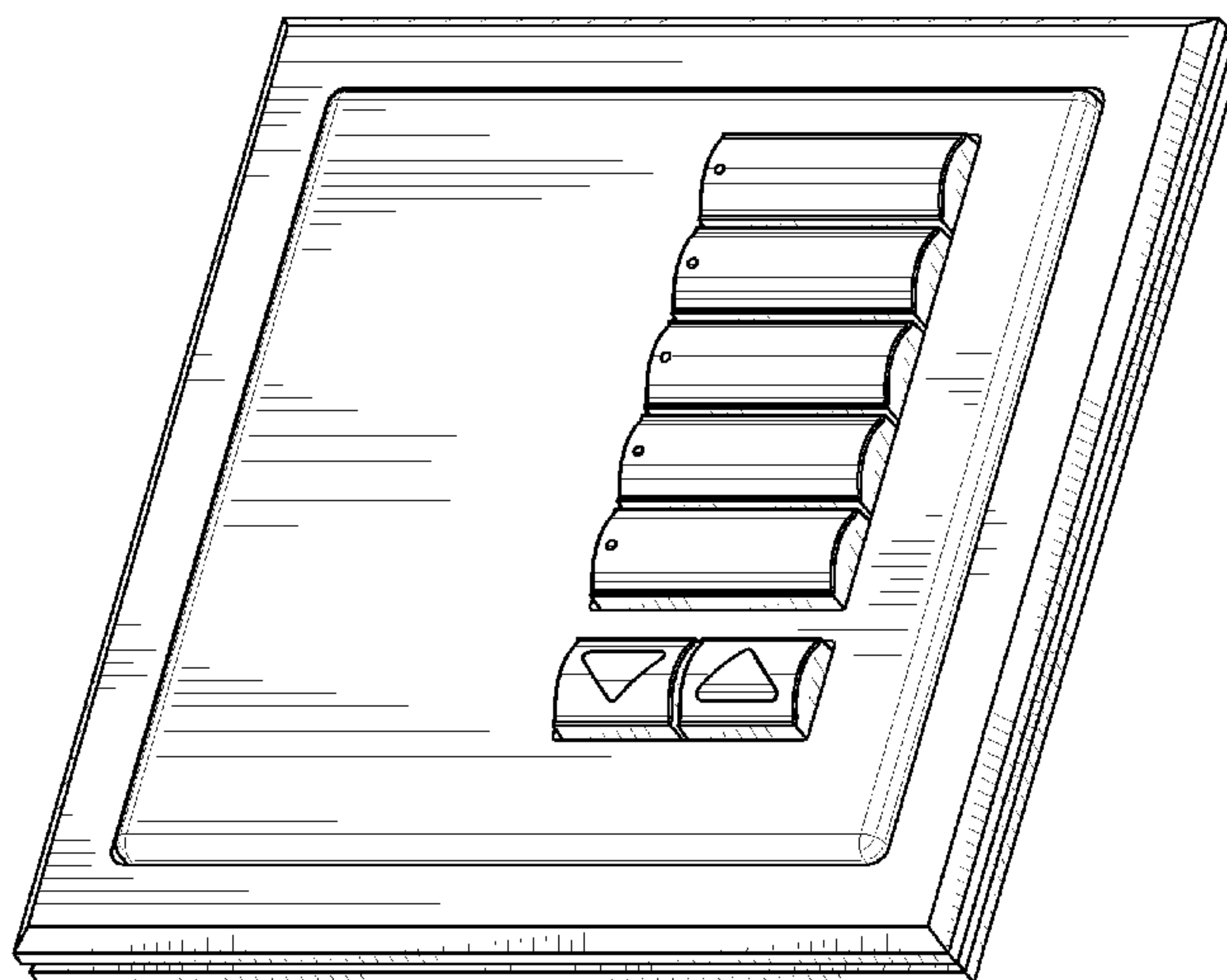
FIG. 6 is a bottom view thereof.

FIG. 7 is a perspective view of a lighting control keypad according to a second embodiment of our new design; and,

FIG. 8 is a front view thereof, the left side, right side, top, and bottom views, respectively, of the second embodiment being identical to the left side, right side, top, and bottom views of the first embodiment.

The rear views form no part of the design and are omitted. The portions of the drawings appearing in broken line are for environment only and do not form a part of the design.

1 Claim, 6 Drawing Sheets



U.S. PATENT DOCUMENTS

D465,770 S 11/2002 Bennett et al.
D466,090 S 11/2002 Bennett et al.
D466,091 S 11/2002 Bennett et al.
D466,484 S 12/2002 Bennett et al.
D475,024 S 5/2003 Bennett et al.
D475,025 S 5/2003 Bennett et al.
D487,429 S 3/2004 Bennett et al.
D490,061 S 5/2004 Bennett et al.
D509,805 S 9/2005 Spira
D510,073 S 9/2005 Jacoby et al.
D510,074 S 9/2005 Larson et al.
D516,041 S 2/2006 Hobart et al.
D541,221 S 4/2007 Spira
D545,771 S 7/2007 Jacoby et al.
D546,776 S 7/2007 Mierta et al.
D546,777 S 7/2007 Mierta et al.
D546,778 S 7/2007 Mierta et al.
D546,779 S 7/2007 Mierta et al.
D547,273 S 7/2007 Mierta et al.
D547,274 S 7/2007 Mierta et al.
D547,732 S 7/2007 Kumar
D549,183 S 8/2007 Hewson et al.
D551,177 S 9/2007 Larson et al.
D554,071 S 10/2007 Mayo et al.
D554,072 S 10/2007 Mayo et al.
D554,073 S 10/2007 Mayo et al.
D557,664 S 12/2007 Hewson et al.
D557,665 S 12/2007 Hewson et al.
D558,686 S 1/2008 Bhate et al.
D559,198 S 1/2008 Blair et al.
D560,619 S 1/2008 Hewson et al.

D567,767 S 4/2008 Hewson et al.

OTHER PUBLICATIONS

Dynalite Intelligent Light Pty Ltd, Light News, Aug. 2005, 8 pages, issue 2.
Dynalite Intelligent Light Pty Ltd, Revolution User Control Panels Brochure, not dated, 8 pages.
Dynalite Intelligent Light Pty Ltd, Revolution User Control Panels Datasheet, not dated, 4 pages.
Crestron Electronics, Inc., Integration: Solutions for Dealers, Consultants, and Programmers, 2005, pp. 1, 4, 9.
Crestron Electronics, Inc., Cameo Keypads Specification Sheet, Jul. 2006, 2 pages.
Crestron Electronics, Inc., Cameo Keypads Operations and Installation Guide, Feb. 2006, pp. front cover, i, 1-8, rear cover.
Lutron Electronics Co., Inc., Milenya Installation and User Guide, 2005, 20 pages.
U.S. Appl. No. 29/269,721, filed Dec. 7, 2006, Hewson et al.
U.S. Appl. No. 29/269,735, filed Dec. 7, 2006, Hewson et al.
U.S. Appl. No. 29/269,737, filed Dec. 7, 2006, Hewson et al.
U.S. Appl. No. 29/269,717, filed Dec. 7, 2006, Hewson et al.
U.S. Appl. No. 29/269,714, filed Dec. 7, 2006, Hewson et al.
U.S. Appl. No. 29/281,195, filed Jun. 18, 2007, Biery et al.
U.S. Appl. No. 29/281,451, filed Jun. 22, 2007, Hollner.
U.S. Appl. No. 29/281,452, filed Jun. 22, 2007, Hollner et al.
U.S. Appl. No. 29/281,453, filed Jun. 22, 2007, Hollner et al.
U.S. Appl. No. 29/281,454, filed Jun. 22, 2007, Hollner.
U.S. Appl. No. 29/281,455, filed Jun. 22, 2007, Hollner et al.
U.S. Appl. No. 29/281,456, filed Jun. 22, 2007, Hollner et al.
U.S. Appl. No. 29/296,204, filed Oct. 16, 2007, Bhate et al.
U.S. Appl. No. 29/296,207, filed Oct. 16, 2007, Bhate et al.
U.S. Appl. No. 29/293,669, filed Dec. 4, 2007, Biery et al.

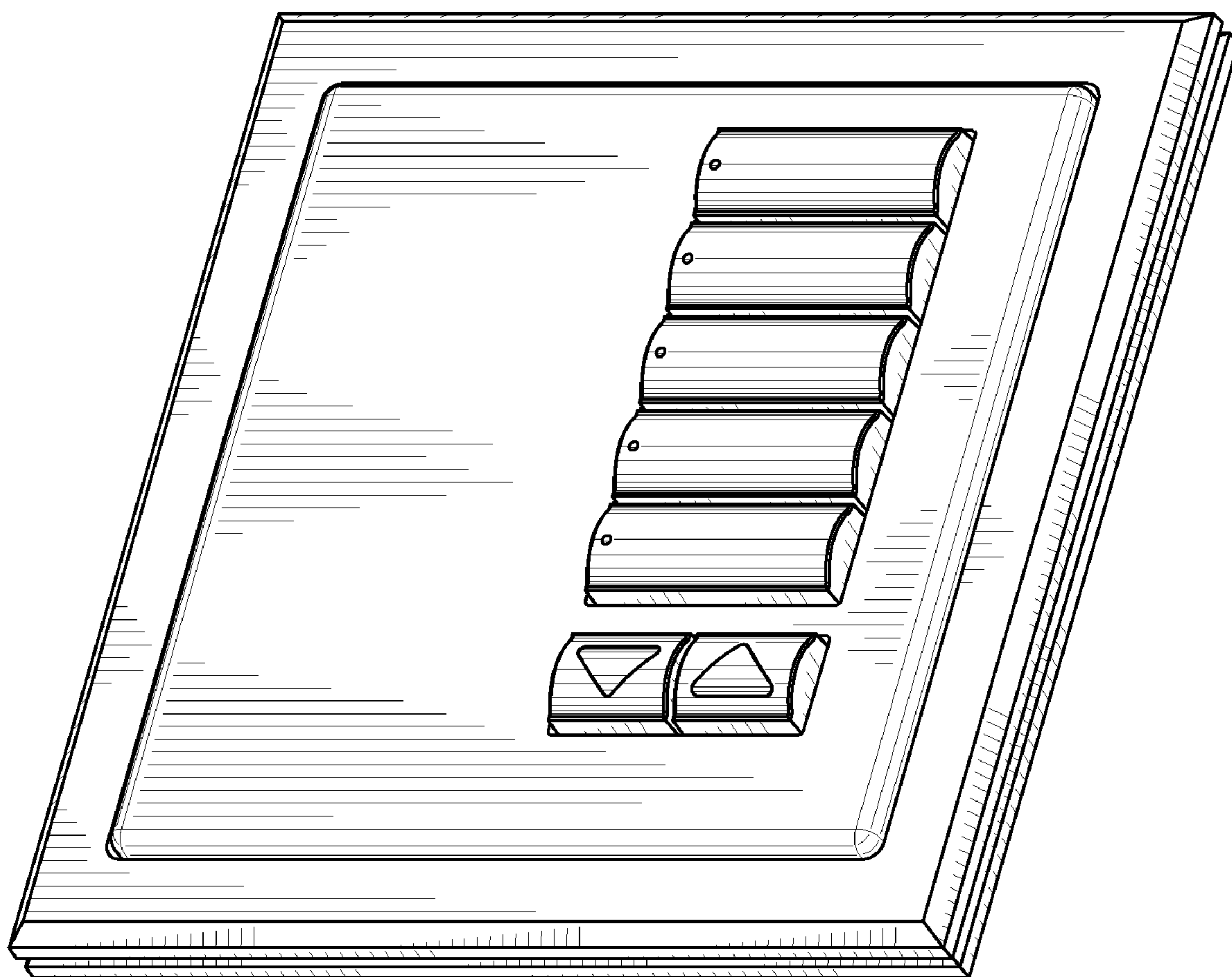


Fig. 1

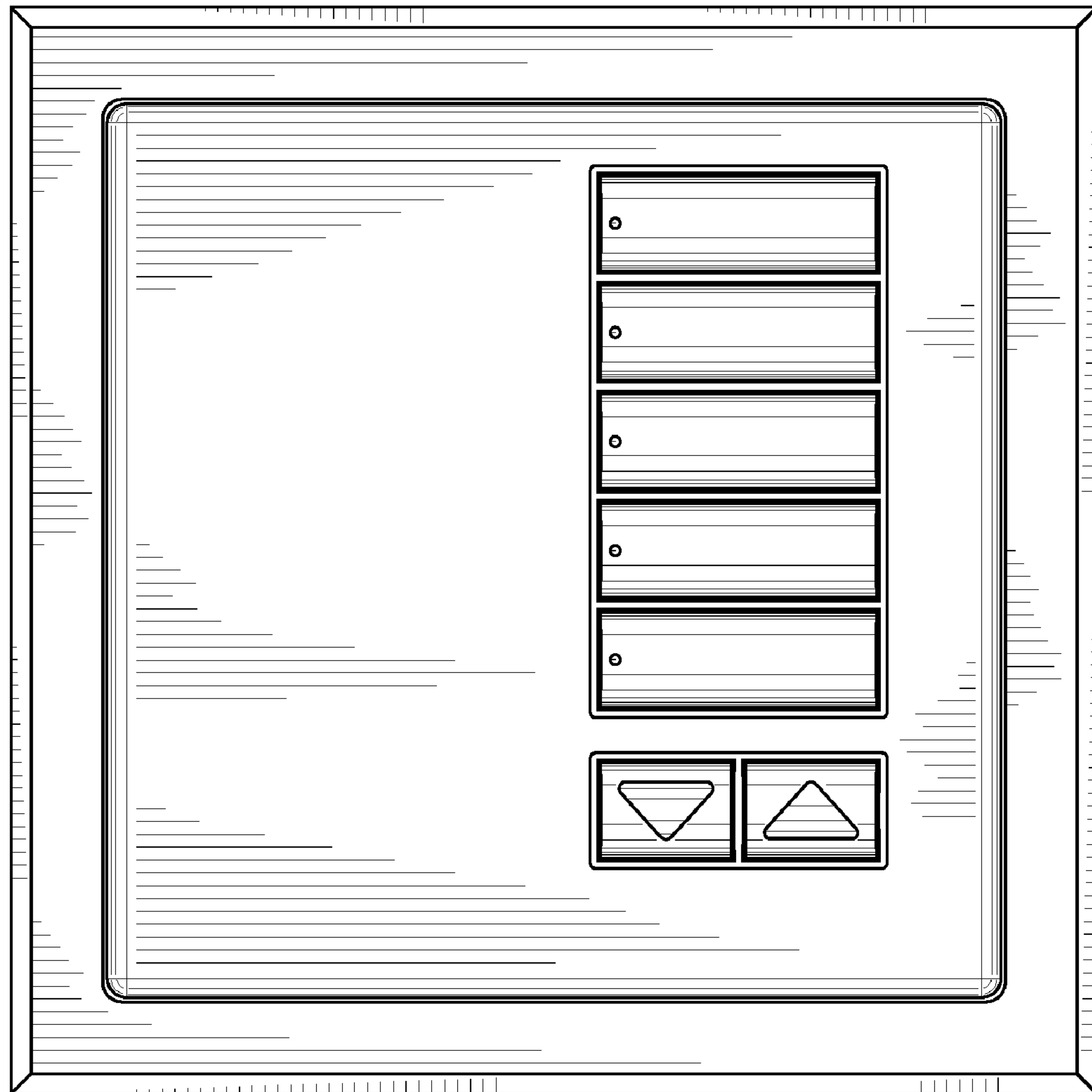


Fig. 2

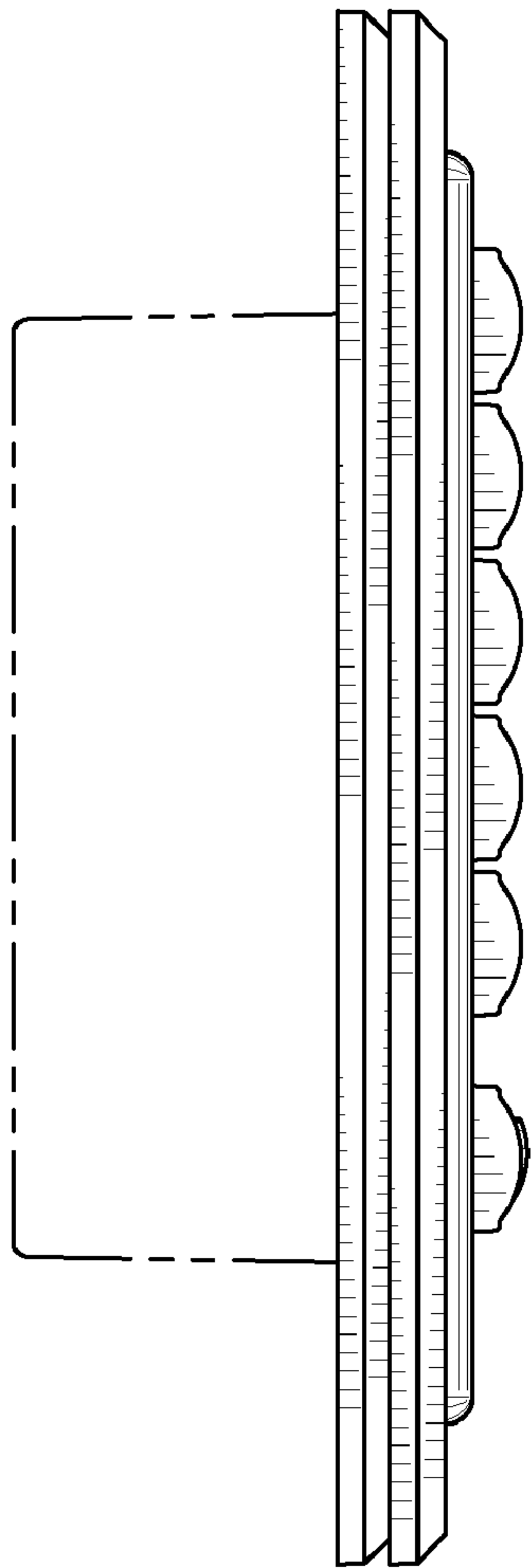


Fig. 3

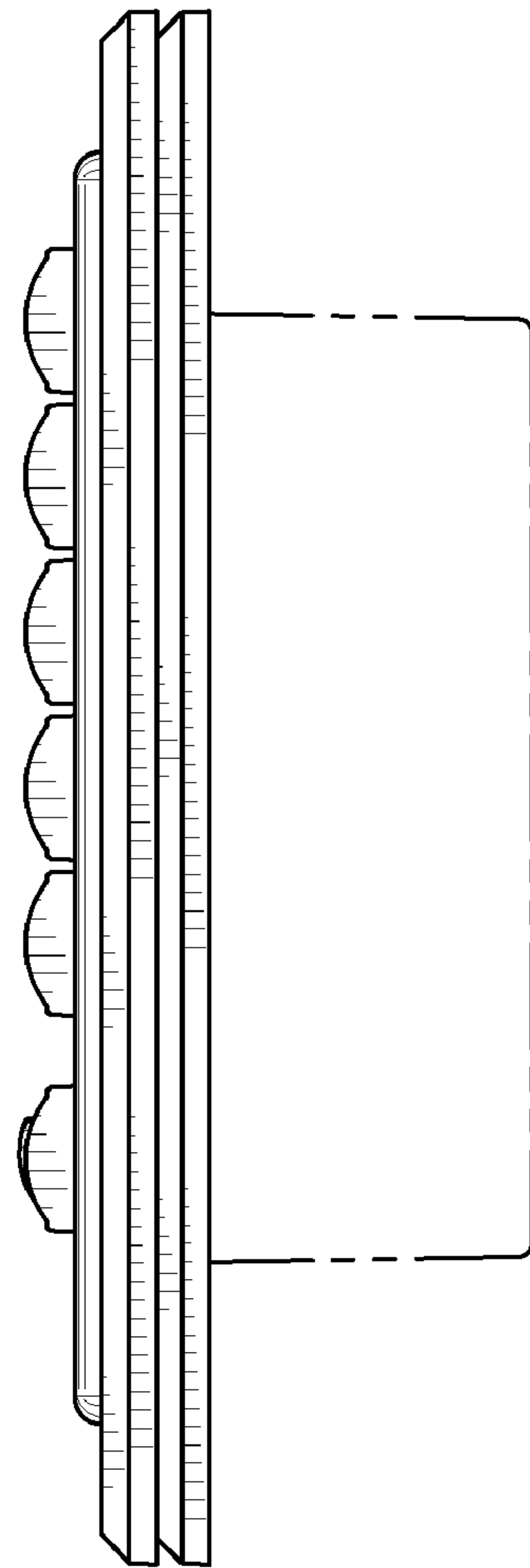


Fig. 4

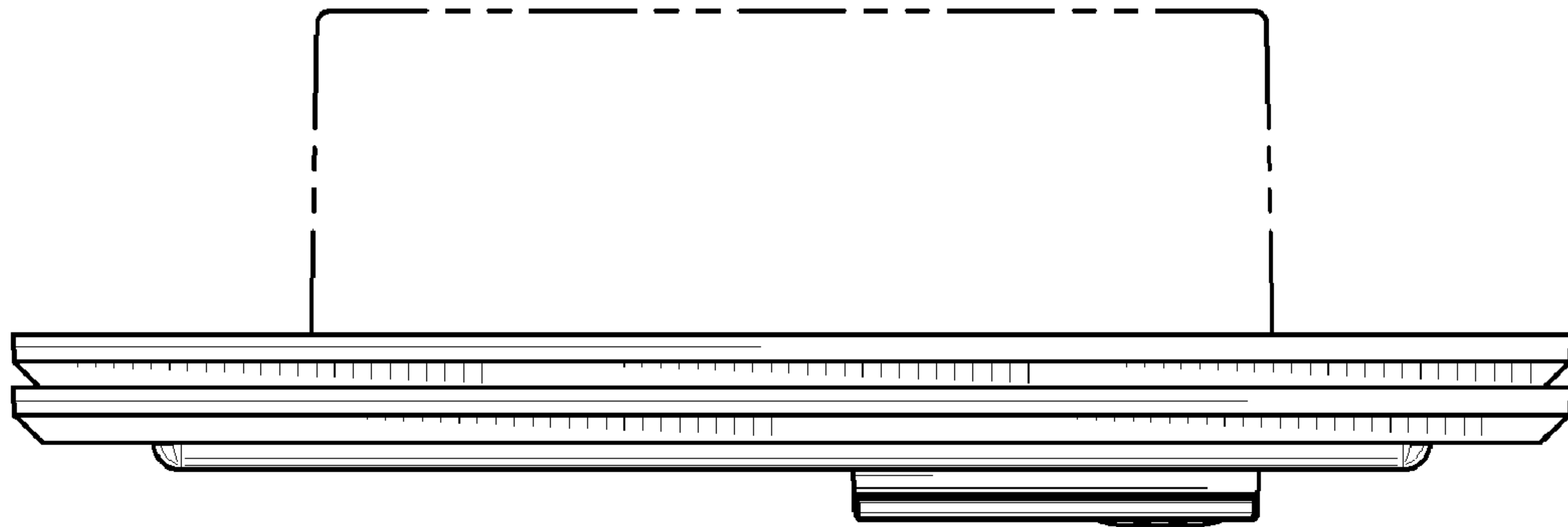


Fig. 5

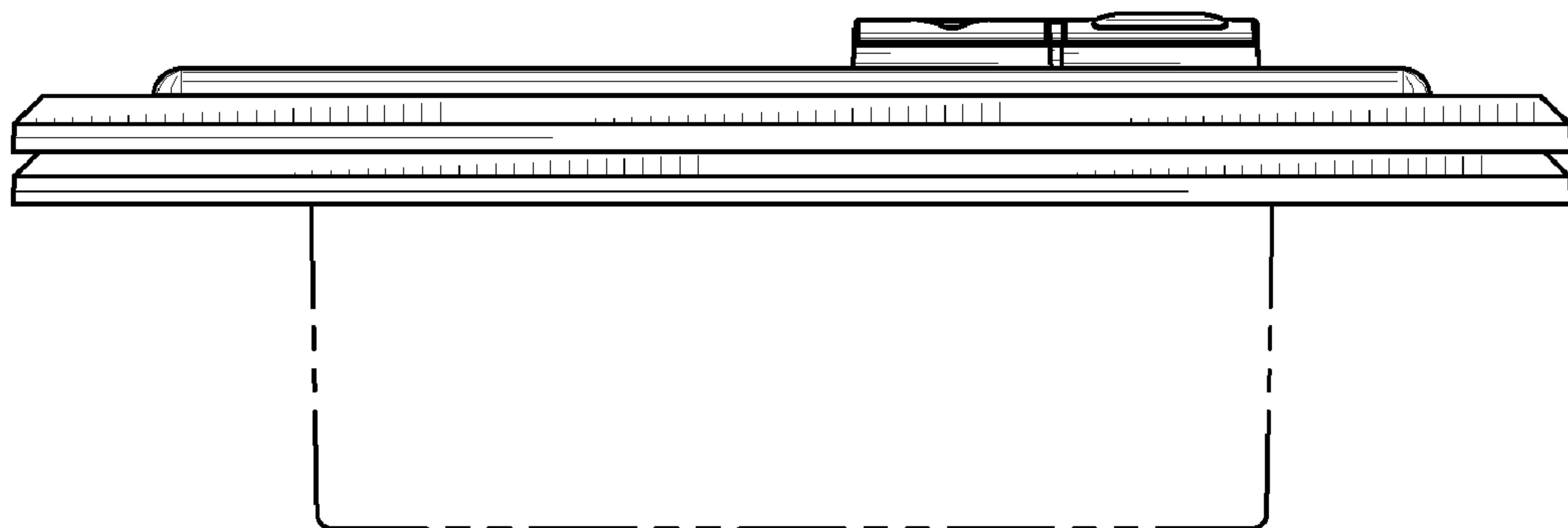


Fig. 6

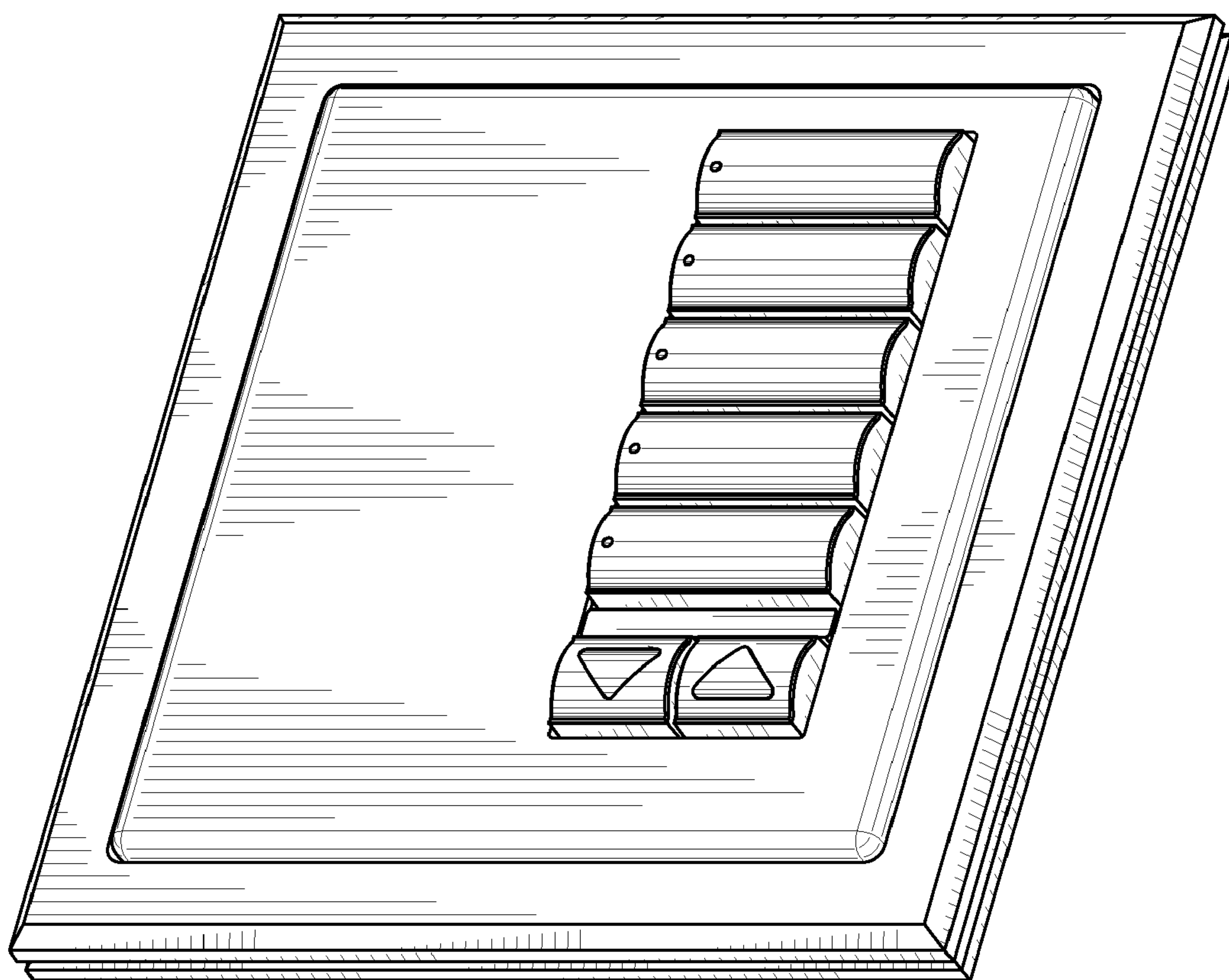


Fig. 7

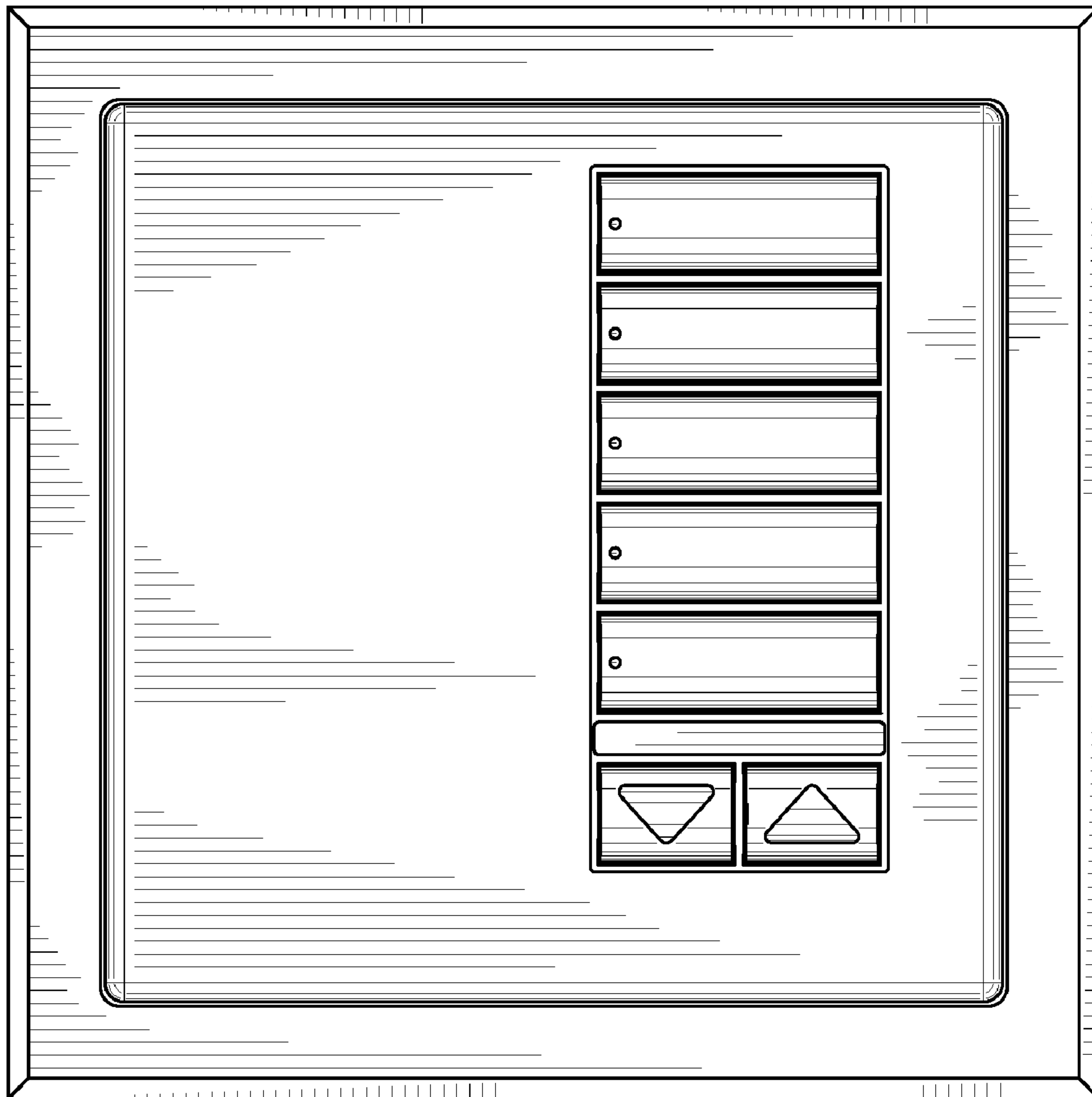


Fig. 8