



US00D588071S

(12) **United States Design Patent**
Hollner et al.

(10) **Patent No.:** **US D588,071 S**
(45) **Date of Patent:** **** Mar. 10, 2009**

(54) **LIGHTING CONTROL KEYPAD**

D466,091 S 11/2002 Bennett et al.

(75) Inventors: **Lance Hollner**, Gilbertsville, PA (US);
Nicholas Barbour, Quakertown, PA
(US); **Russikesh Kumar**, Jersey City, NJ
(US)

(Continued)

OTHER PUBLICATIONS

(73) Assignee: **Lutron Electronics Co., Inc.**,
Coopersburg, PA (US)

Lutron Electronics Co., Inc., see Touch Ordering Guide, Jan. 2002, 4
pages.

(Continued)

(**) Term: **14 Years**

Primary Examiner—Daniel D Bui

Assistant Examiner—Thomas J Johannes

(21) Appl. No.: **29/318,823**

(74) *Attorney, Agent, or Firm*—Mark E. Rose; Philip N.
Smith

(22) Filed: **May 29, 2008**

Related U.S. Application Data

(62) Division of application No. 29/281,456, filed on Jun.
22, 2007, now Pat. No. Des. 572,665.

(57) **CLAIM**

We claim the ornamental design for a lighting control keypad,
as shown and described.

(51) **LOC (9) Cl.** **13-03**

(52) **U.S. Cl.** **D13/164**

(58) **Field of Classification Search** D13/162,
D13/164, 169, 170, 171; D10/108, 116,
D10/118; D8/353; 200/5 A, 293, 296, 297,
200/329, 333, 335, 339, 341, 520, 530, 552;
220/241; 307/125, 139; 315/291–296

See application file for complete search history.

DESCRIPTION

FIG. 1 is a perspective view of a lighting control keypad
according to a first embodiment of our new design.

FIG. 2 is a front view thereof.

FIG. 3 is a left side view thereof.

FIG. 4 is a right side view thereof.

FIG. 5 is a top view thereof.

FIG. 6 is a bottom view thereof.

FIG. 7 is a perspective view of a lighting control keypad
according to a second embodiment of our new design; and,

FIG. 8 is a front view thereof, the left side, right side, top, and
bottom views, respectively, of the second embodiment being
identical to the left side, right side, top, and bottom views of
the first embodiment.

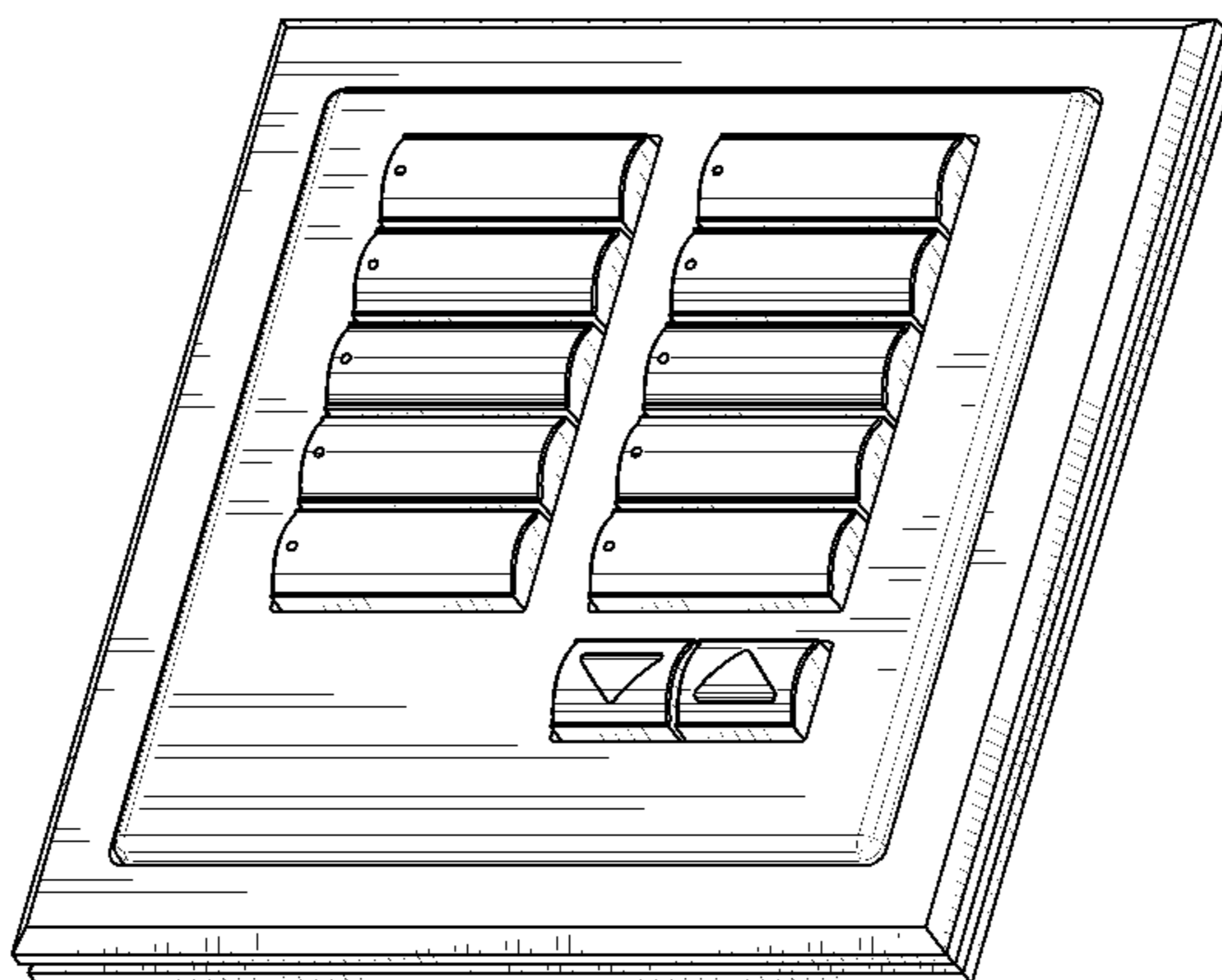
The rear views form no part of the design and are omitted. The
portions of the drawings appearing in broken line are for
environment only and do not form a part of the claimed
design.

(56) **References Cited**

U.S. PATENT DOCUMENTS

D412,491 S	8/1999	Mayo et al.
D421,246 S	2/2000	Mayo et al.
D422,567 S	4/2000	Mayo et al.
D436,930 S	1/2001	Butler
D437,834 S	2/2001	Mayo et al.
D441,723 S	5/2001	Mayo et al.
D442,558 S	5/2001	Mayo et al.
D453,742 S	2/2002	Butler et al.
D456,783 S	5/2002	Mayo et al.
D461,782 S	8/2002	Butler et al.
D465,460 S	11/2002	Mayo et al.
D465,770 S	11/2002	Bennett et al.
D466,090 S	11/2002	Bennett et al.

1 Claim, 6 Drawing Sheets



U.S. PATENT DOCUMENTS

D466,484 S 12/2002 Bennett et al.
 D475,024 S 5/2003 Bennett et al.
 D475,025 S 5/2003 Bennett et al.
 D487,429 S 3/2004 Bennett et al.
 D490,061 S 5/2004 Bennett et al.
 D509,805 S 9/2005 Spira
 D510,073 S 9/2005 Jacoby et al.
 D510,074 S 9/2005 Larson et al.
 D516,041 S 2/2006 Hobart et al.
 D541,221 S 4/2007 Spira
 D545,771 S 7/2007 Jacoby et al.
 D546,776 S 7/2007 Mierta et al.
 D546,777 S 7/2007 Mierta et al.
 D546,778 S 7/2007 Mierta et al.
 D546,779 S 7/2007 Mierta et al.
 D547,273 S 7/2007 Mierta et al.
 D547,274 S 7/2007 Mierta et al.
 D547,732 S 7/2007 Kumar
 D549,183 S 8/2007 Hewson et al.
 D551,177 S 9/2007 Larson et al.
 D554,071 S 10/2007 Mayo et al.
 D554,072 S 10/2007 Mayo et al.
 D554,073 S 10/2007 Mayo et al.
 D557,664 S 12/2007 Hewson et al.
 D557,665 S 12/2007 Hewson et al.
 D558,686 S 1/2008 Bhate et al.
 D559,198 S 1/2008 Blair et al.
 D560,619 S 1/2008 Hewson et al.

D567,767 S 4/2008 Hewson et al.

OTHER PUBLICATIONS

Lutron Electronics Co., Inc., Switching Systems Technical Guide, Aug. 2004, pp. front cover, 23, rear cover.
 Dynalite Intelligent Light Pty Ltd, Light News, Aug. 2005, 8 pages, issue 2.
 Dynalite Intelligent Light Pty Ltd, Revolution User Control Panels Brochure, not dated, 8 pages.
 Dynalite Intelligent Light Pty Ltd, Revolution User Control Panels Datasheet, not dated, 4 pages.
 Crestron Electronics, Inc., Integration: Solutions for Dealers, Consultants, and Programmers, 2005, pp. 1, 4, 9.
 Crestron Electronics, Inc., Cameo Keypads Specification Sheet, Jul. 2006, 2 pages.
 Crestron Electronics, Inc., Cameo Keypads Operations and Installation Guide, Feb. 2006, pp. front cover, i, 1-8, rear cover.
 Lutron Electronics Co., Inc., Milenya Installation and User Guide, 2005, 20 pages.
 U.S. Appl. No. 29/269,721, filed Dec. 7, 2006, Hewson et al.
 U.S. Appl. No. 29/269,735, filed Dec. 7, 2006, Hewson et al.
 U.S. Appl. No. 29/269,737, filed Dec. 7, 2006, Hewson et al.
 U.S. Appl. No. 29/269,717, filed Dec. 7, 2006, Hewson et al.
 U.S. Appl. No. 29/269,714, filed Dec. 7, 2006, Hewson et al.
 U.S. Appl. No. 29/281,195, filed Jun. 18, 2007, Biery et al.
 U.S. Appl. No. 29/281,451, filed Jun. 22, 2007, Hollner.
 U.S. Appl. No. 29/281,452, filed Jun. 22, 2007, Hollner et al.
 U.S. Appl. No. 29/281,453, filed Jun. 22, 2007, Hollner et al.
 U.S. Appl. No. 29/281,454, filed Jun. 22, 2007, Hollner.
 U.S. Appl. No. 29/281,455, filed Jun. 22, 2007, Hollner et al.
 U.S. Appl. No. 29/281,456, filed Jun. 22, 2007, Hollner et al.
 U.S. Appl. No. 29/296,204, filed Oct. 16, 2007, Bhate et al.
 U.S. Appl. No. 29/296,207, filed Oct. 16, 2007, Bhate et al.
 U.S. Appl. No. 29/293,669, filed Dec. 4, 2007, Biery et al.

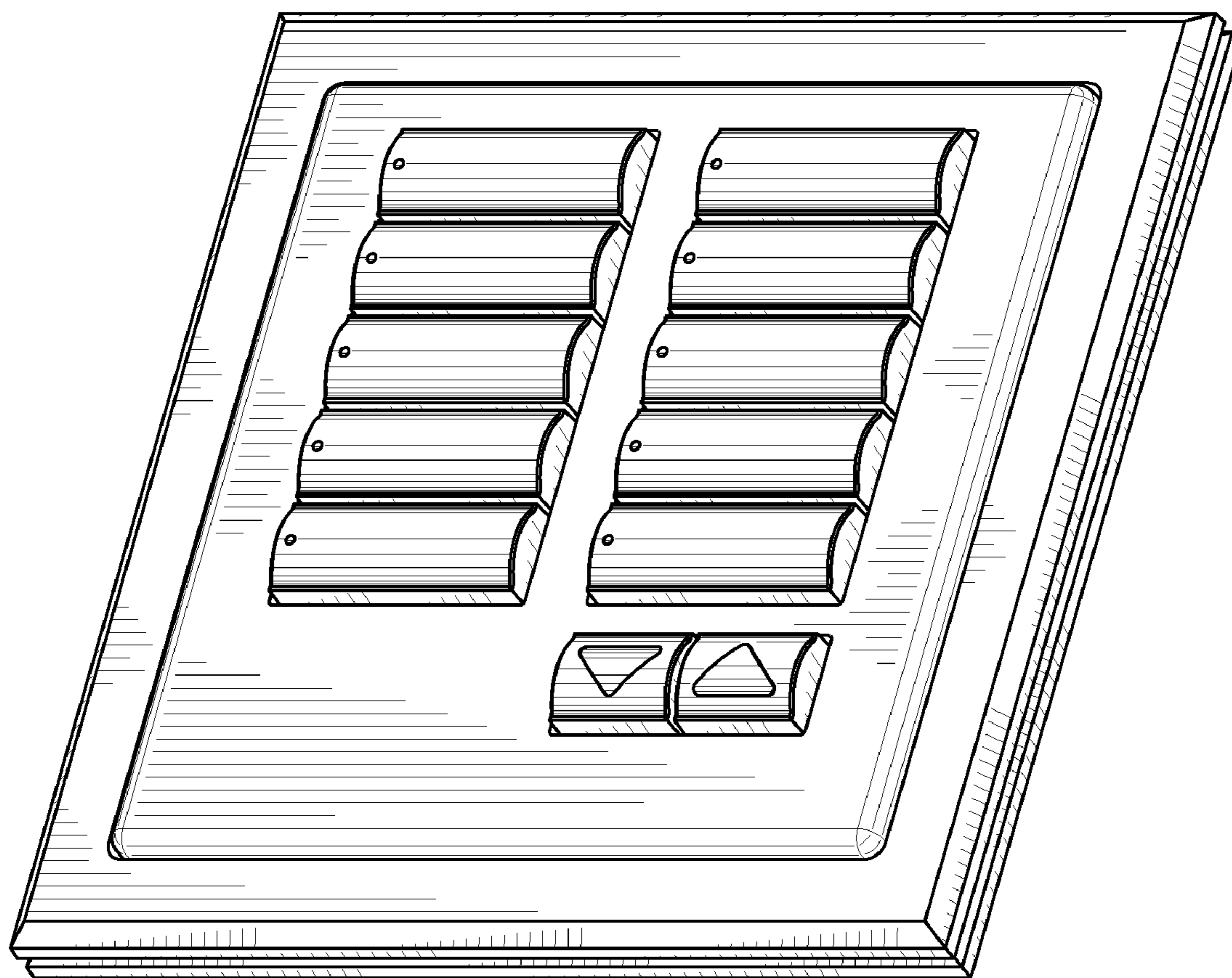


Fig. 1

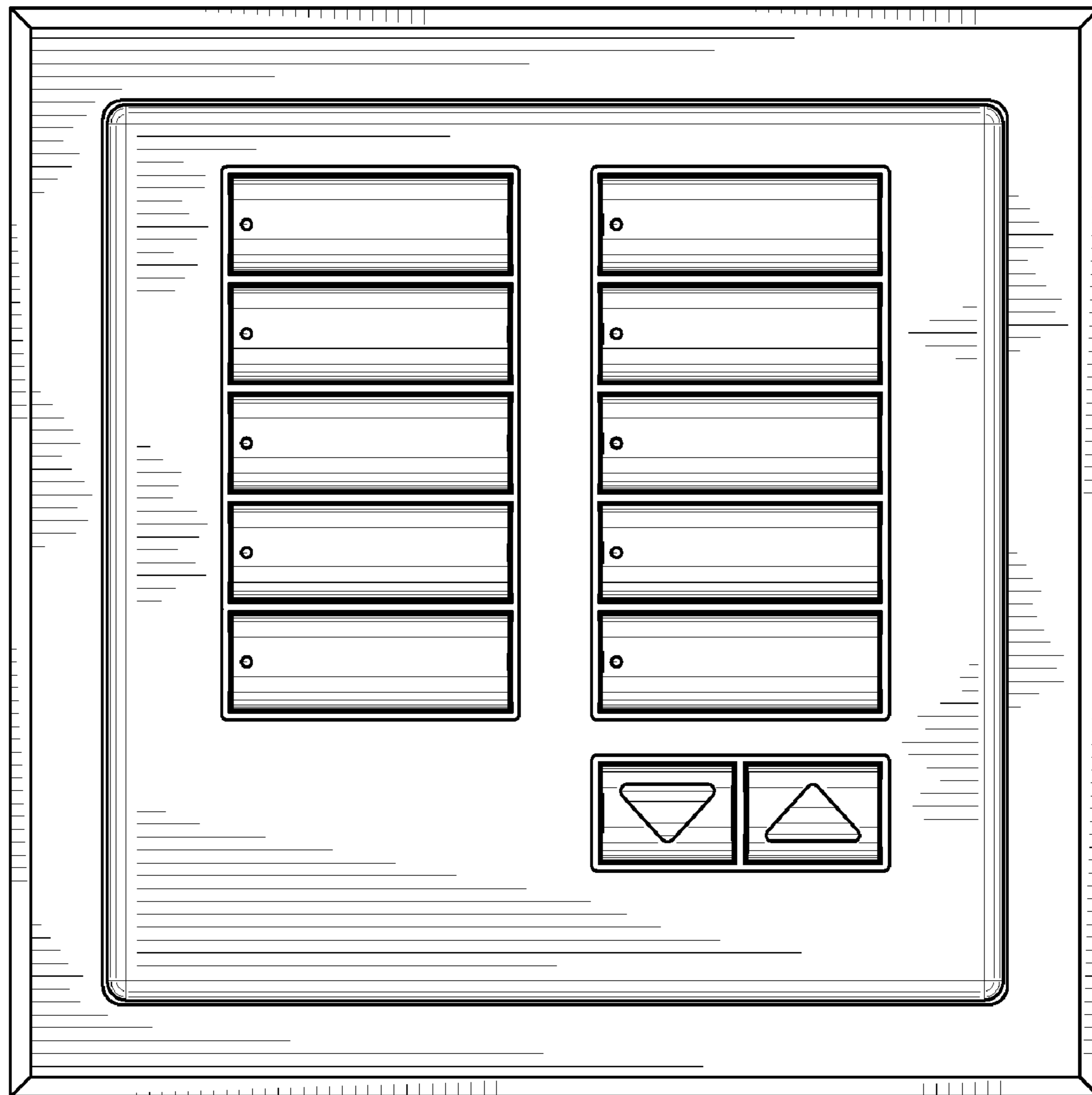


Fig. 2

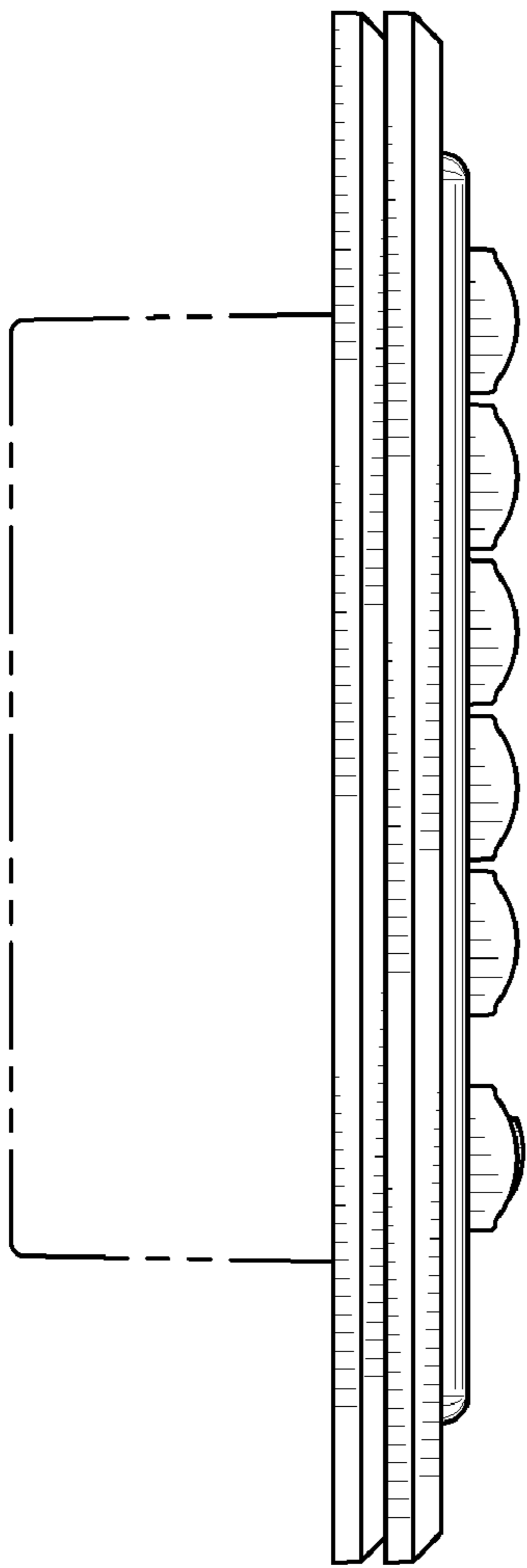


Fig. 3

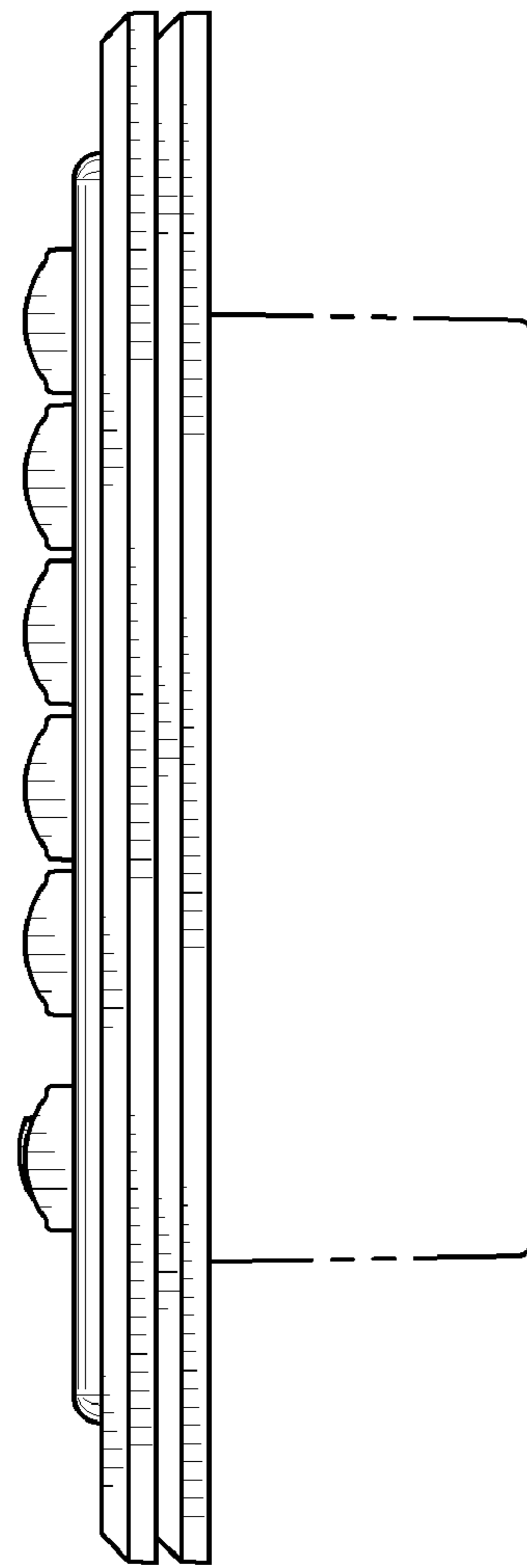


Fig. 4

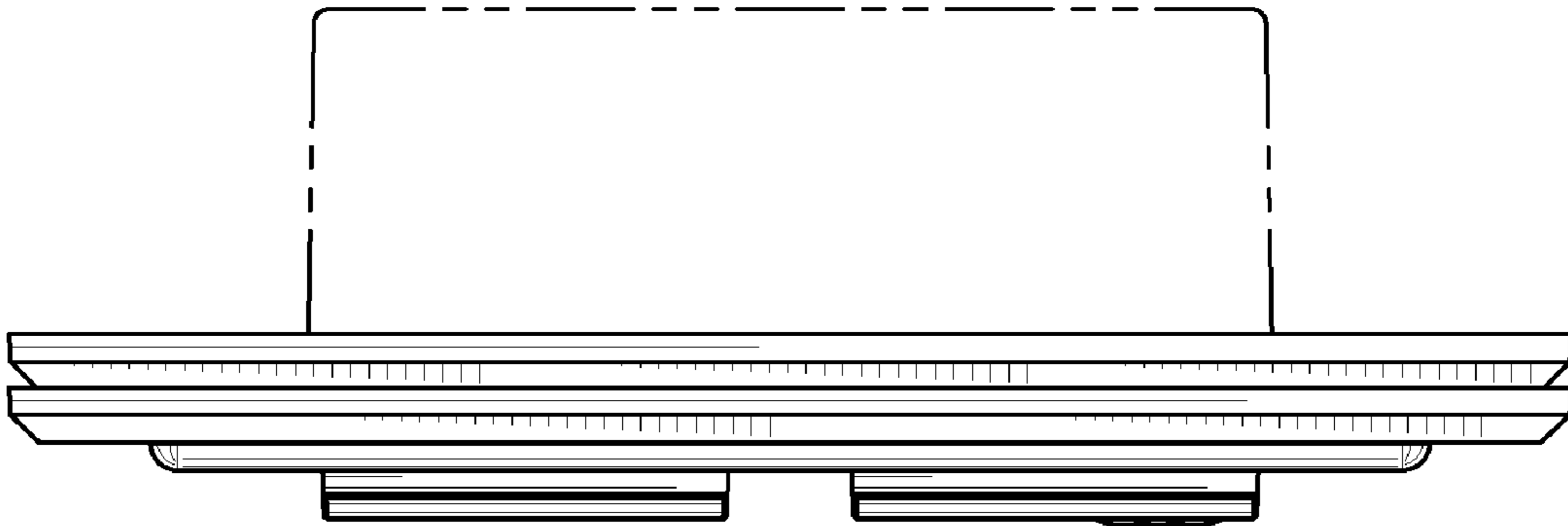


Fig. 5

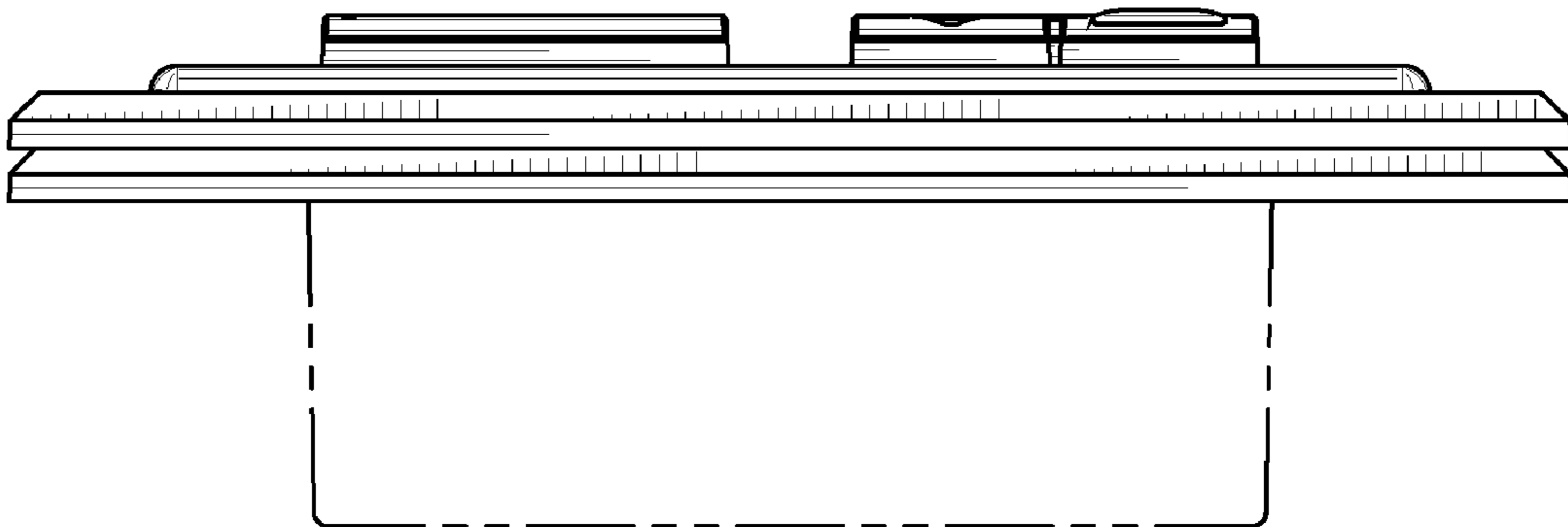


Fig. 6

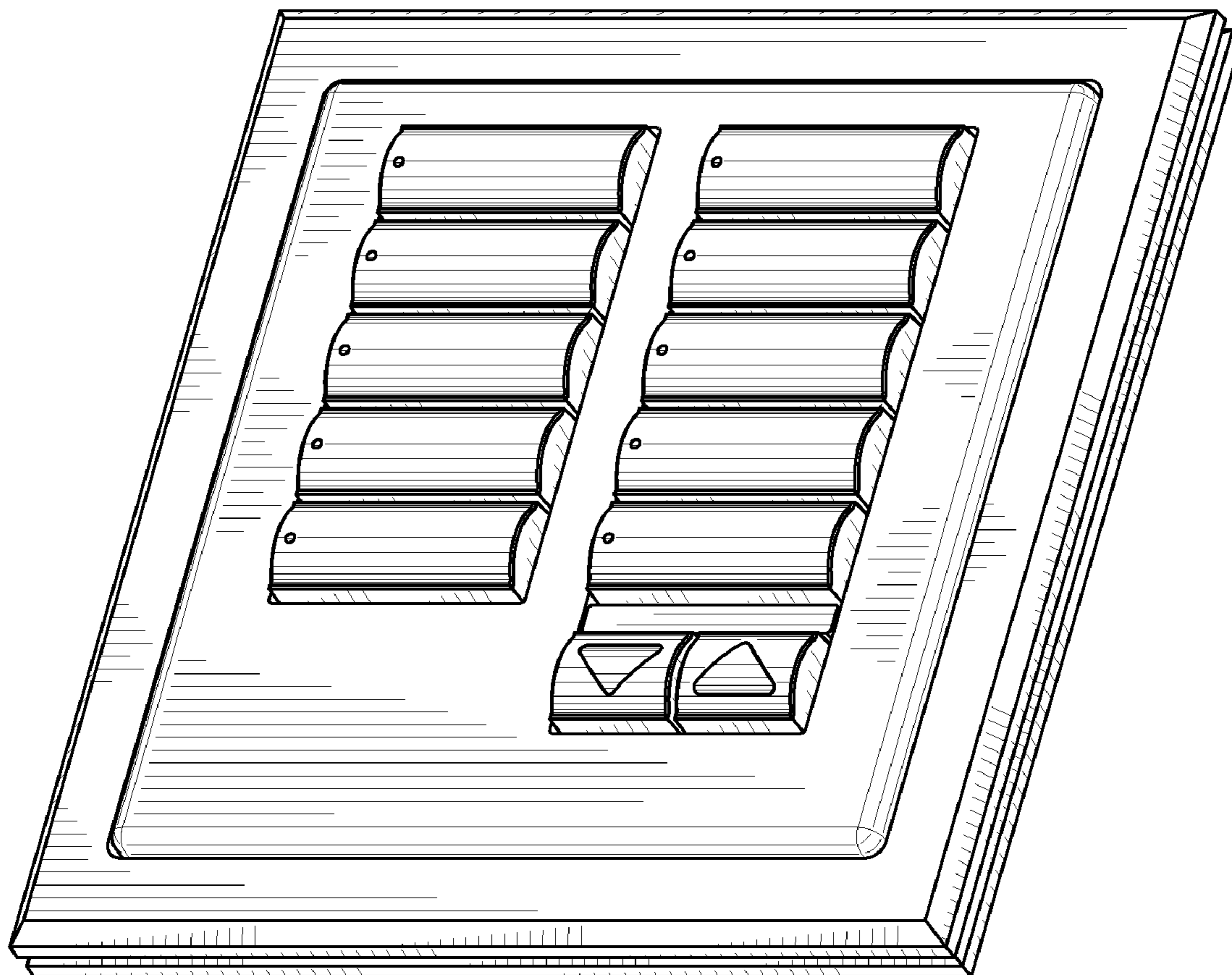


Fig. 7

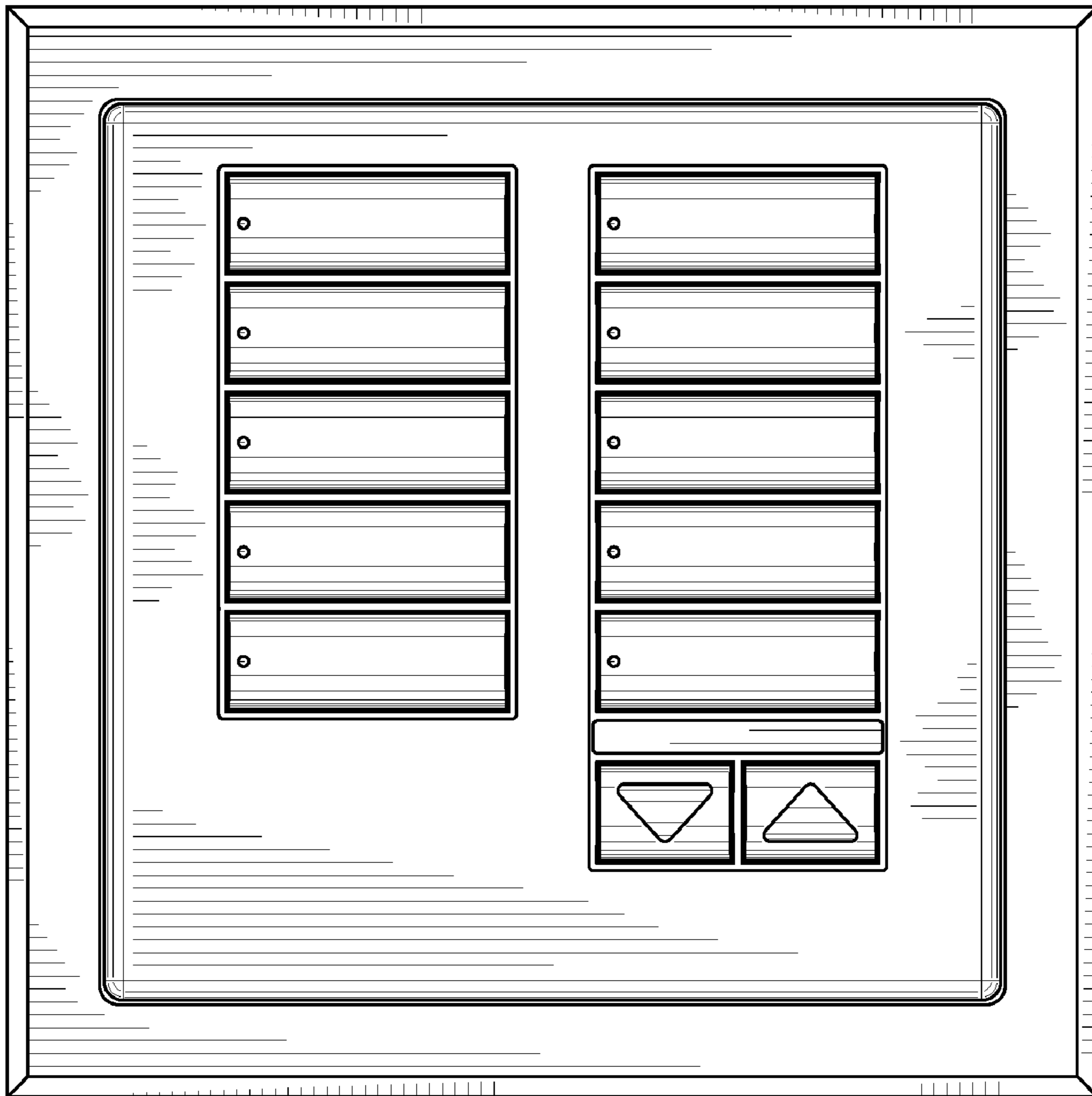


Fig. 8