



US00D588057S

(12) **United States Design Patent**  
**Soler My**

(10) **Patent No.:** **US D588,057 S**  
(45) **Date of Patent:** **\*\* Mar. 10, 2009**

(54) **BRIQUETTE**  
(75) Inventor: **Philippe Soler My**, Gif sur Yvette (FR)  
(73) Assignee: **My Production**, Gif sur Yvette (FR)  
(\*\*) Term: **14 Years**  
(21) Appl. No.: **29/279,846**  
(22) Filed: **May 8, 2007**

D395,208 S \* 6/1998 VanHalteren et al. .... D7/675  
D407,854 S \* 4/1999 DeGaetano ..... D28/80  
D444,613 S \* 7/2001 Amico ..... D1/112  
D461,619 S \* 8/2002 Garson et al. .... D1/112  
D461,810 S \* 8/2002 Konig ..... D14/403  
D478,657 S \* 8/2003 Fontana et al. .... D24/102  
D490,211 S \* 5/2004 McHan, Jr. .... D1/112  
D509,637 S \* 9/2005 Wozniak ..... D99/5  
D511,409 S \* 11/2005 Giral ..... D2/705  
D526,571 S \* 8/2006 Terrasi ..... D9/629

\* cited by examiner

(51) **LOC (9) Cl.** ..... **23-05**  
(52) **U.S. Cl.** ..... **D13/100**  
(58) **Field of Classification Search** ..... D13/100,  
D13/199; D1/112, 126, 127, 128; D6/601;  
D7/672, 675; D9/419, 424, 629; D11/56,  
D11/99, 103; D21/503, 627; D24/102; D28/8.2,  
D28/79, 80; 44/491, 530-534, 543, 550,  
44/608

*Primary Examiner*—Stella M Reid  
*Assistant Examiner*—Derrick Holland  
(74) *Attorney, Agent, or Firm*—Egbert Law Offices PLLC

See application file for complete search history.

(57) **CLAIM**

The ornamental design for a briquette, as shown and described.


(56) **References Cited**  
U.S. PATENT DOCUMENTS


**DESCRIPTION**

D24,313 S \* 5/1895 Taggart ..... D13/100  
1,780,205 A \* 11/1930 Maurel ..... 44/530  
2,526,134 A \* 10/1950 Henry ..... 63/32  
D220,640 S \* 5/1971 Darbo ..... D11/56  
D252,590 S \* 8/1979 Peretti et al. .... D28/80  
D289,020 S \* 3/1987 Bond ..... D11/56  
D315,435 S \* 3/1991 Kirkpatrick et al. .... D1/128  
D389,453 S \* 1/1998 Mitchell et al. .... D13/100  
D389,855 S \* 1/1998 Druz ..... D17/10


FIG. 1 is a side perspective view of the briquette showing my design.  
FIG. 2 is a front view thereof, a back view being identical thereto;  
FIG. 3 is a top perspective view thereof;  
FIG. 4 is a bottom perspective view thereof; and,  
FIG. 5 is a front perspective view thereof.

**1 Claim, 3 Drawing Sheets**

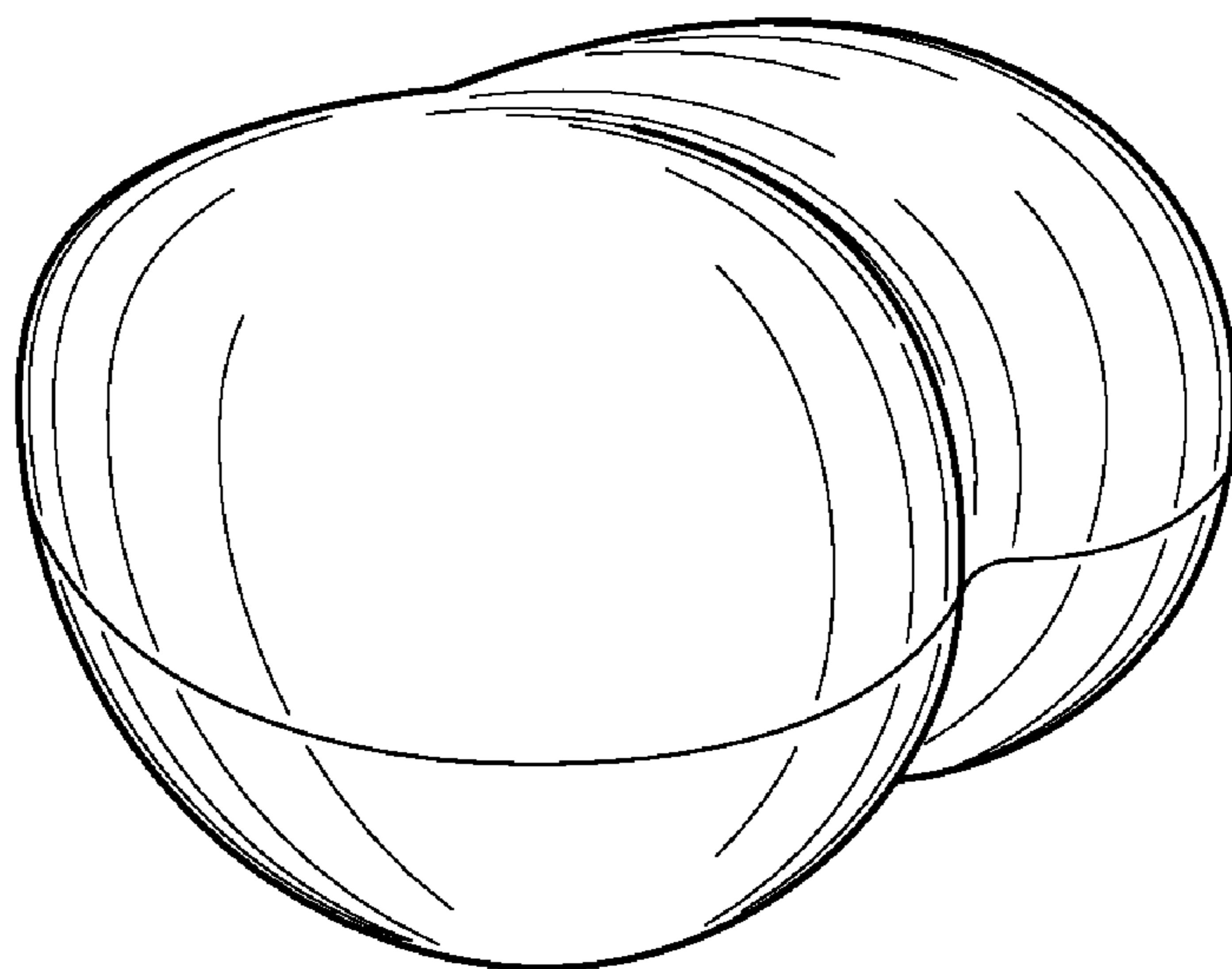





*FIG. 1*




*FIG. 2*



*FIG. 3*



*FIG. 4*



***FIG. 5***