



US00D588053S

(12) **United States Design Patent**
Woolley et al.

(10) **Patent No.:** **US D588,053 S**
(45) **Date of Patent:** **** Mar. 10, 2009**

(54) **VEHICLE FRONT BUMPER COVER**

(75) Inventors: **Richard Woolley**, West Midlands (GB); **Earl Lucas**, Southfield, MI (US); **Dean Carbis**, Birmingham, MI (US); **Dong Park**, Royal Oak, MI (US); **Michael Boyd**, Detroit, MI (US)

(73) Assignee: **Ford Motor Company**, Dearborn, MI (US)

(**) Term: **14 Years**

(21) Appl. No.: **29/306,440**

(22) Filed: **Apr. 9, 2008**

(51) **LOC (9) Cl.** **12-16**

(52) **U.S. Cl.** **D12/169**

(58) **Field of Classification Search** D12/169,
D12/90-92; 293/102, 105, 113, 115, 117,
293/120; 296/180.1, 180.2

See application file for complete search history.

(56) **References Cited**

U.S. PATENT DOCUMENTS

D548,146 S	8/2007	Schiavone	
D557,185 S	* 12/2007	Janik	D12/169
D558,105 S	* 12/2007	Bucher et al.	D12/169
D561,072 S	2/2008	Golden	
D561,660 S	* 2/2008	Tabata et al.	D12/169
D578,452 S	* 10/2008	Tabata et al.	D12/169
D578,939 S	* 10/2008	Tachibana	D12/169

OTHER PUBLICATIONS

Paris 2006 Mondeo Break Concept, <http://www.a2mac1.net>.

* cited by examiner

Primary Examiner—Melody N Brown

(74) *Attorney, Agent, or Firm*—Damian Porcari

(57) **CLAIM**

The ornamental design for a vehicle front bumper cover, shown and described.

DESCRIPTION

The vehicle front bumper cover is styled independently of adjacent vehicle panels. Shading is used to illustrate the curvature of the part and not color. Any functional features of the vehicle front bumper cover are not claimed. Views are orthogonal projections rendered from computer aided design data. The various views are not necessarily to scale in order to better illustrate the design.

FIG. 1 is a front elevational view of a vehicle front bumper cover;

FIG. 2 is left side elevational view of the vehicle front bumper cover;


FIG. 3 is right side elevational view of the vehicle front bumper cover;

FIG. 4 is a top plan view of the vehicle front bumper cover;

FIG. 5 is a bottom plan view of the vehicle front bumper cover; and,

FIG. 6 is a rear elevational view of the vehicle front bumper cover.

1 Claim, 5 Drawing Sheets






Figure 1




Figure 2




Figure 3



Figure 4




Figure 5




Figure 6