



US00D588048S

(12) **United States Design Patent**
Wang et al.

(10) **Patent No.:** **US D588,048 S**
(45) **Date of Patent:** **** Mar. 10, 2009**

(54) **CAR**
(75) Inventors: **Chuanfu Wang**, Shenzhen (CN); **Yubo Lian**, Shenzhen (CN); **Shibin Xie**, Shenzhen (CN); **Zhentao Ren**, Shenzhen (CN); **Ka Dan**, Shenzhen (CN)
(73) Assignee: **BYD Company Limited**, Shenzhen (CN)

D466,053 S * 11/2002 O'Connell et al. D12/91
D477,251 S * 7/2003 Yoshikata D12/91
D477,796 S * 7/2003 Kitazumi D12/91
D480,990 S * 10/2003 Fujiyoshi D12/91
D505,890 S * 6/2005 Kubota et al. D12/91
D510,543 S * 10/2005 Matsuoka et al. D12/91
D525,565 S * 7/2006 Karikomi D12/91
D532,716 S * 11/2006 Moushegian D12/91
D533,809 S * 12/2006 Sowa D12/91
D570,736 S * 6/2008 Hayashi et al. D12/91

(**) Term: **14 Years**
(21) Appl. No.: **29/306,952**
(22) Filed: **Apr. 18, 2008**

* cited by examiner
Primary Examiner—Melody N Brown
(74) *Attorney, Agent, or Firm*—McNeely Bodendorf LLP;
Kevin J. McNeely

(30) **Foreign Application Priority Data**
Nov. 15, 2007 (CN) 2007 3 0175081


(57) **CLAIM**
The ornamental design for a car, as shown and described.

(51) **LOC (9) Cl.** **12-08**
(52) **U.S. Cl.** **D12/91**
(58) **Field of Classification Search** D12/86,
D12/90-92; 296/181.1, 181.5
See application file for complete search history.

DESCRIPTION
FIG. 1 is a front view of a car showing our new design;
FIG. 2 is a rear view thereof;
FIG. 3 is a left side view thereof;
FIG. 4 is a top view thereof;
FIG. 5 is a front perspective view thereof; and,
FIG. 6 is a rear perspective view thereof.

(56) **References Cited**
U.S. PATENT DOCUMENTS
D460,022 S * 7/2002 Hsu et al. D12/91
D463,758 S * 10/2002 Meadows et al. D12/91

1 Claim, 4 Drawing Sheets






Fig. 1




Fig. 2

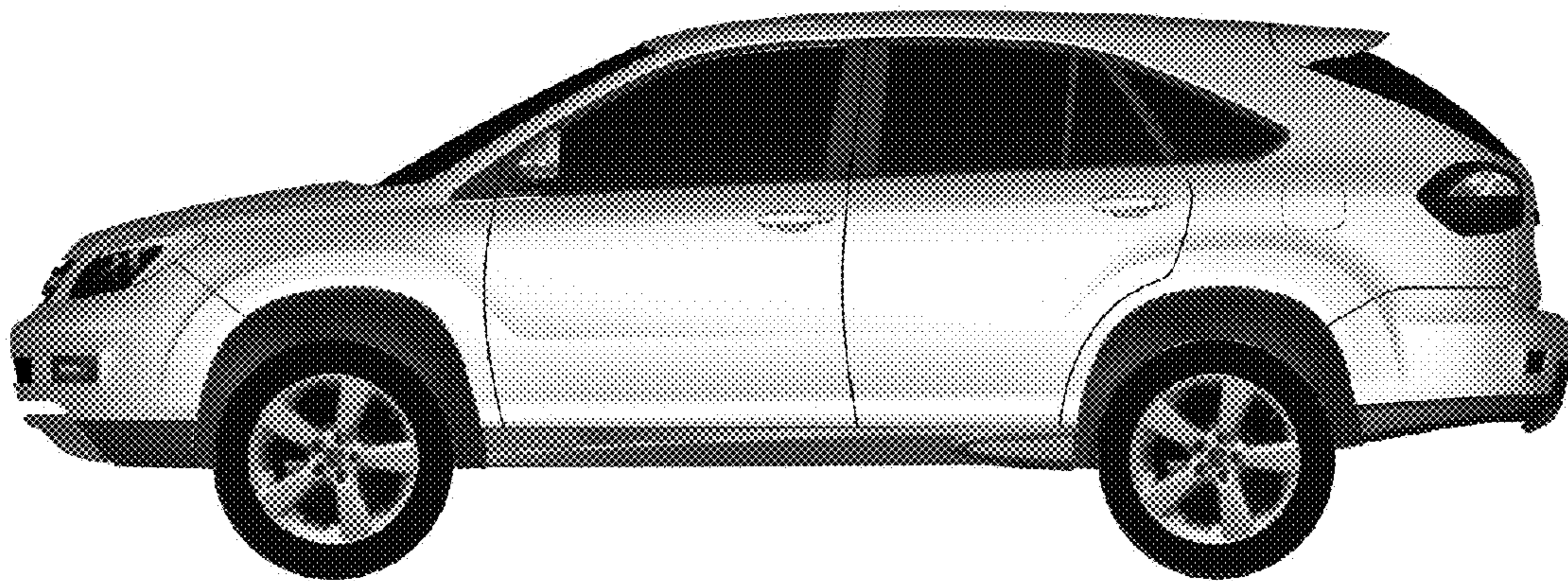


Fig. 3

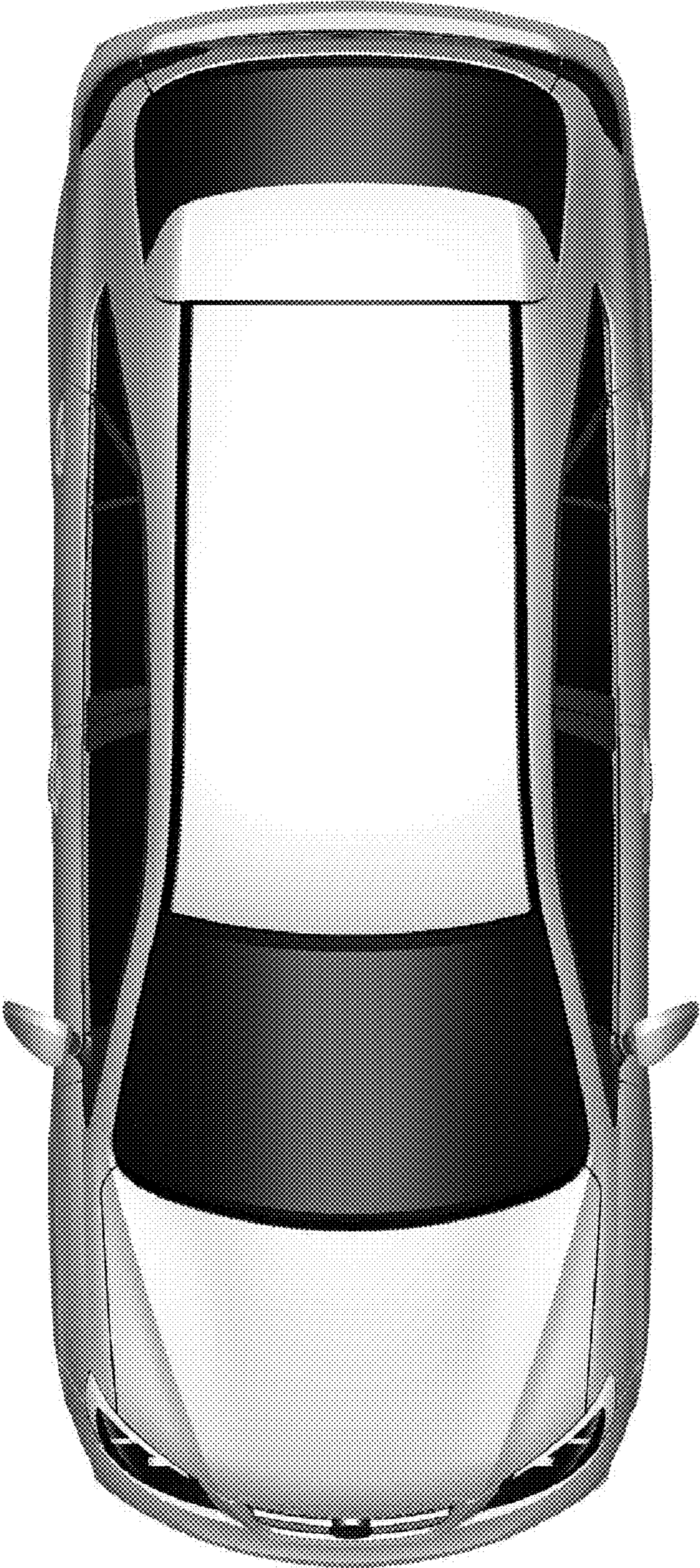


Fig. 4



Fig. 5



Fig. 6