



US00D588043S

(12) **United States Design Patent**
Hardy

(10) **Patent No.:** **US D588,043 S**
(45) **Date of Patent:** **** Mar. 10, 2009**

(54) **CHAIN LINK**

(75) Inventor: **Pierre Hardy**, Paris (FR)

(73) Assignee: **Hermes Sellier**, Paris (FR)

(**) Term: **14 Years**

(21) Appl. No.: **29/325,003**

(22) Filed: **Sep. 24, 2008**

(30) **Foreign Application Priority Data**

Mar. 25, 2008 (WO) DM/069 970

(51) **LOC (9) Cl.** **11-01**

(52) **U.S. Cl.** **D11/93**

(58) **Field of Classification Search** D11/89-93,
D11/13, 15, 18, 1, 2, 4, 6-12, 16, 24-28,
D11/34-43, 79, 70, 222, 47, 75, 202, 212;
63/1.11-14.1, 15-15.4, 20, 22, 23, 26-33,
63/38; 24/116 R, 116 A; 59/84, 78, 79.3,
59/80, 92, 90; D24/194; D30/160; D8/499
See application file for complete search history.

(56) **References Cited**

U.S. PATENT DOCUMENTS

1,822,796 A * 9/1931 Belloch D11/40
1,947,113 A * 2/1934 Russell 59/78
2,281,108 A * 4/1942 Montmartin 63/5.1
2,298,591 A * 10/1942 Ross 59/80
4,044,725 A * 8/1977 Miller 59/78
4,617,001 A * 10/1986 Parein 59/80

D345,422 S * 3/1994 Spence, Jr. D24/194
D353,559 S * 12/1994 Fildan D11/212
D373,553 S * 9/1996 Fildan D11/222
D440,718 S * 4/2001 Florance D30/160
D457,990 S * 5/2002 Dietrich D30/160
D470,790 S * 2/2003 Schmidt D11/11
6,698,238 B1 * 3/2004 Cheng 63/23

* cited by examiner

Primary Examiner—T. Chase Nelson

Assistant Examiner—David G Muller

(74) *Attorney, Agent, or Firm*—Foley & Lardner LLP

(57) **CLAIM**

The ornamental design for a chain link, as shown and described.

DESCRIPTION

FIG. 1 is a front view of a chain link according to my new design;

FIG. 2 is a back view of the chain link shown in FIG. 1;

FIG. 3 is a left side view of the chain link shown in FIG. 1;

FIG. 4 is a right side view of the chain link shown in FIG. 1;

FIG. 5 is a top view of the chain link shown in FIG. 1;

FIG. 6 is a bottom view of the chain link shown in FIG. 1; and,

FIG. 7 is a top frontal perspective view of the chain link shown in FIG. 1.

The ornamental design which is claimed is shown in solid lines in the drawings.

1 Claim, 3 Drawing Sheets

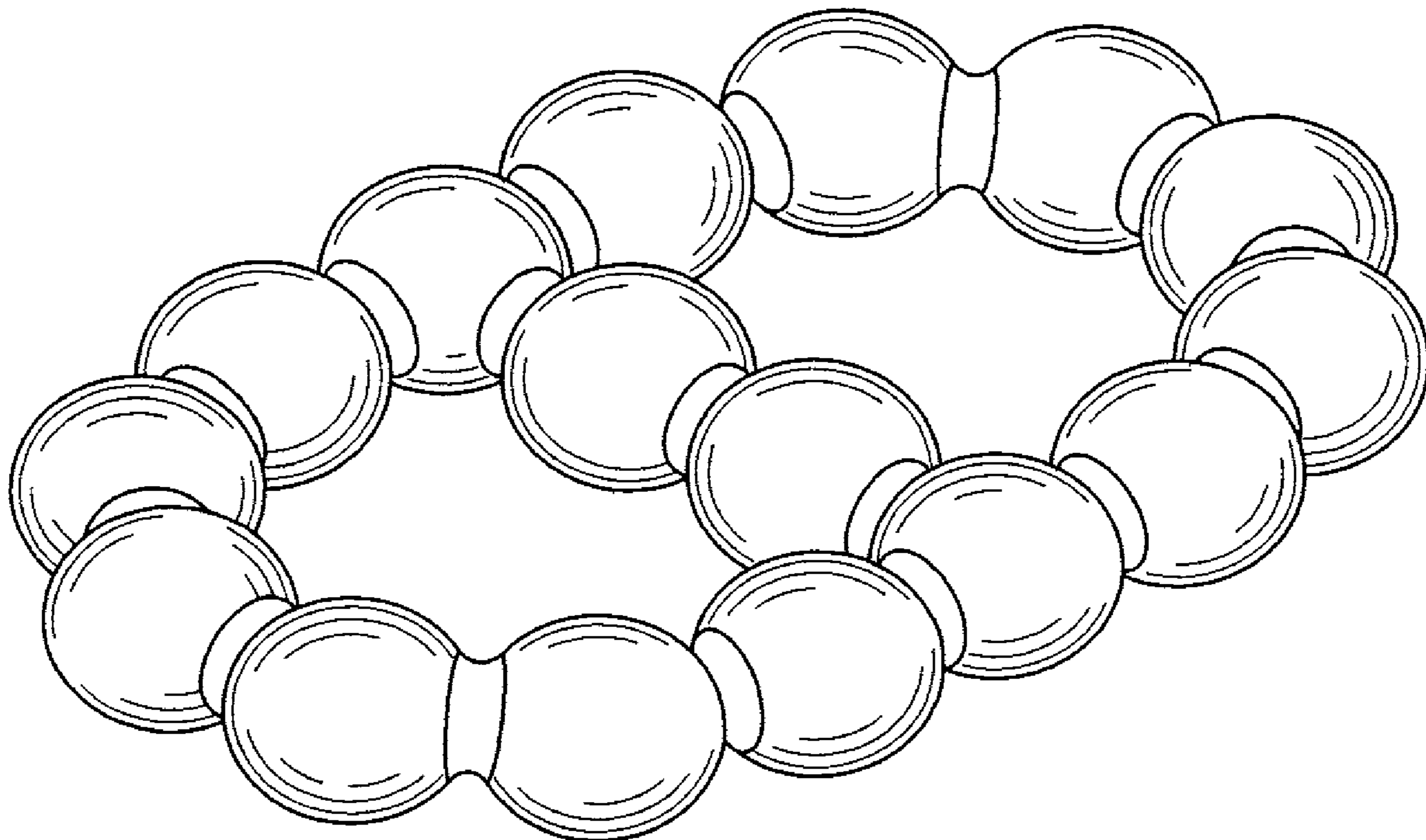


Fig. 1

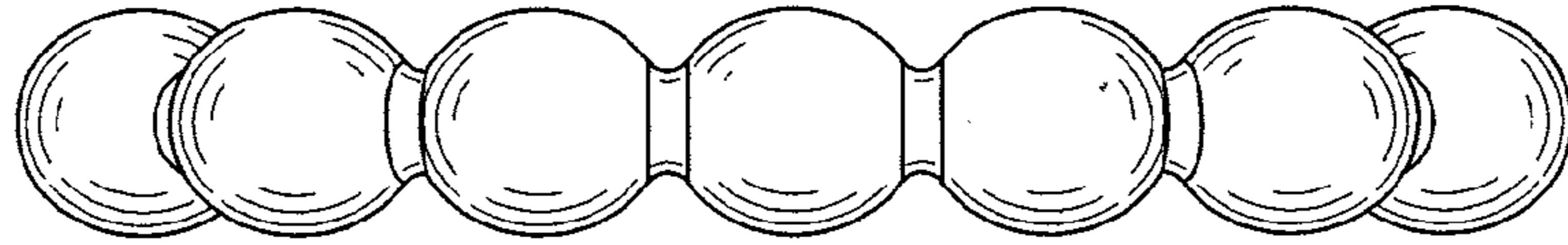


Fig. 2

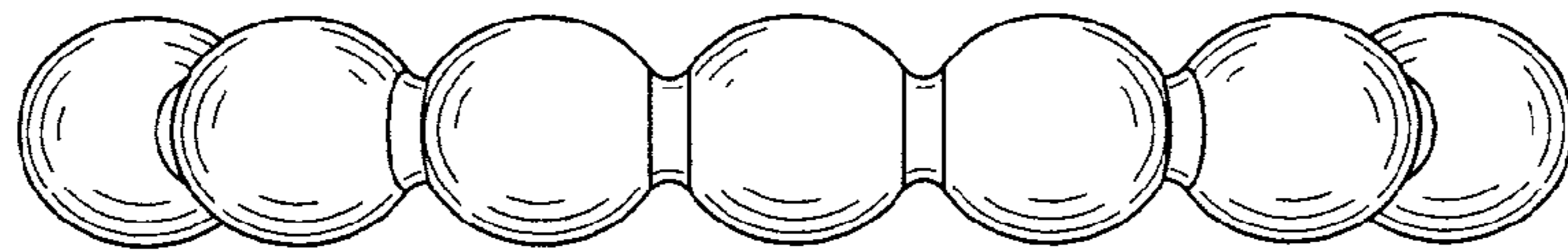


Fig. 3

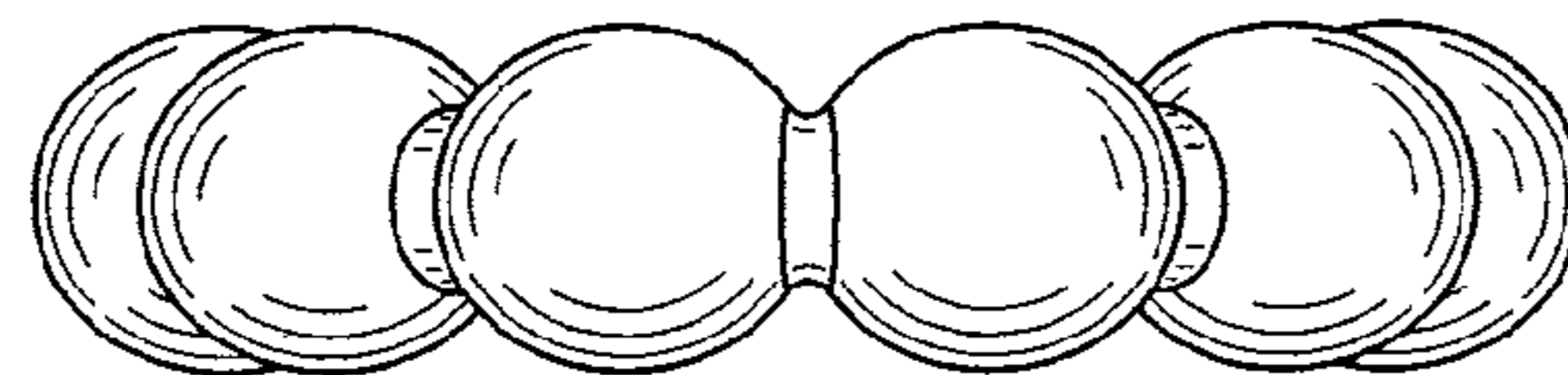


Fig. 4

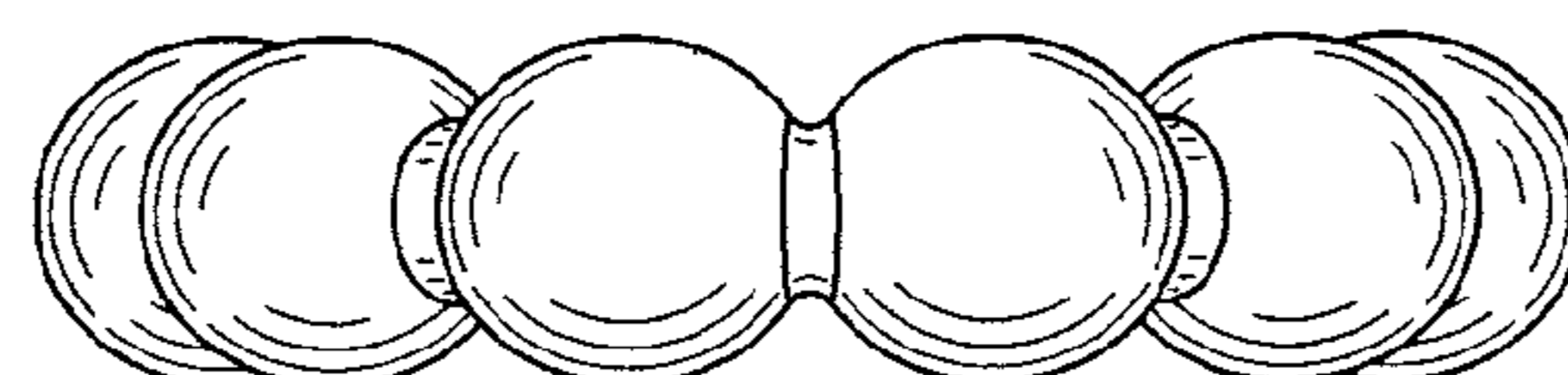


Fig. 5

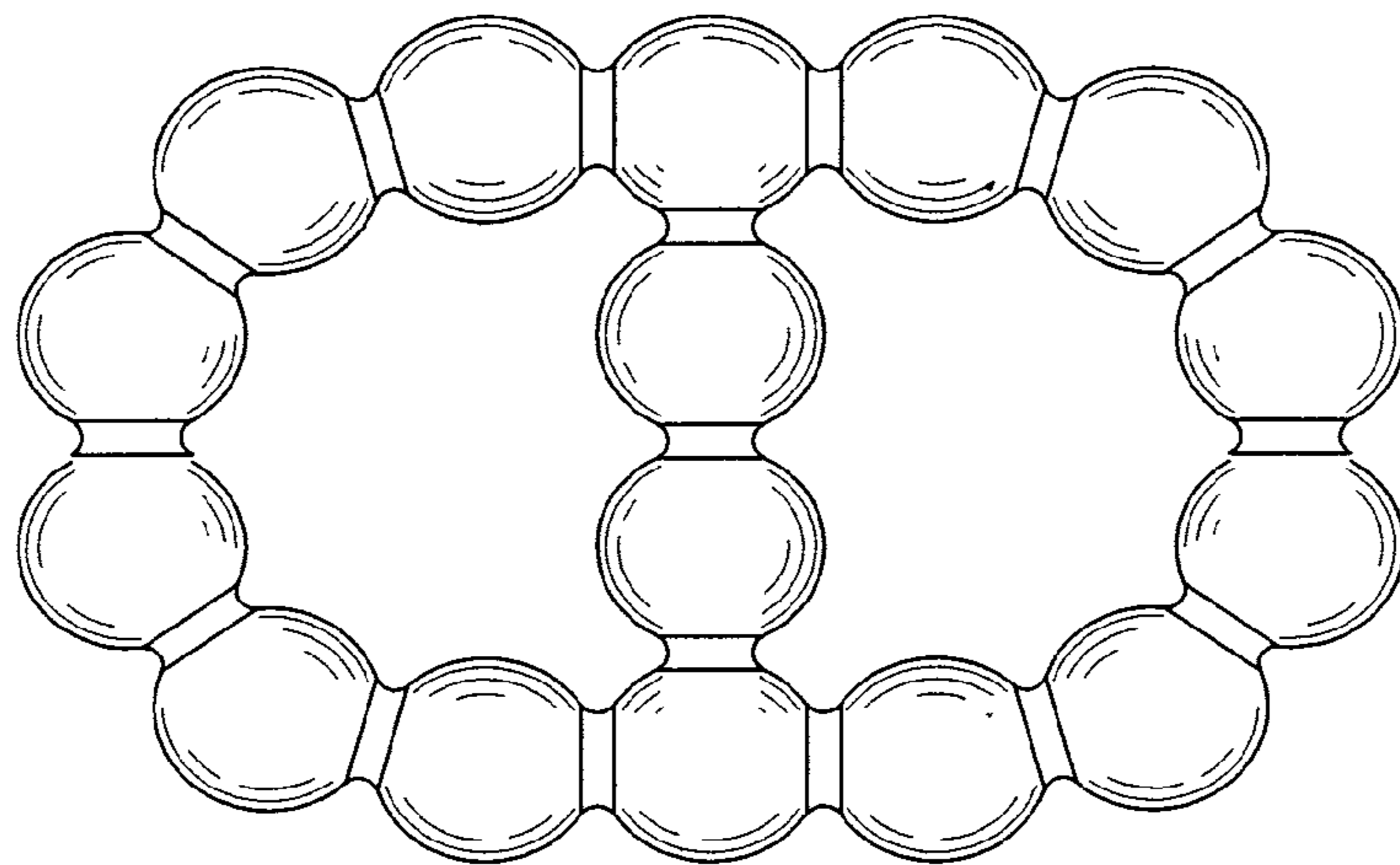


Fig. 6

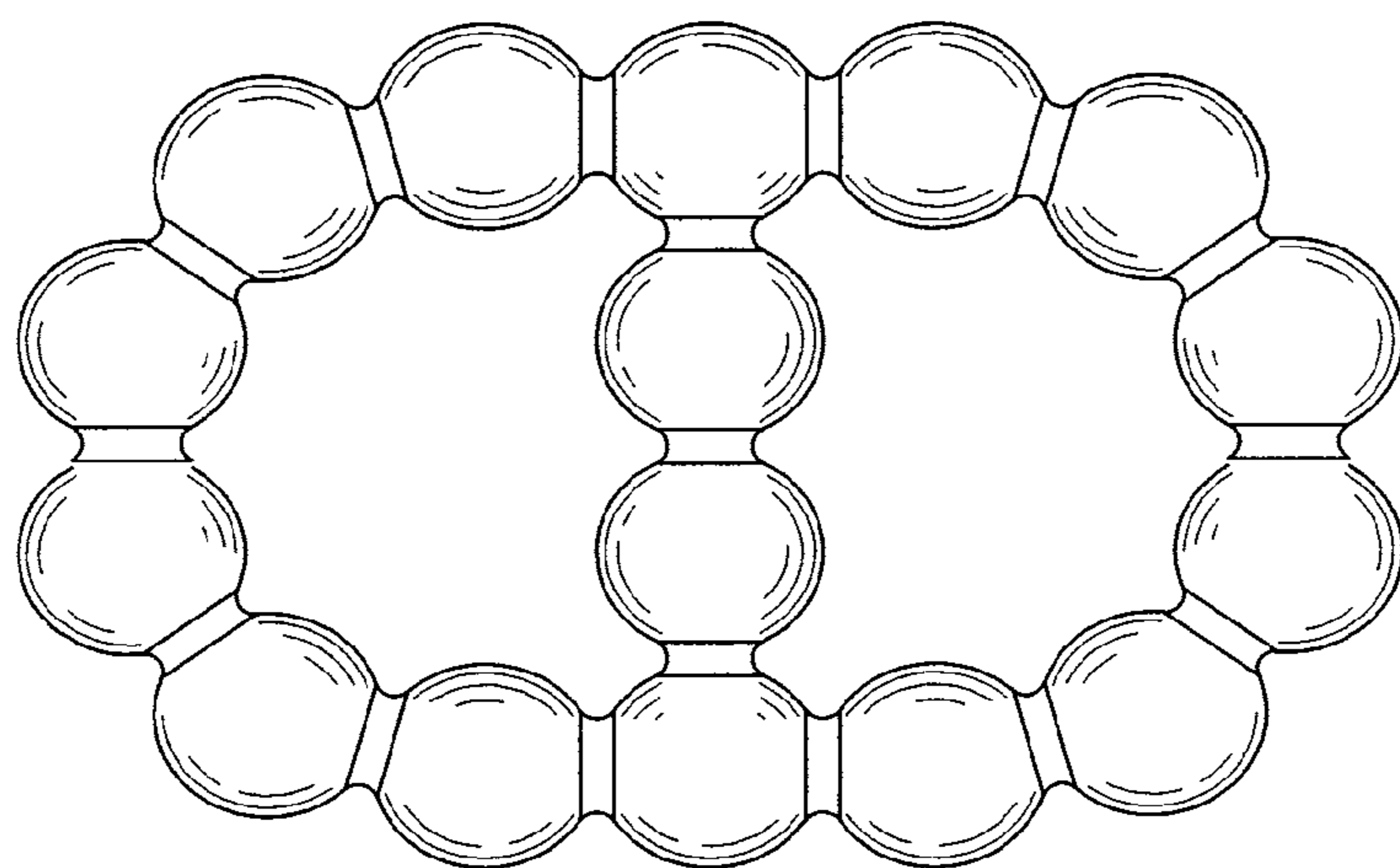


Fig. 7

