



US00D588042S

(12) **United States Design Patent**
Swarovski

(10) **Patent No.:** **US D588,042 S**
(45) **Date of Patent:** **** Mar. 10, 2009**

(54) **OBJECT MADE OF GLASS**

(75) Inventor: **Helmut Swarovski**, Fritzens (AT)

(73) Assignee: **Swarovski Aktiengesellschaft**, Triesen (LI)

(**) Term: **14 Years**

(21) Appl. No.: **29/309,493**

(22) Filed: **Aug. 22, 2008**

(30) **Foreign Application Priority Data**

Feb. 25, 2008 (EM) 000886023-00006

(51) **LOC (9) Cl.** **11-01**

(52) **U.S. Cl.** **D11/90**

(58) **Field of Classification Search** D11/1-2,
D11/26-29, 89-92; 63/26-28, 32
See application file for complete search history.

(56) **References Cited**

U.S. PATENT DOCUMENTS

D354,014 S *	1/1995	Cohen	D11/90
D447,978 S *	9/2001	Stern	D11/90
D459,268 S *	6/2002	Goldberg	D11/90
D460,015 S *	7/2002	Namdar	D11/90
D474,710 S *	5/2003	Namdar	D11/90
D487,711 S *	3/2004	Namdar	D11/90

D491,094 S *	6/2004	Mehta	D11/90
D498,170 S *	11/2004	Mehta et al.	D11/90
D501,152 S *	1/2005	Tolkowsky	D11/90
D513,714 S *	1/2006	Sanghvi	D11/90
D524,683 S *	7/2006	Golan	D11/90
D547,690 S *	7/2007	Shah	D11/90

* cited by examiner

Primary Examiner—R. Seifert

(74) *Attorney, Agent, or Firm*—Wenderoth, Lind & Ponack, L.L.P.

(57) **CLAIM**

The ornamental design for an object made of glass, as shown and described.

DESCRIPTION

FIG. 1 is a bottom view of the invention;
FIG. 2 is a right end view of the invention;
FIG. 3 is a front view of the invention;
FIG. 4 is a rear view of the invention;
FIG. 5 is a left end view of the invention;
FIG. 6 is a top view of the invention;
FIG. 7 is a perspective view of the invention; and,
FIG. 8 is a perspective view of the invention.

1 Claim, 1 Drawing Sheet

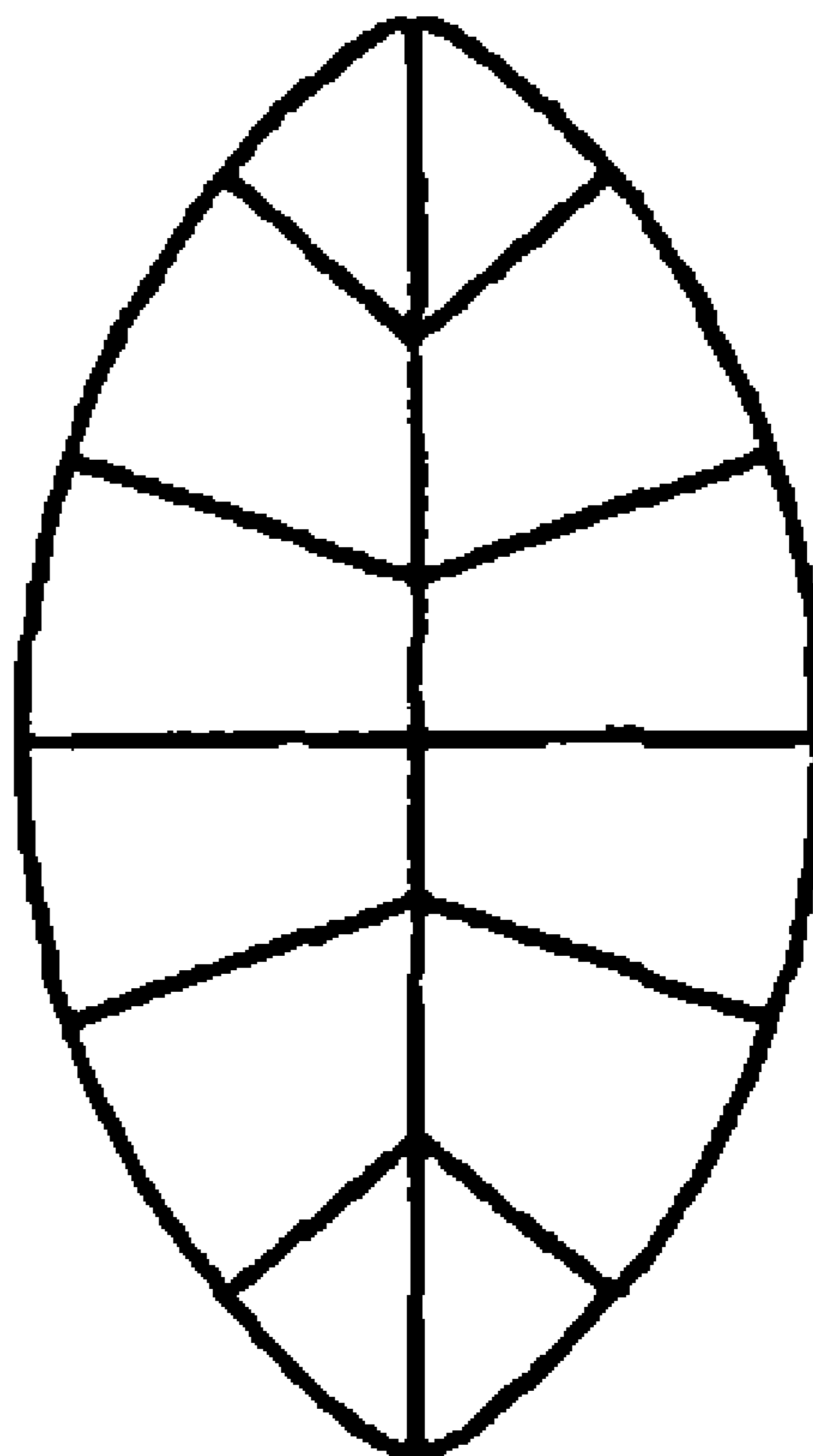
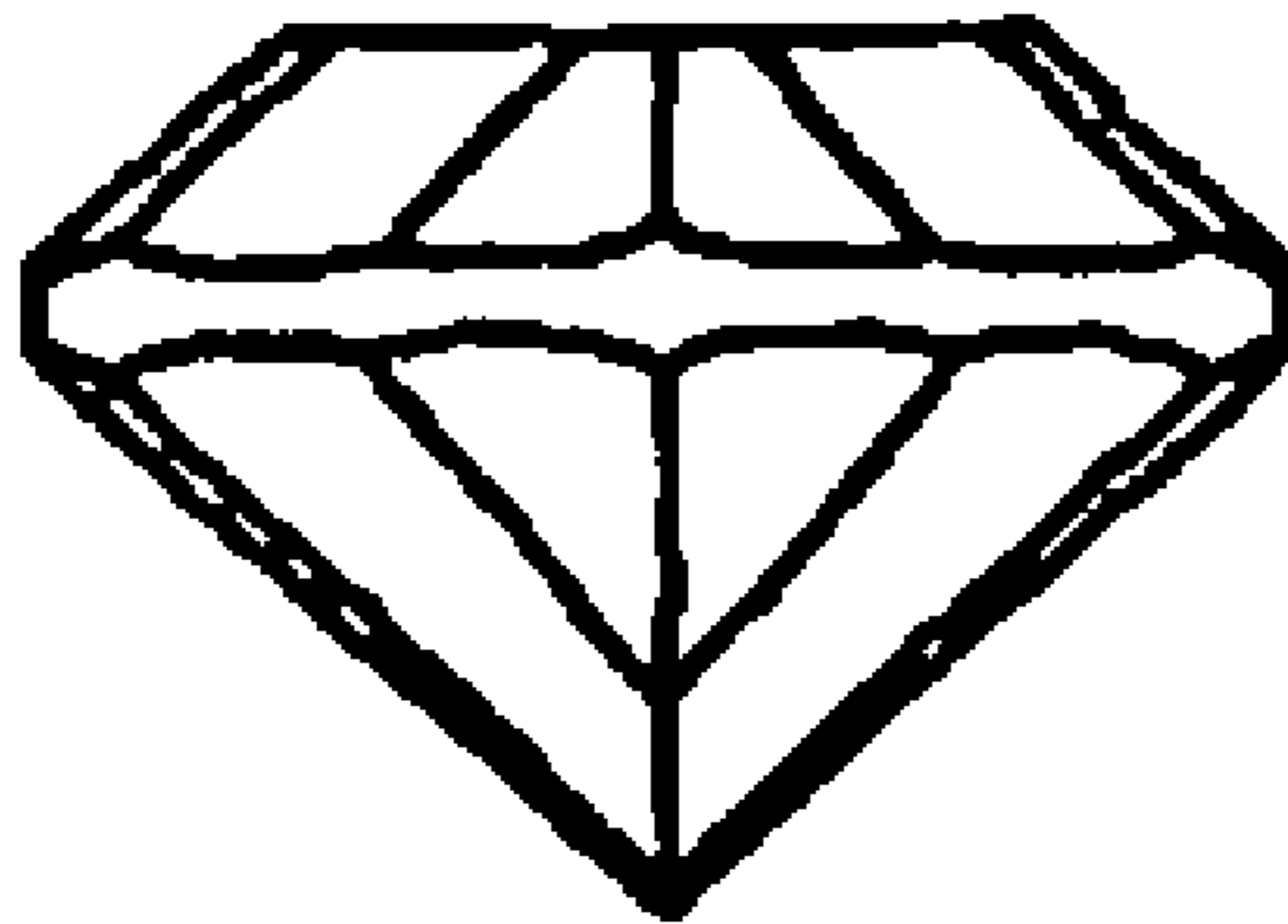


Figure 1

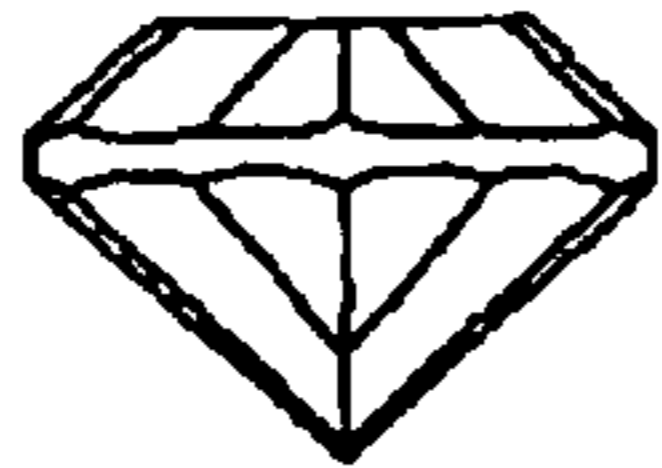


Figure 2

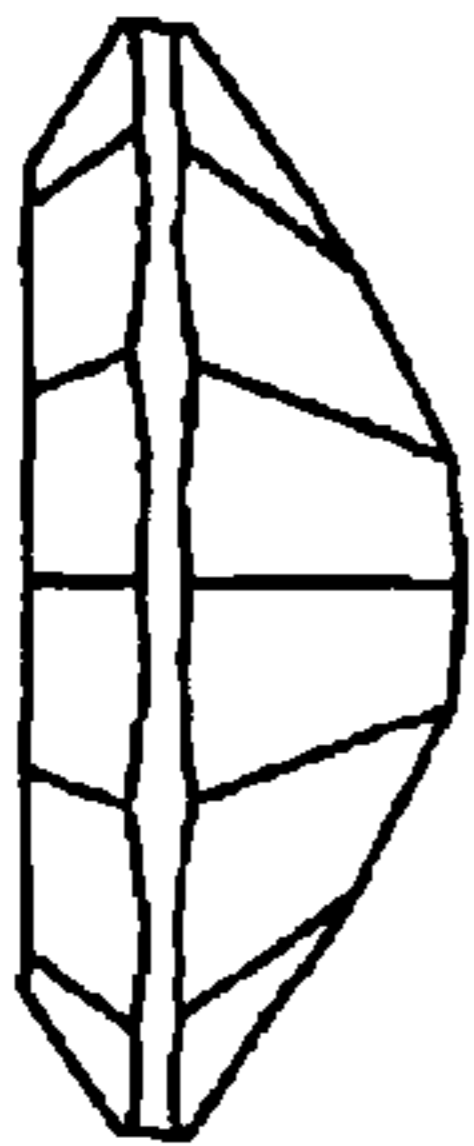


Figure 3

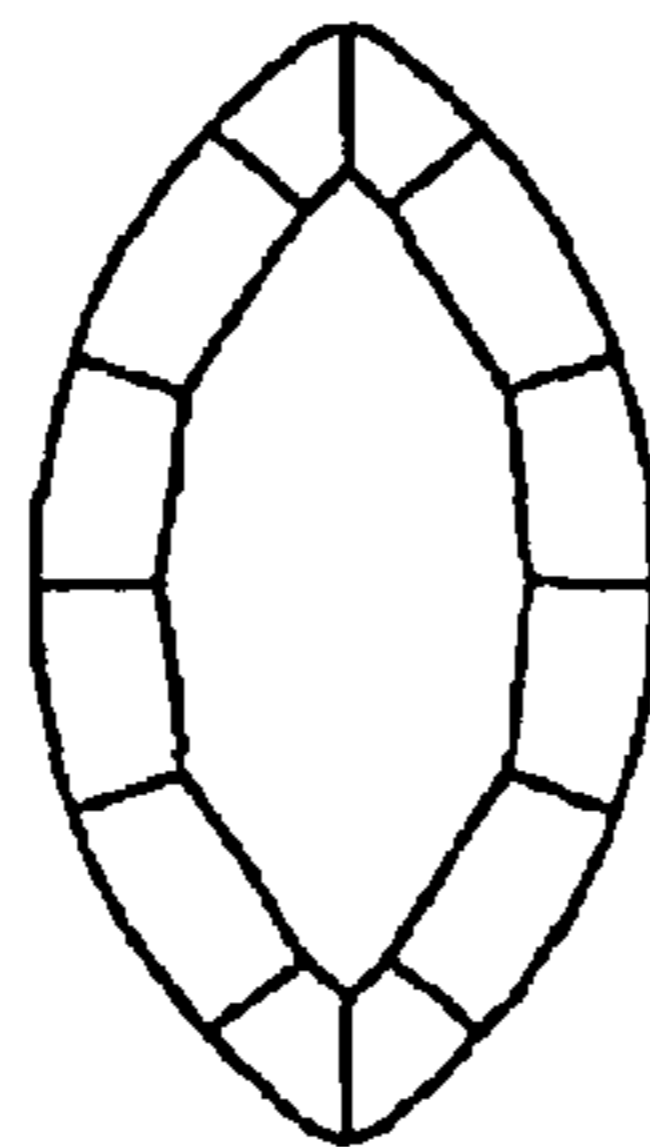


Figure 4

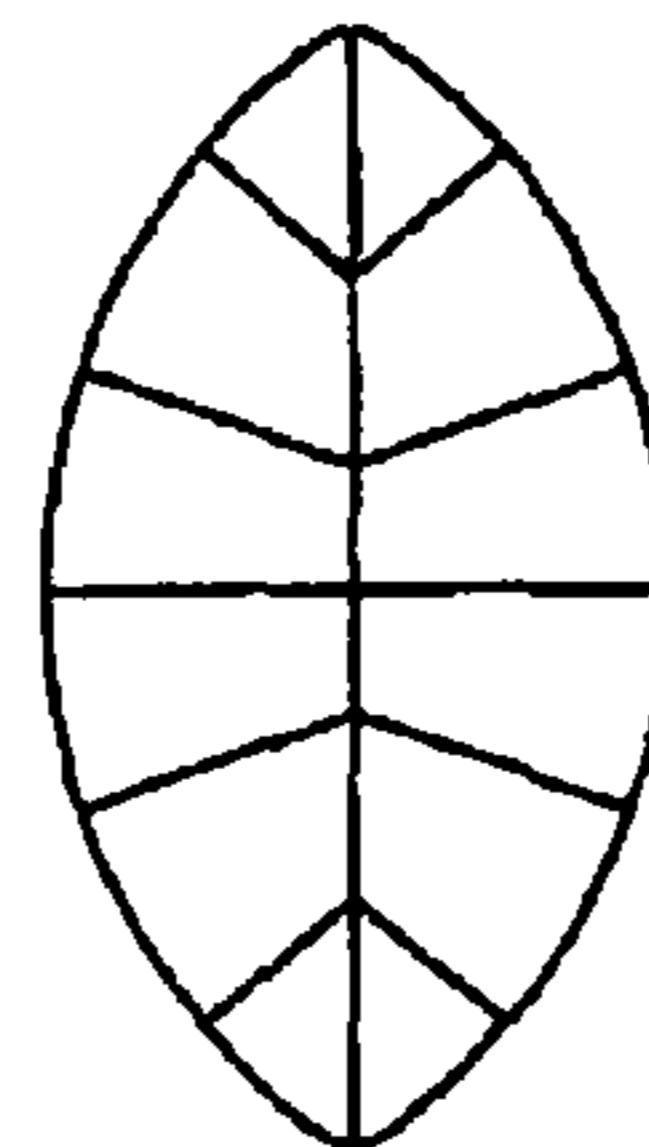


Figure 5

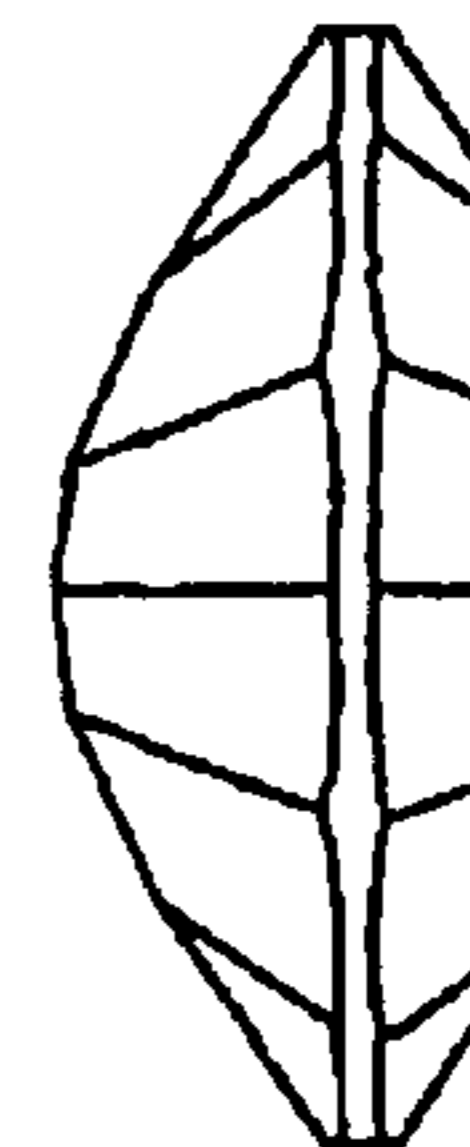


Figure 6

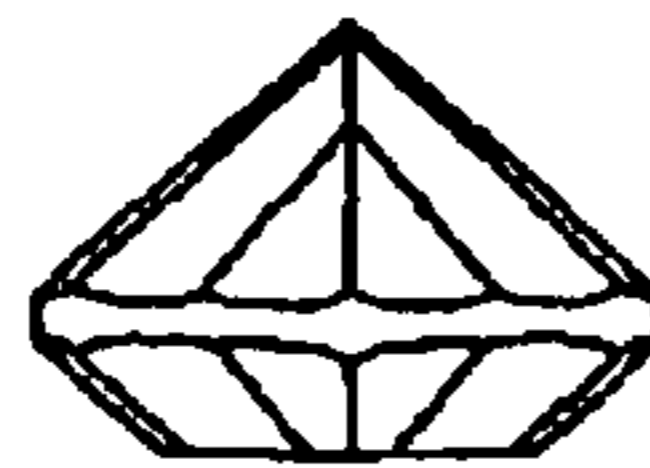


Figure 7

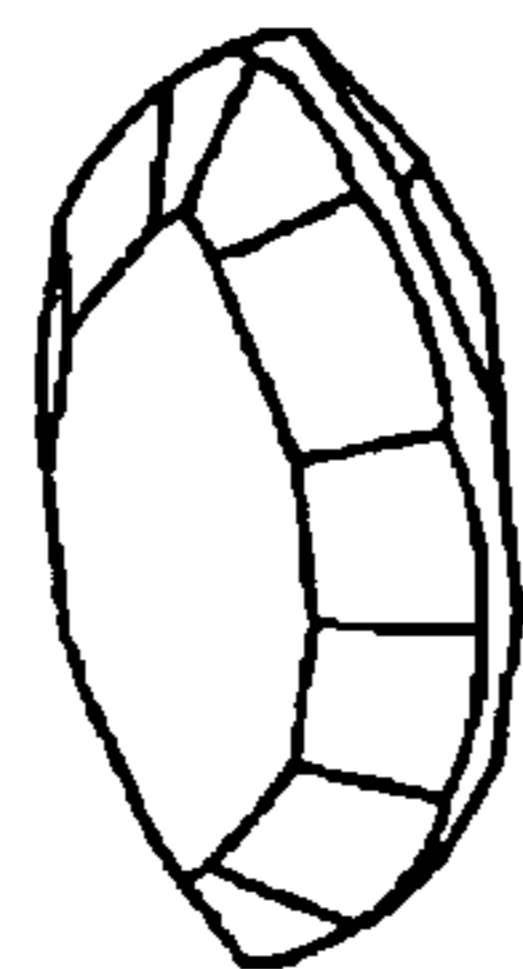


Figure 8

