



US00D588041S

(12) **United States Design Patent**
Swarovski

(10) **Patent No.:** **US D588,041 S**

(45) **Date of Patent:** **** Mar. 10, 2009**

(54) **OBJECT MADE OF GLASS**

(75) Inventor: **Helmut Swarovski**, Fritzens (AT)

(73) Assignee: **Swarovski Aktiengesellschaft**, Triesen (LI)

(**) Term: **14 Years**

(21) Appl. No.: **29/309,458**

(22) Filed: **Aug. 20, 2008**

(30) **Foreign Application Priority Data**

Feb. 25, 2008 (EM) 000886023-0013

(51) **LOC (9) Cl.** **11-02**

(52) **U.S. Cl.** **D11/90**

(58) **Field of Classification Search** D11/1-2,
D11/26-29, 89-92; 63/26-28, 32
See application file for complete search history.

(56) **References Cited**

U.S. PATENT DOCUMENTS

D493,745 S * 8/2004 Cutshall D11/90
D501,152 S * 1/2005 Tolkowsky D11/90
D501,423 S * 2/2005 Tolkowsky D11/90
D513,714 S * 1/2006 Sanghvi D11/90

D520,401 S * 5/2006 Golan et al. D11/90
D522,399 S * 6/2006 Livnat D11/90
D524,187 S * 7/2006 Golan D11/90
D534,093 S * 12/2006 Anastasiadis D11/81
D568,200 S * 5/2008 Chui D11/90

* cited by examiner

Primary Examiner—R. Seifert

(74) *Attorney, Agent, or Firm*—Wenderoth, Lind & Ponack, L.L.P.

(57) **CLAIM**

The ornamental design for an ornamental object made of glass, as shown and described.

DESCRIPTION

FIG. 1 is a bottom view of the invention;

FIG. 2 is a right end view of the invention;

FIG. 3 is a front view of the invention;

FIG. 4 is a rear view of the invention;

FIG. 5 is a left end view of the invention;

FIG. 6 is a top view of the invention;

FIG. 7 is a perspective view of the invention; and,

FIG. 8 is a perspective view of the invention.

1 Claim, 1 Drawing Sheet


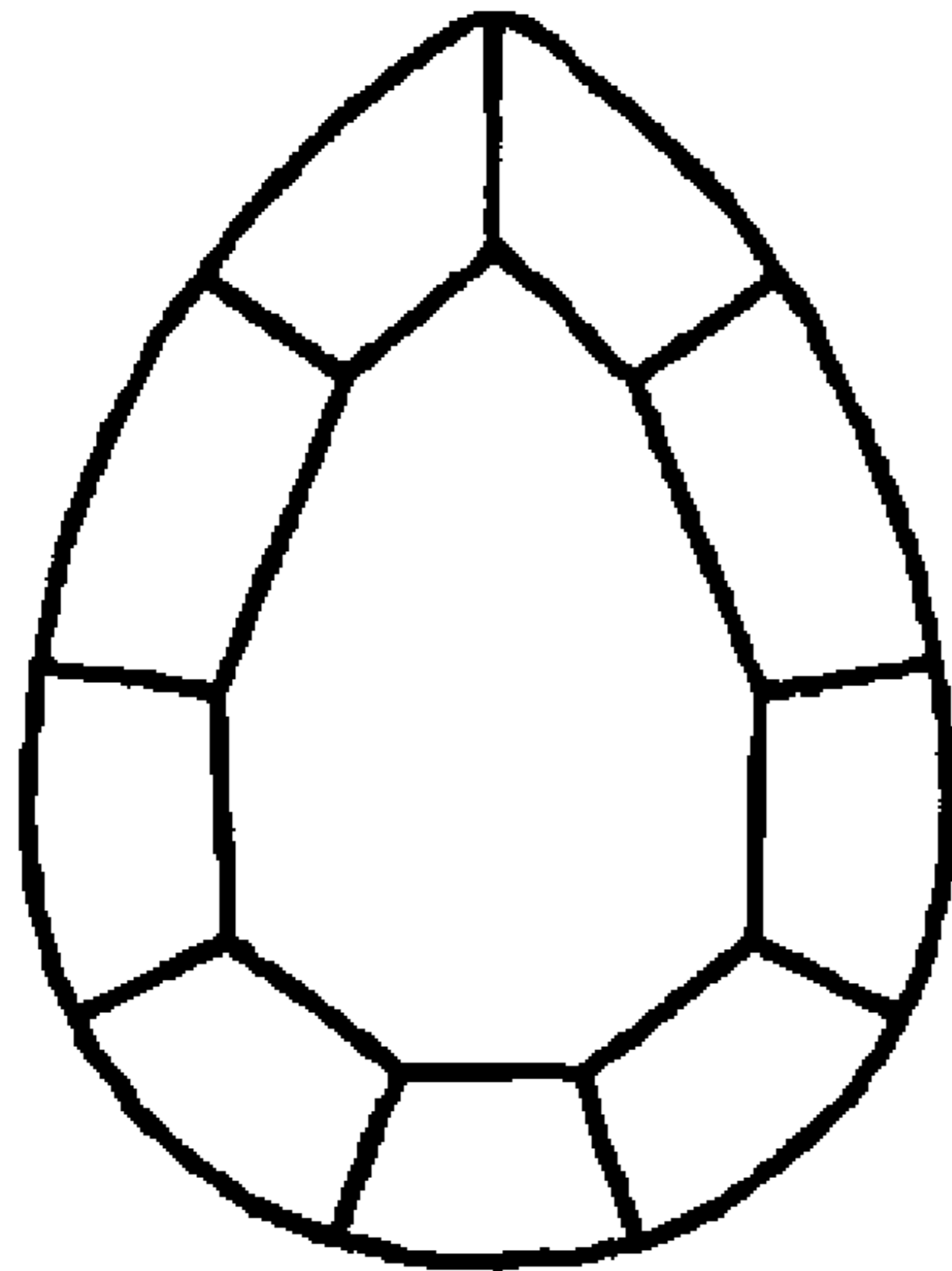


Figure 1

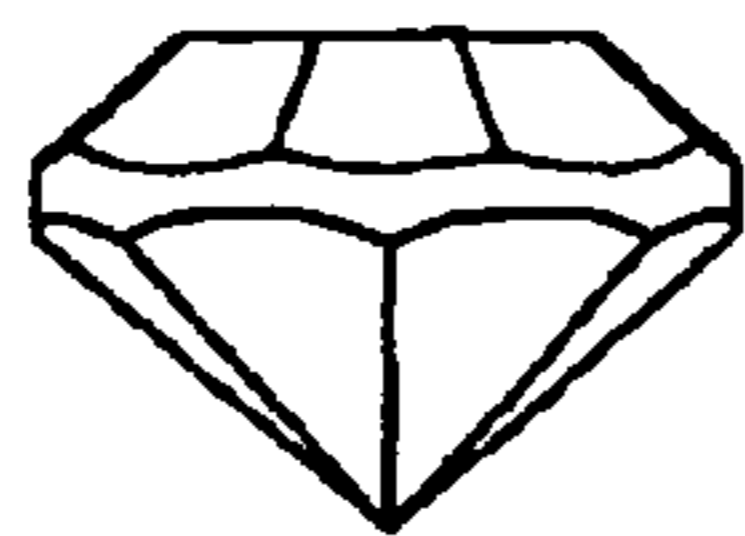


Figure 2




Figure 3

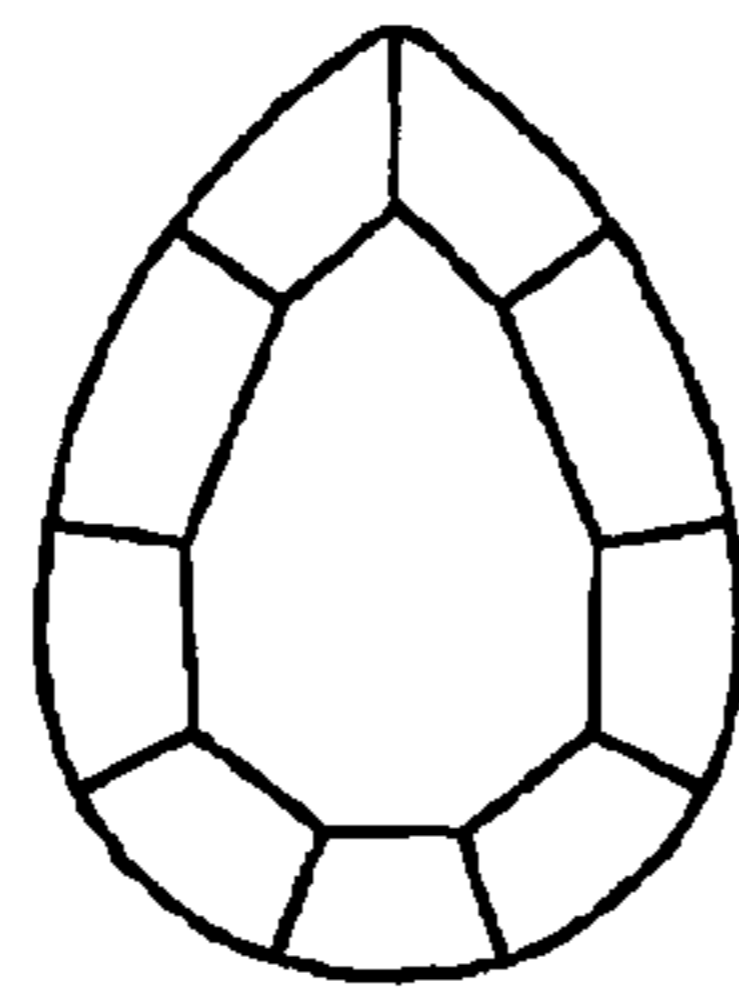


Figure 4




Figure 5




Figure 6

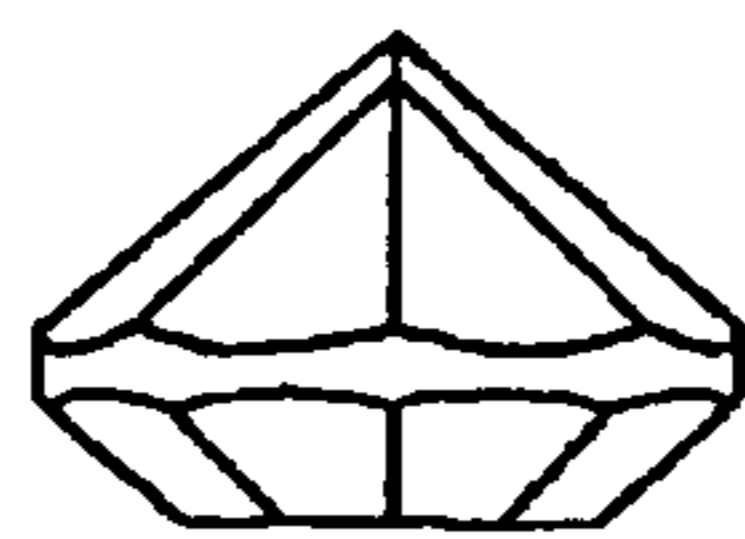


Figure 7

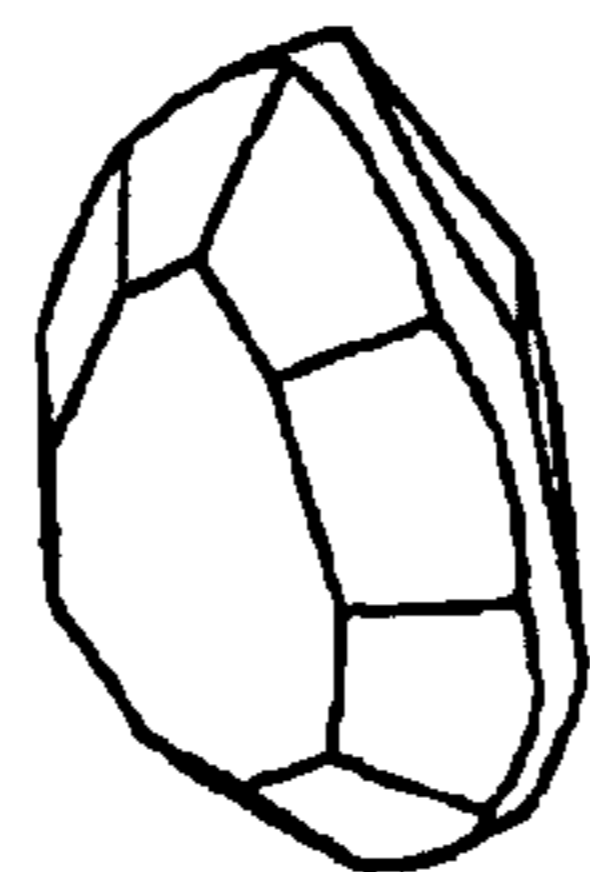


Figure 8

