



US00D588028S

(12) **United States Design Patent**  
**Cowen et al.**

(10) **Patent No.:** **US D588,028 S**  
(45) **Date of Patent:** **\*\* Mar. 10, 2009**

(54) **SCOREBOARD IN THE FORM OF AN EMBLEM**

D449,544 S \* 10/2001 Liu ..... D10/46.1  
2006/0250895 A1 \* 11/2006 Sanchez ..... 368/29  
2007/0290487 A1 \* 12/2007 Kreuzer ..... 280/728.3

(75) Inventors: **Michael C. Cowen**, Murray, KY (US);  
**Clay Perkins**, New Concord, KY (US)

\* cited by examiner

(73) Assignee: **Innovative Display Products, LLC**,  
Murray, KY (US)

*Primary Examiner*—Prabhakar Deshmukh  
(74) *Attorney, Agent, or Firm*—Christie, Parker & Hale, LLP

(\*\*) Term: **14 Years**

(57) **CLAIM**

(21) Appl. No.: **29/319,625**

The ornamental design for scoreboard in the form of an emblem, as shown and described.

(22) Filed: **Jun. 11, 2008**

**DESCRIPTION**

(51) **LOC (9) Cl.** ..... **21-01**

FIG. 1 is a front elevational view of a scoreboard in the form of an emblem showing our new design;

(52) **U.S. Cl.** ..... **D10/46.1**

FIG. 2 is a side elevational view thereof;

(58) **Field of Classification Search** ..... D10/46.1,  
D10/46; D21/324, 333, 606, 780, 781, 788,  
D21/789; 116/222–225, 173–175, DIG. 1,  
116/DIG. 3; 235/1 B; 446/268

FIG. 3 is a top plan view thereof;

FIG. 4 is a bottom plan view thereof; and,

See application file for complete search history.

FIG. 5 is front elevational view of second embodiment of FIG. 1.

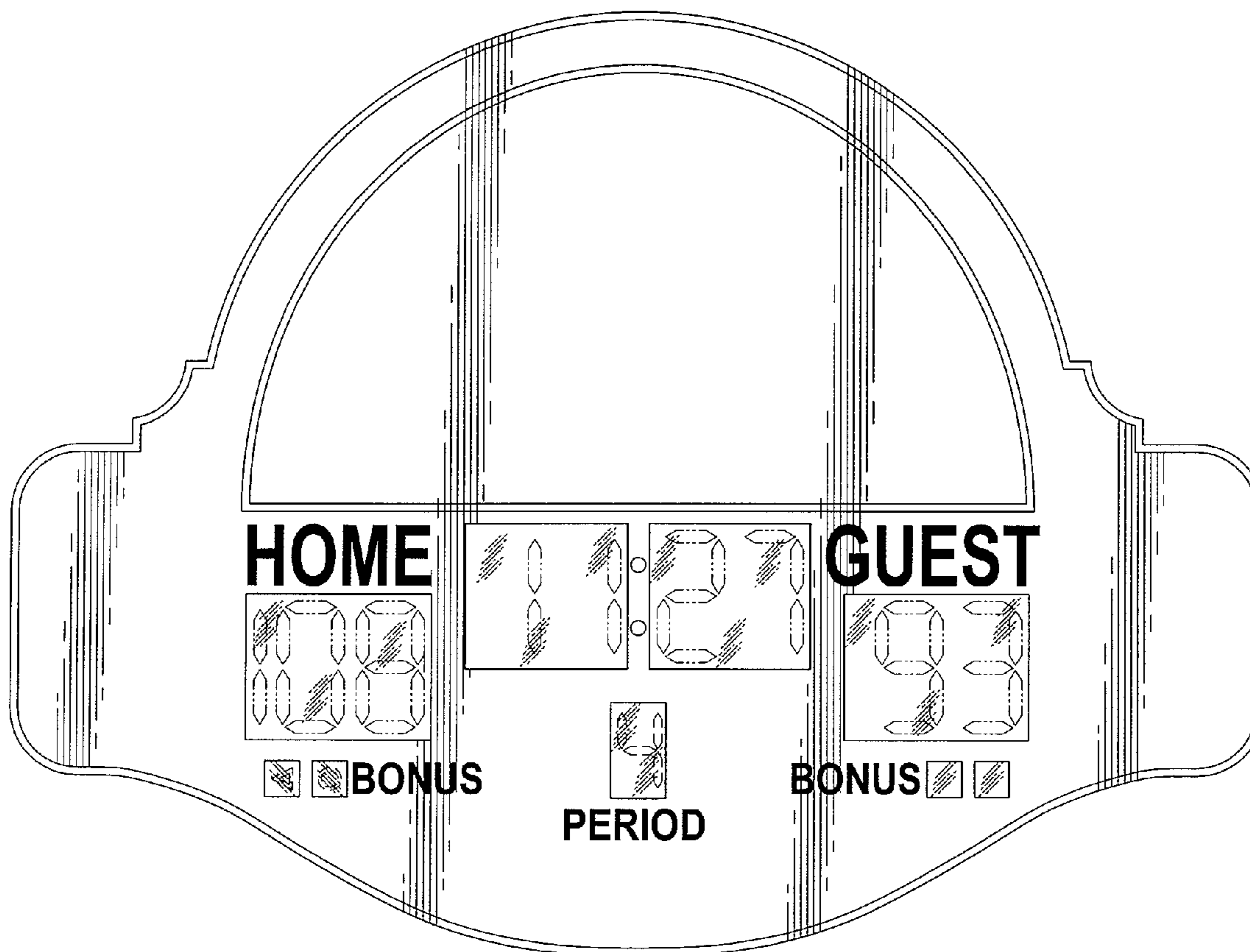
(56) **References Cited**

The side, top and bottom views of the second embodiment are the same as disclosed in FIGS. 2–4 of the first embodiment respectively.

**U.S. PATENT DOCUMENTS**

D328,012 S \* 7/1992 Mathews et al. .... D7/701  
D394,406 S \* 5/1998 Sacks ..... D10/46.1  
D434,681 S \* 12/2000 Bertsch ..... D10/46.1

**1 Claim, 3 Drawing Sheets**



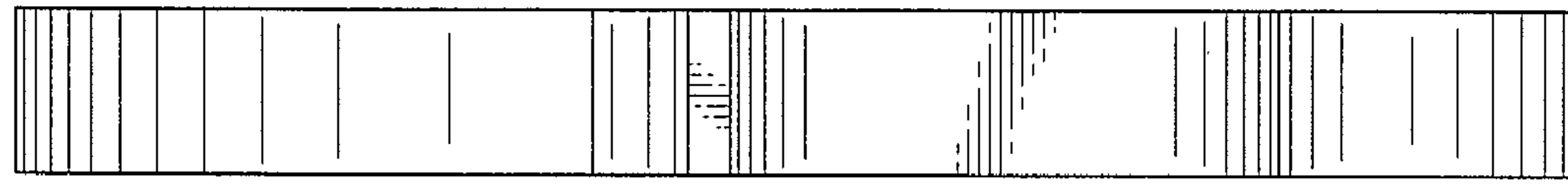


FIG. 2

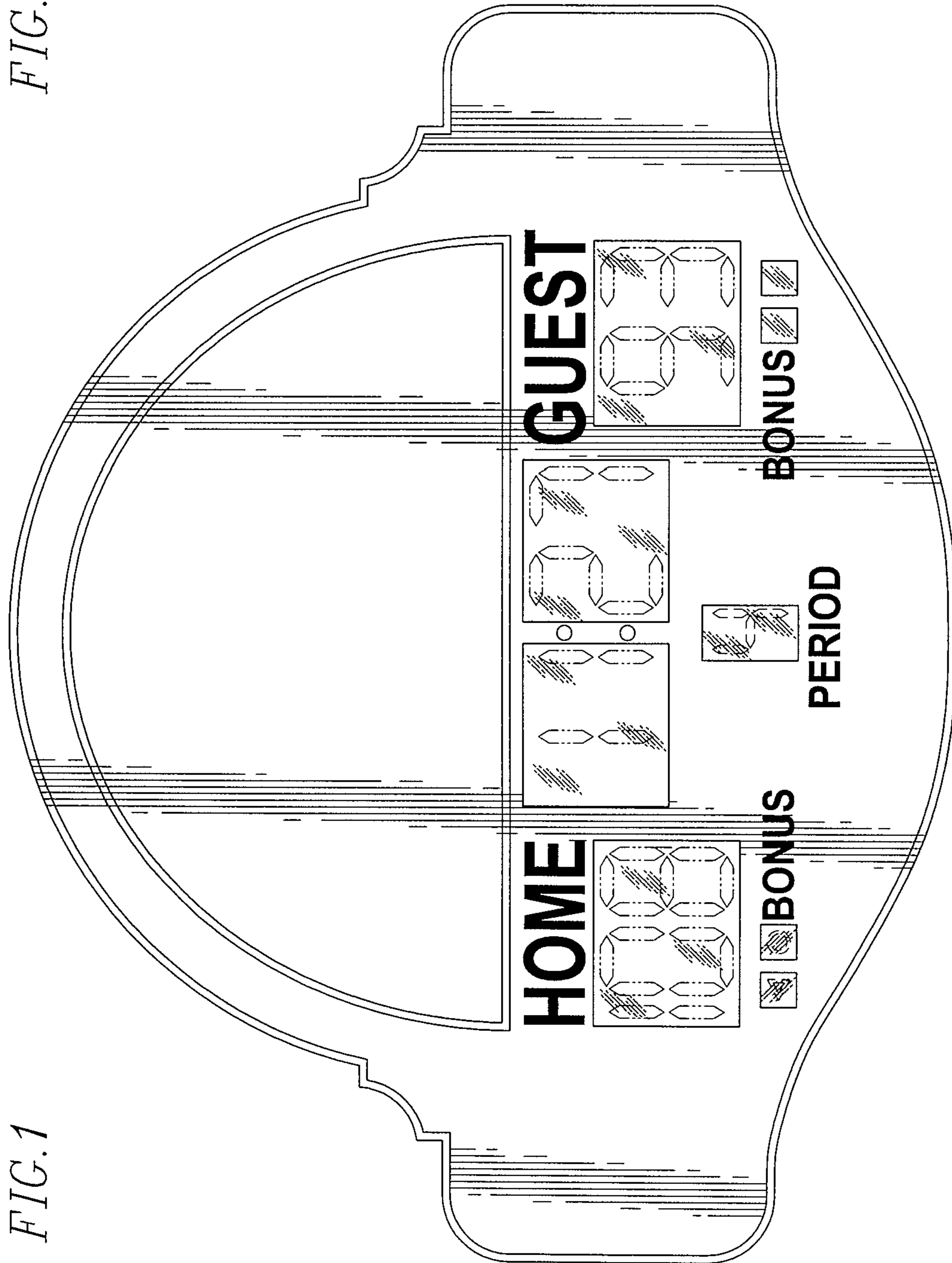



FIG. 1

*FIG. 3*



*FIG. 4*

