



US00D588022S

(12) **United States Design Patent**
Hocherman et al.

(10) **Patent No.:** **US D588,022 S**
(45) **Date of Patent:** **** Mar. 10, 2009**

(54) **ALARM CLOCK**

(75) Inventors: **Adam B. Hocherman**, Boston, MA
(US); **Eric Nichols**, San Francisco, CA
(US)

(73) Assignee: **American Innovative, LLC**, Boston,
MA (US)

(**) Term: **14 Years**

(21) Appl. No.: **29/328,461**

(22) Filed: **Nov. 25, 2008**

(51) **LOC (9) Cl.** **10-01**

(52) **U.S. Cl.** **D10/15; D10/23**

(58) **Field of Classification Search** D10/1-29;
368/276, 316, 317, 250

See application file for complete search history.

(56) **References Cited**

U.S. PATENT DOCUMENTS

D50,730 S *	5/1917	Hoche	D10/2
D73,457 S *	9/1927	Weiss	D10/19
D93,523 S *	10/1934	Schlenker	D10/23
D97,453 S *	11/1935	Bars	D10/1
D190,749 S *	6/1961	Marti et al.	D10/1
D233,026 S *	10/1974	Blessing	D10/23
D236,591 S *	9/1975	Daher	D10/23
D276,703 S *	12/1984	Au	D10/15
D359,693 S *	6/1995	Chung	D10/7

D392,901 S *	3/1998	Mok	D10/22
D460,362 S *	7/2002	Kalman	D10/22
D460,920 S *	7/2002	Kalman	D10/22
D466,822 S *	12/2002	Li	D10/15
D467,185 S *	12/2002	Chen	D10/15
D478,890 S *	8/2003	Ng	D14/170
7,048,433 B1 *	5/2006	Bhavnani et al.	368/316
D525,880 S *	8/2006	Okamura	D10/2
7,149,152 B1 *	12/2006	Chan	368/79
D567,673 S *	4/2008	Chu et al.	D10/15

* cited by examiner

Primary Examiner—Lucy Lieberman

(74) *Attorney, Agent, or Firm*—Fish & Richardson P.C.

(57) **CLAIM**

We claim the ornamental design for an alarm clock, as shown and described.

DESCRIPTION

FIG. 1 is a perspective view as seen from the top, front and right side of an alarm clock showing the new design;

FIG. 2 is a front elevational view thereof;

FIG. 3 is a rear elevational view thereof;

FIG. 4 is a right side elevational view thereof;

FIG. 5 is a left side elevational view thereof;

FIG. 6 is a top plan view thereof; and,

FIG. 7 is a bottom view thereof.

1 Claim, 7 Drawing Sheets






FIG. 1




FIG. 2

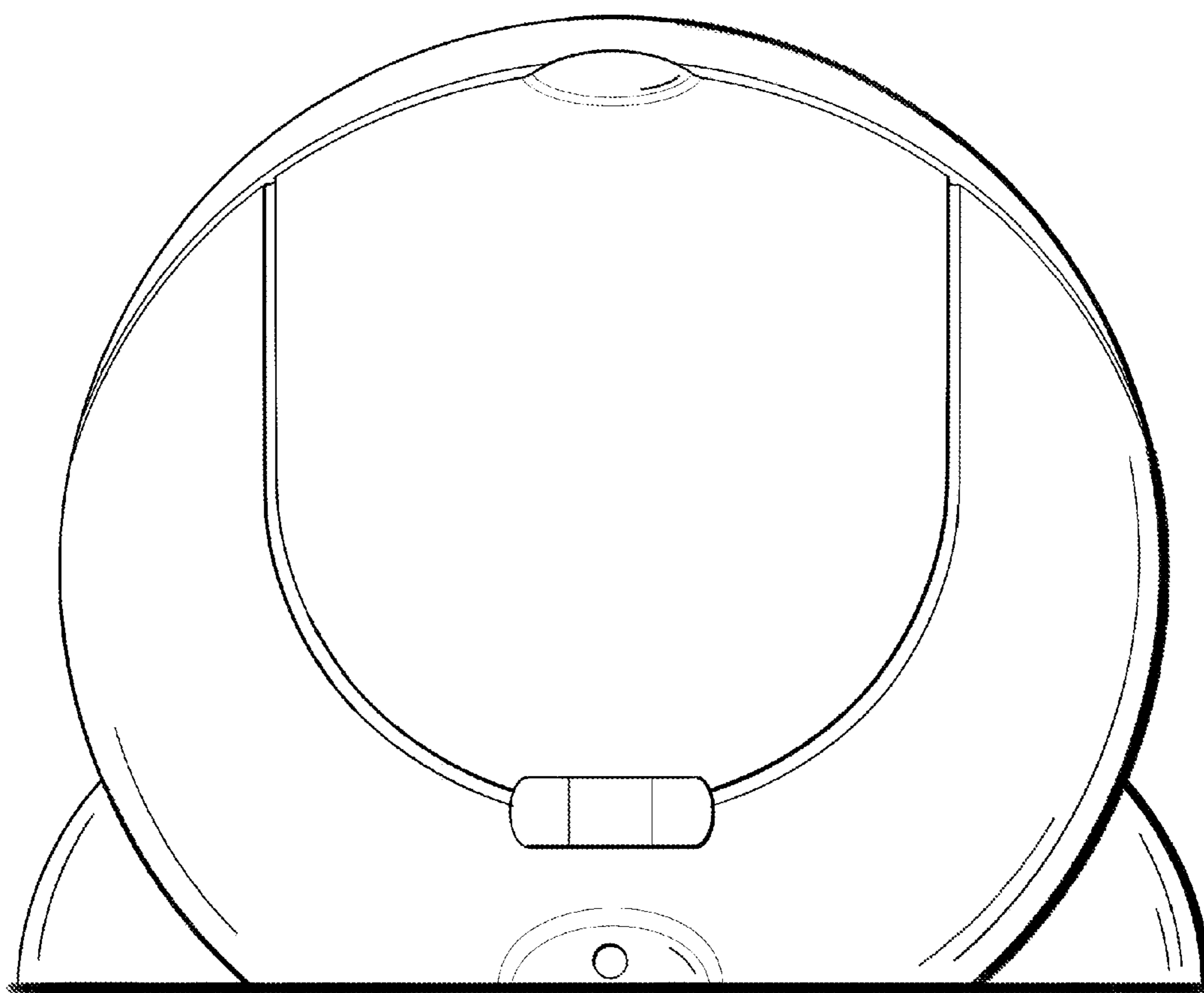


FIG. 3

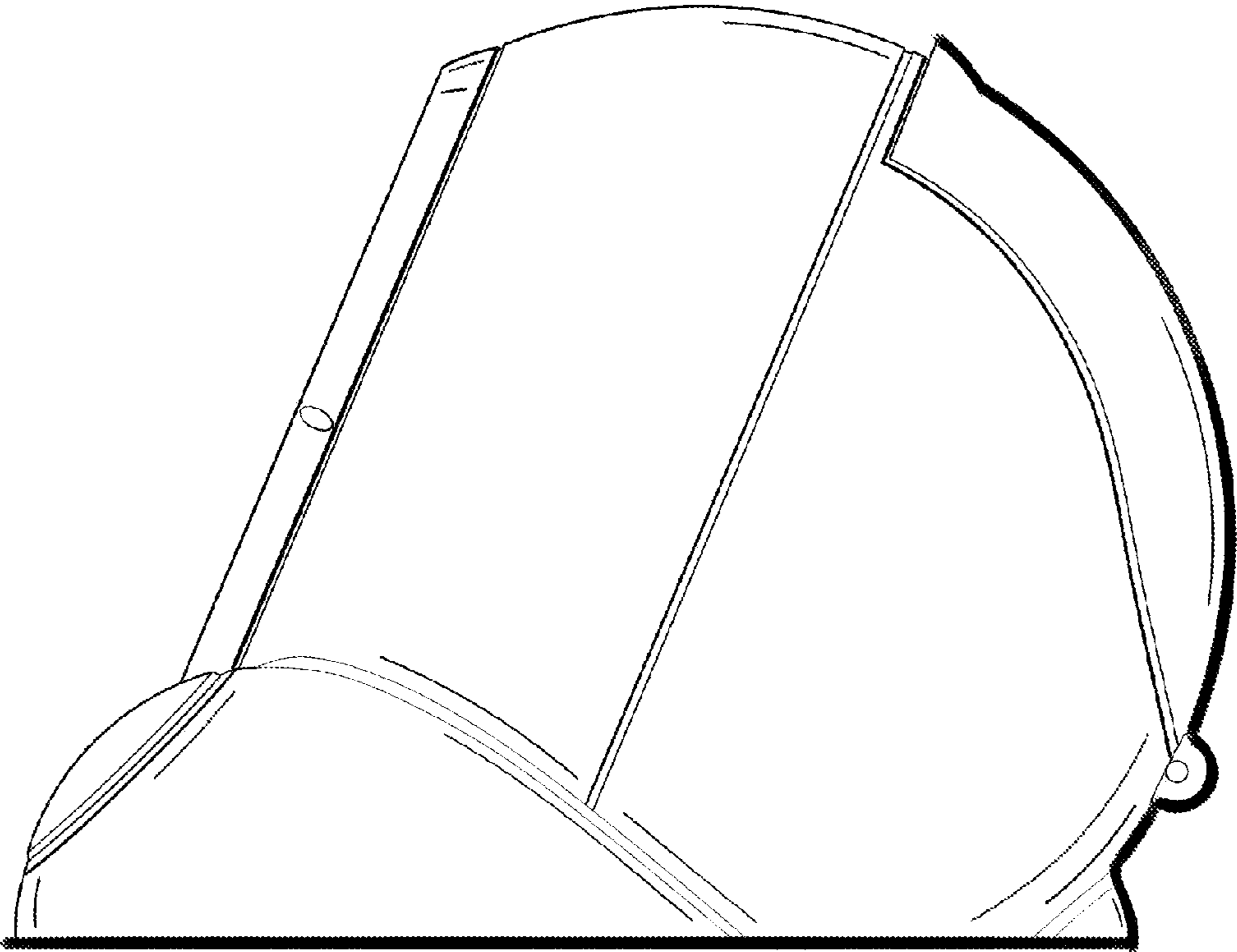


FIG. 4

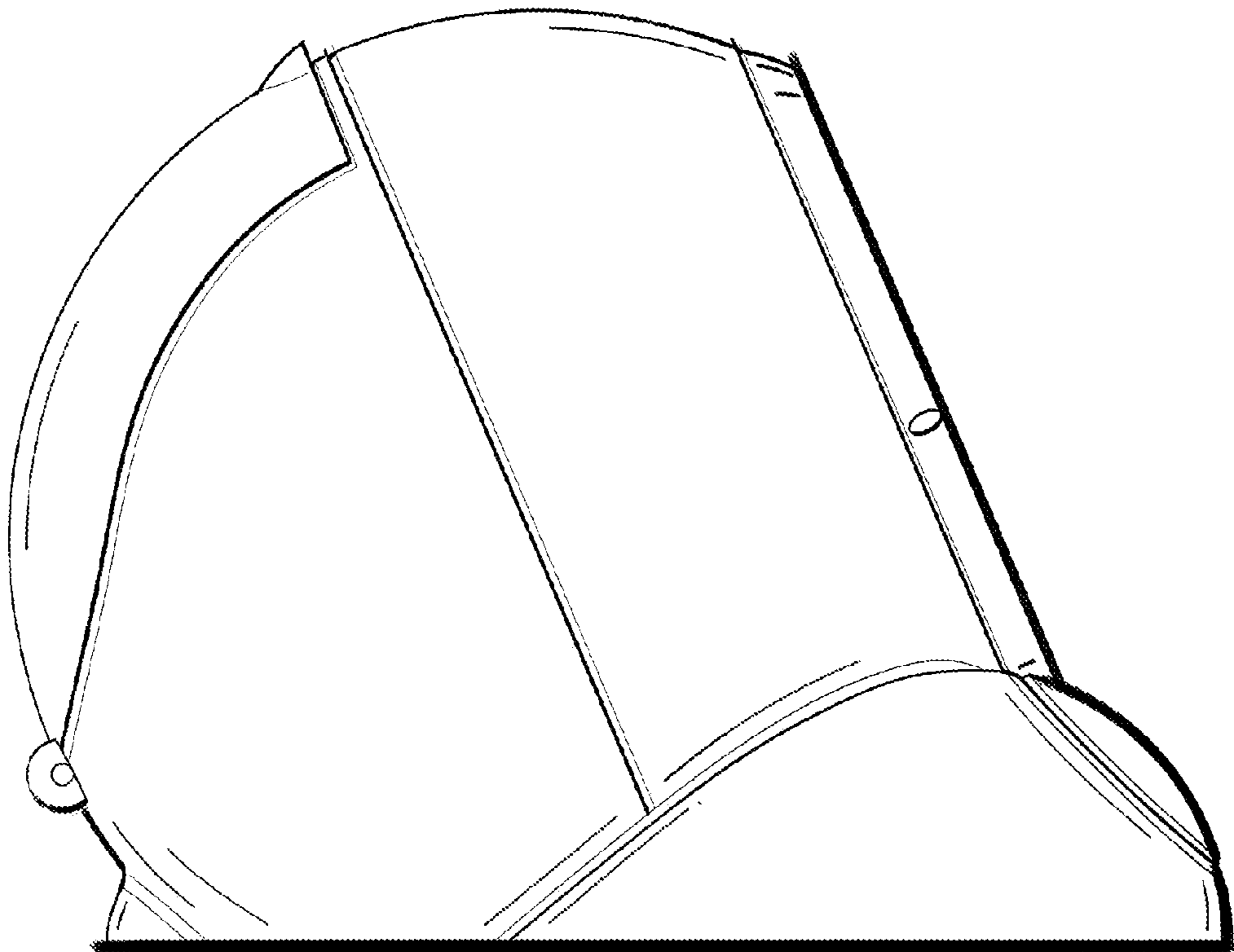


FIG. 5

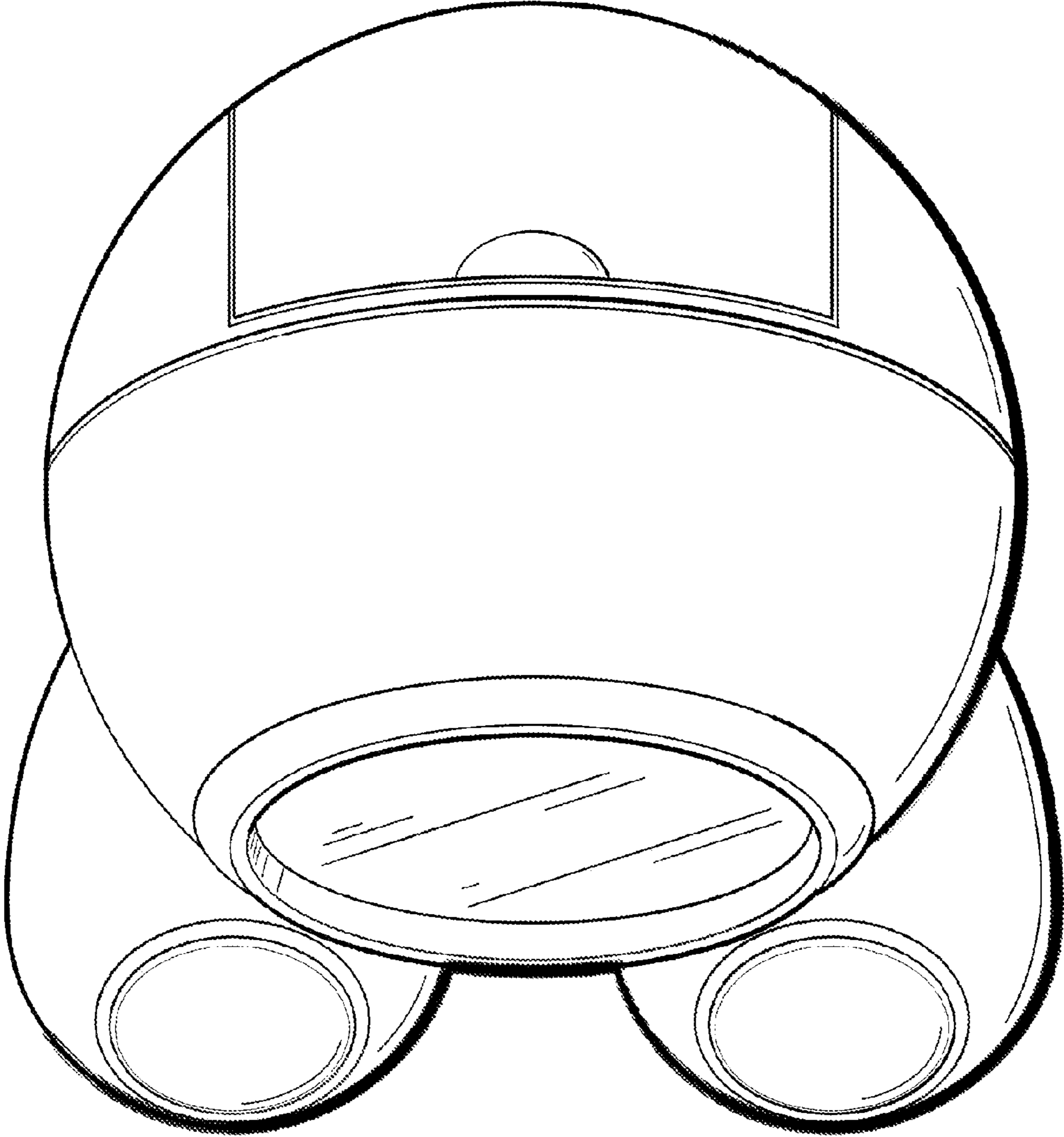


FIG. 6

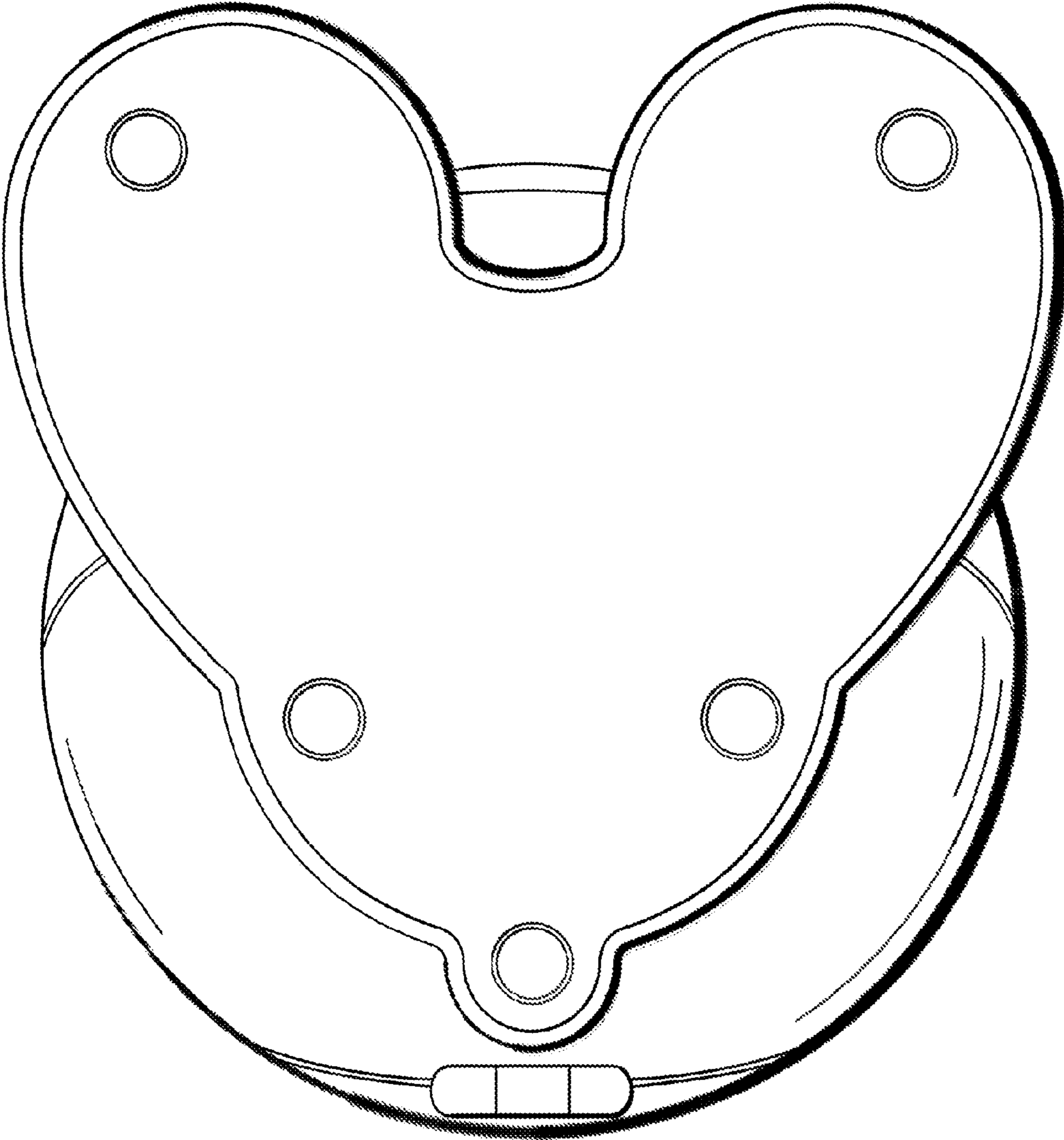


FIG. 7