



US00D588010S

(12) **United States Design Patent**
Shearsby et al.

(10) **Patent No.:** **US D588,010 S**
(45) **Date of Patent:** **** Mar. 10, 2009**

(54) **BOTTLE**

(56)

References Cited

(76) Inventors: **Graham Shearsby**, c/o Schweitzer Cornman Gross & Bondell LLP, 292 Madison Ave., 19th Floor, New York, NY (US) 10017; **Antonia Hayward**, c/o Schweitzer Cornman Gross & Bondell LLP, 292 Madison Ave., 19th Floor, New York, NY (US) 10017; **Emma Warner**, c/o Schweitzer Cornman Gross & Bondell LLP, 292 Madison Ave., 19th Floor, New York, NY (US) 10017; **Ian Robertshaw**, c/o Schweitzer Cornman Gross & Bondell LLP, 292 Madison Ave., 19th Floor, New York, NY (US) 10017; **Laurent Robin-Prevallee**, c/o Schweitzer Cornman Gross & Bondell LLP, 292 Madison Ave., 19th Floor, New York, NY (US) 10017; **Ed Mitchell**, c/o Schweitzer Cornman Gross & Bondell LLP, 292 Madison Ave., 19th Floor, New York, NY (US) 10017

U.S. PATENT DOCUMENTS

D20,792 S *	6/1891	Rodiger	D9/546
D75,191 S *	5/1928	Shafer	D7/605
D76,990 S *	11/1928	Curran	D9/523
D78,140 S *	4/1929	Sinks	D9/546
D92,640 S *	6/1934	Ennever	D9/560
D98,599 S *	2/1936	Lanvin	D9/546
D110,731 S *	8/1938	Repenning	D9/550
D118,299 S *	12/1939	Cobb	D9/550
D171,643 S *	3/1954	Du Pree	D7/300
D194,712 S *	2/1963	Du Pree	D7/300

(Continued)

Primary Examiner—Stella M Reid
Assistant Examiner—Elizabeth J Oswecki
(74) *Attorney, Agent, or Firm*—Schweitzer Cornman Gross & Bondell LLP

(**) **Term:** **14 Years**

(21) **Appl. No.:** **29/319,064**

(22) **Filed:** **Jun. 3, 2008**

(30) **Foreign Application Priority Data**

Apr. 8, 2008 (EM) 9111777

(51) **LOC (9) Cl.** **09-01**

(52) **U.S. Cl.** **D9/544; D9/560; D9/565; D9/567; D9/563; D9/520**

(58) **Field of Classification Search** D9/516, D9/529, 541, 542, 543, 544, 545, 546, 550, D9/552, 555, 559, 560, 563, 565, 568, 574, D9/575; 215/381–385

See application file for complete search history.

(57)


CLAIM

The ornamental design for a bottle, as shown and described.

DESCRIPTION

FIG. 1 is a front top left side perspective view of a bottle showing our new design;
FIG. 2 is a front elevation view thereof;
FIG. 3 is a left side elevation view thereof;
FIG. 4 is a rear elevation view thereof;
FIG. 5 is a right side elevation view thereof;
FIG. 6 is a top plan view thereof;
FIG. 7 is a bottom plan view thereof; and,
FIG. 8 is a front, left bottom perspective view thereof.

1 Claim, 7 Drawing Sheets



US D588,010 S

Page 2

U.S. PATENT DOCUMENTS

3,567,104	A *	3/1971	Arslanian et al.	229/117.27	D369,559	S *	5/1996	Vilval	D9/561
D289,975	S *	5/1987	Wendt	D24/121	D432,427	S *	10/2000	Shanahan	D9/544
D306,695	S *	3/1990	Smith	D9/563	D500,681	S *	1/2005	Uchiyama	D9/560
D343,580	S *	1/1994	Reynaud	D9/560	D526,206	S *	8/2006	Varlet	D9/560
5,499,730	A *	3/1996	Harbour	215/382	D527,646	S *	9/2006	Cornet et al.	D9/560
					D578,898	S *	10/2008	Ungrady	D9/560

* cited by examiner




FIG. 1




FIG. 2



FIG. 3

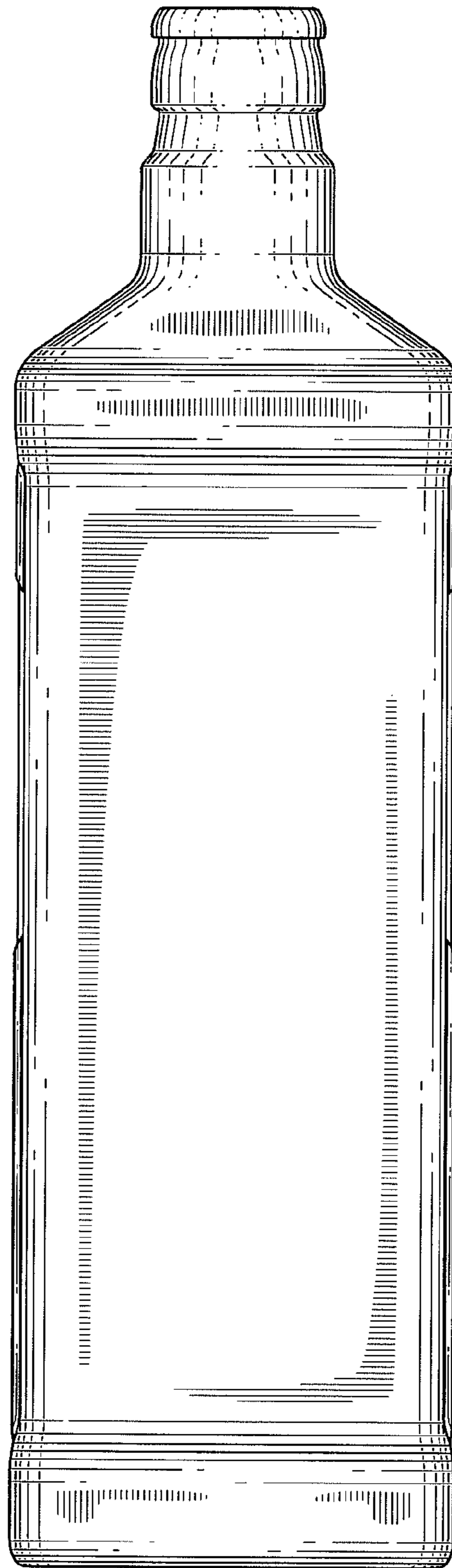


FIG. 4




FIG. 5

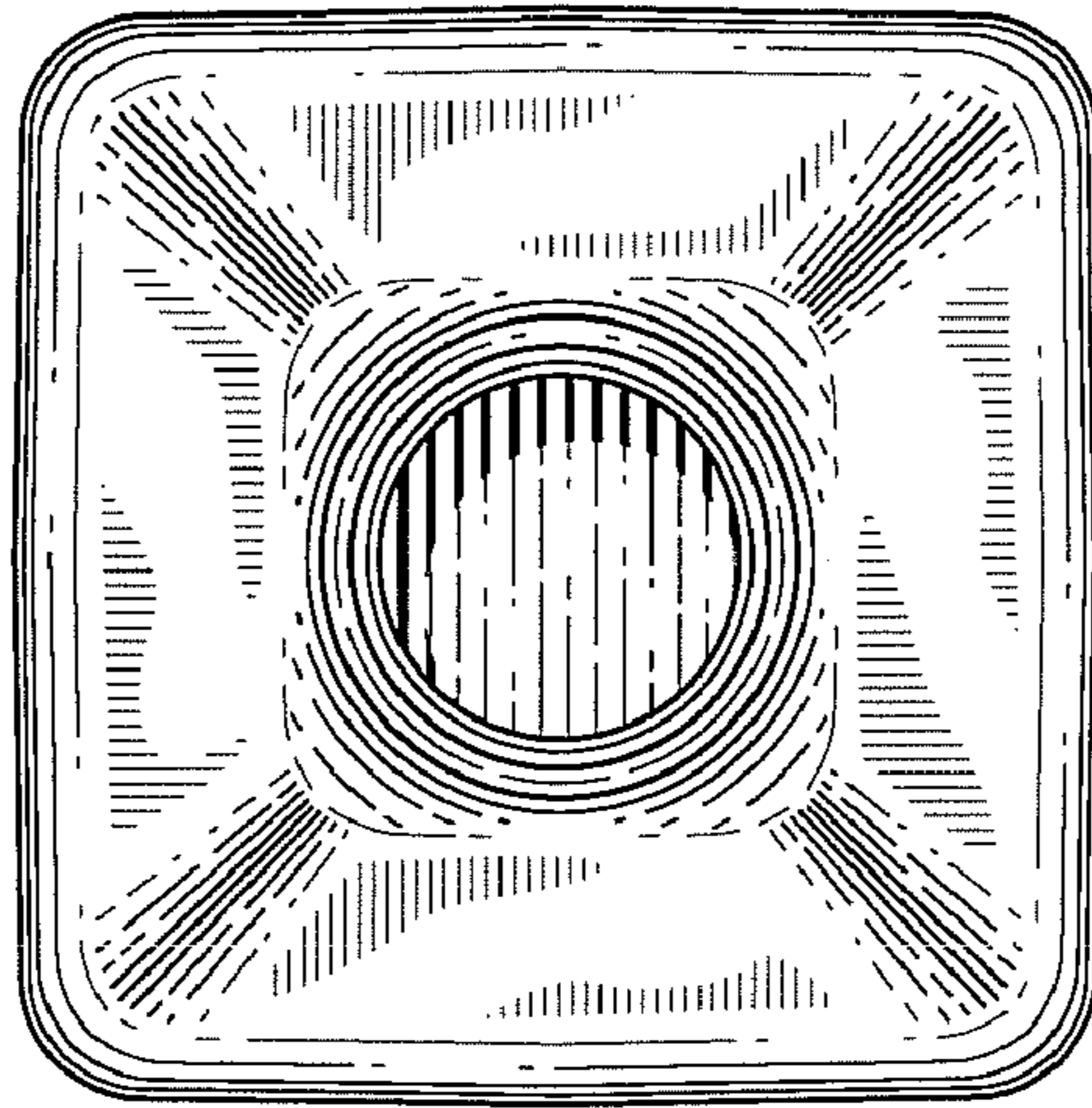


FIG. 6




FIG. 7




FIG. 8