



US00D587988S

(12) **United States Design Patent**
Johansson

(10) **Patent No.:** **US D587,988 S**
(45) **Date of Patent:** **** Mar. 10, 2009**

(54) **CORD LOCK**

(76) Inventor: **Benny Johansson**, Götagatan 3 B,
Hässleholm (SE) 28150

(**) Term: **14 Years**

(21) Appl. No.: **29/286,163**

(22) Filed: **Apr. 26, 2007**

(30) **Foreign Application Priority Data**

Feb. 5, 2007 (EM) 000664743

(51) **LOC (9) Cl.** **08-05**

(52) **U.S. Cl.** **D8/356**

(58) **Field of Classification Search** D8/105,
D8/107, 333, 349, 354, 356, 358, 360, 360.1,
D8/367, 373, 382, 383, 394-396, 400; D23/261;
D26/38; 24/18, 197, 561; 174/153 G, 650,
174/656, 135; 242/400.1, 405.1, 405.2, 600,
242/603, 604, 604.1, 607, 608, 608.6, 608.7,
242/609, 916; 248/65, 74.1-74.4, 201, 214,
248/215, 229.26, 302, 304, 316.7, 316.8;
439/367, 369, 371, 472; 211/119; D13/153;
224/268, 269, 666

See application file for complete search history.

(56) **References Cited**

U.S. PATENT DOCUMENTS

479,509 A * 7/1892 Heaphy, Jr. 24/130
D23,423 S * 7/1894 Mintzer D8/382
656,431 A * 8/1900 Stewart 24/130
1,383,665 A * 7/1921 Rohan 24/129 B
1,485,266 A * 2/1924 Hennah 24/570
1,485,996 A * 3/1924 Stout 24/18
1,806,162 A * 5/1931 Hahn 24/712.6
2,204,117 A * 6/1940 Brammer 474/241
2,229,935 A * 1/1941 Powers 24/131 R
D153,644 S * 5/1949 Stanley, Sr. et al. D32/61
2,533,341 A * 12/1950 Alfano 242/388
2,825,952 A * 3/1958 Van Driel 24/570
D233,977 S * 12/1974 Dyal D8/358
D259,244 S * 5/1981 Grecol, Jr. D8/380

D275,262 S * 8/1984 Kimball D8/356
4,779,816 A * 10/1988 Varlet 242/405.1
5,179,044 A * 1/1993 Muromachi et al. 439/369
5,336,106 A * 8/1994 Osten 439/369
D359,229 S * 6/1995 Jules D8/395
5,423,693 A * 6/1995 Light 439/369
D372,188 S * 7/1996 Van Dyke D8/358
5,547,390 A * 8/1996 Laherty 439/373
5,625,925 A * 5/1997 Richards 24/129 B
D412,100 S * 7/1999 Kruse et al. D8/367
6,012,940 A * 1/2000 Wheeler 439/369
6,450,436 B1 * 9/2002 Tsuji et al. 242/400.1
D487,390 S * 3/2004 Tanaka et al. D8/354

(Continued)

FOREIGN PATENT DOCUMENTS

IT EC-301734-0009 * 2/2005
NL EC-320312-0001 * 4/2005

Primary Examiner—T. Chase Nelson
Assistant Examiner—Karen Acker

(57) **CLAIM**

The ornamental design for a cord lock, as shown and described.

DESCRIPTION

FIG. 1 is a perspective view of a cord lock showing my new design;

FIG. 2 is a left side elevational view thereof;

FIG. 3 is a front elevational view, the opposite side being a mirror image thereof;

FIG. 4 is a right side elevational view thereof;

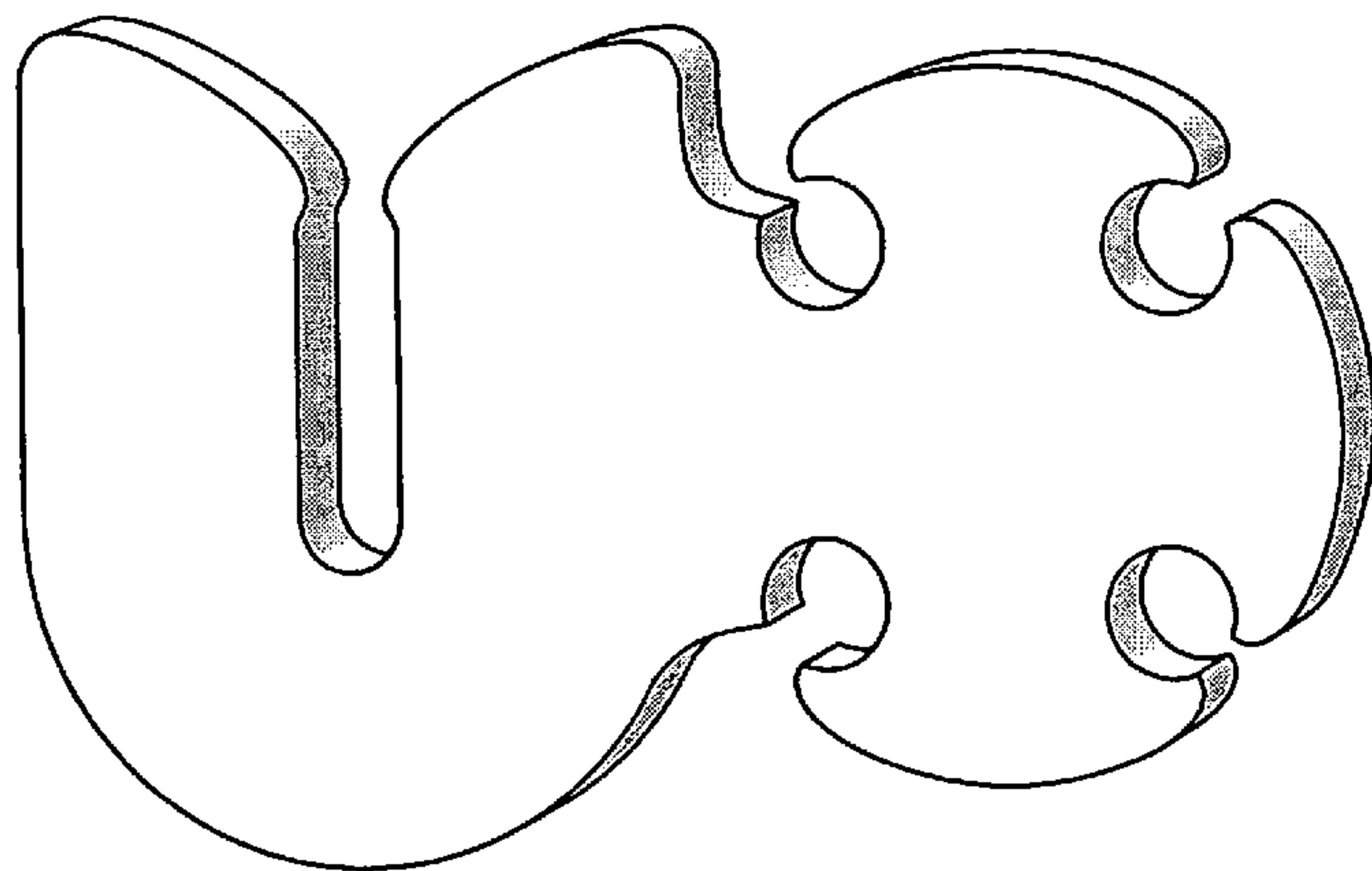
FIG. 5 is a bottom plan view thereof;

FIG. 6 is an environmental, perspective view thereof; and,

FIG. 7 is an environmental, top plan view thereof.

The broken lines in FIGS. 6 and 7 show structures illustrating the design in an environment of use and form no part of the claimed design.

1 Claim, 2 Drawing Sheets



US D587,988 S

Page 2

U.S. PATENT DOCUMENTS							
				6,979,221	B1 *	12/2005	Hunter 439/369
				D522,849	S *	6/2006	Dick et al. D8/395
D488,372	S *	4/2004	Gambrell	7,081,004	B1 *	7/2006	Puzio 439/369
6,833,508	B2 *	12/2004	Cha	2007/0011850	A1 *	1/2007	Downing et al. 24/16 R
D505,616	S *	5/2005	Wingarter et al.				
							* cited by examiner

Fig. 1

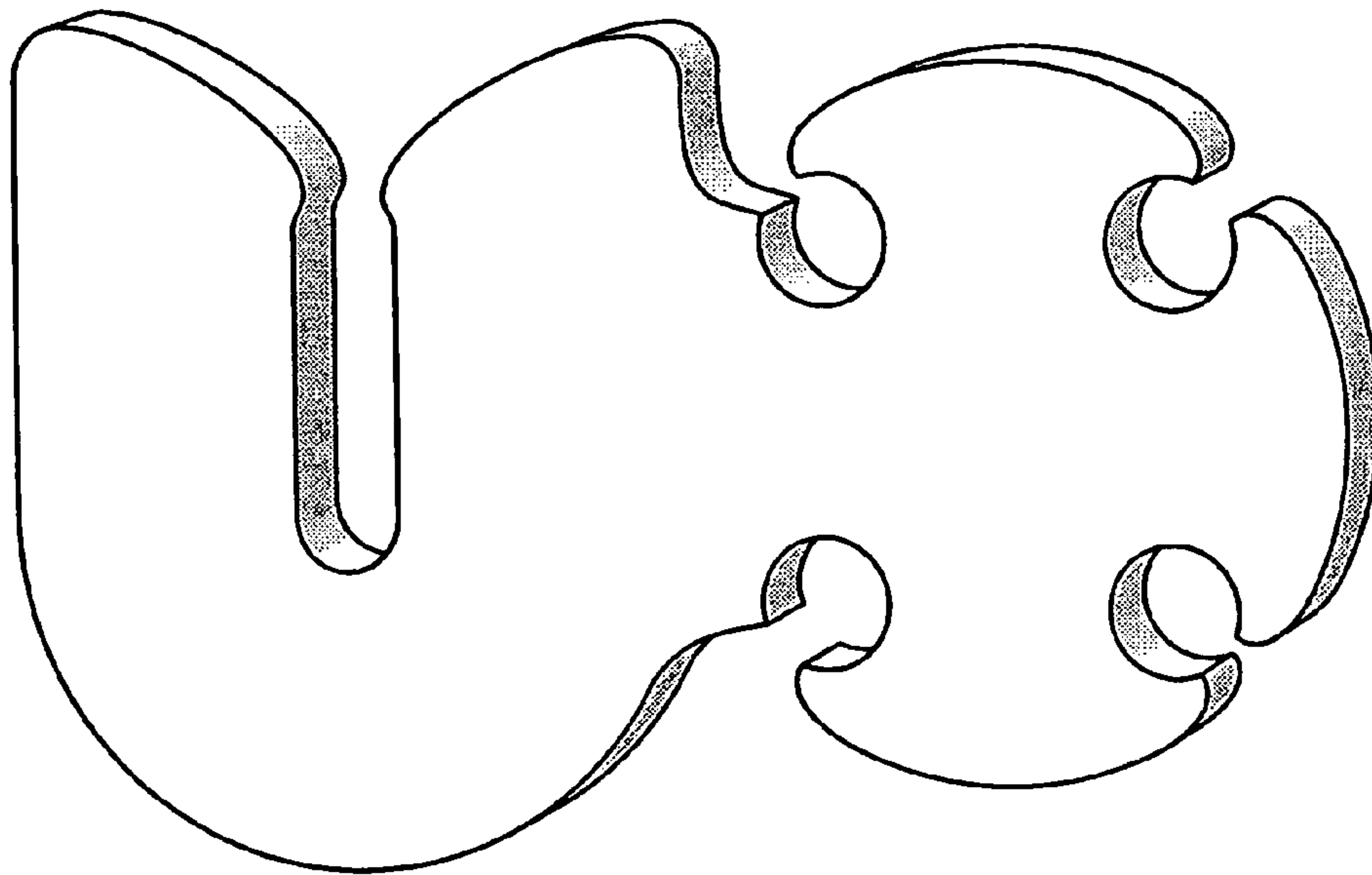


Fig. 2



Fig. 3

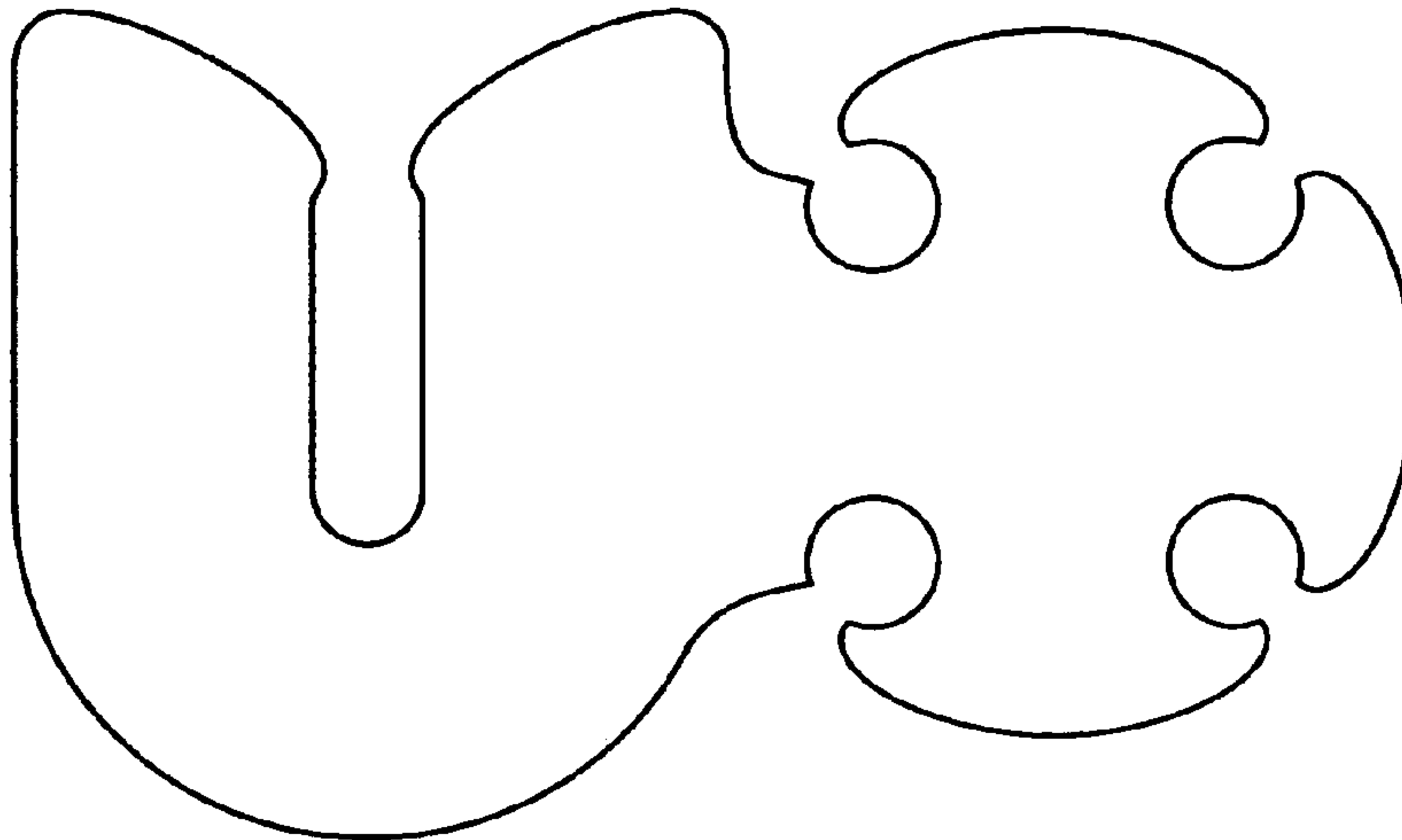


Fig. 4




Fig. 5



Fig. 6

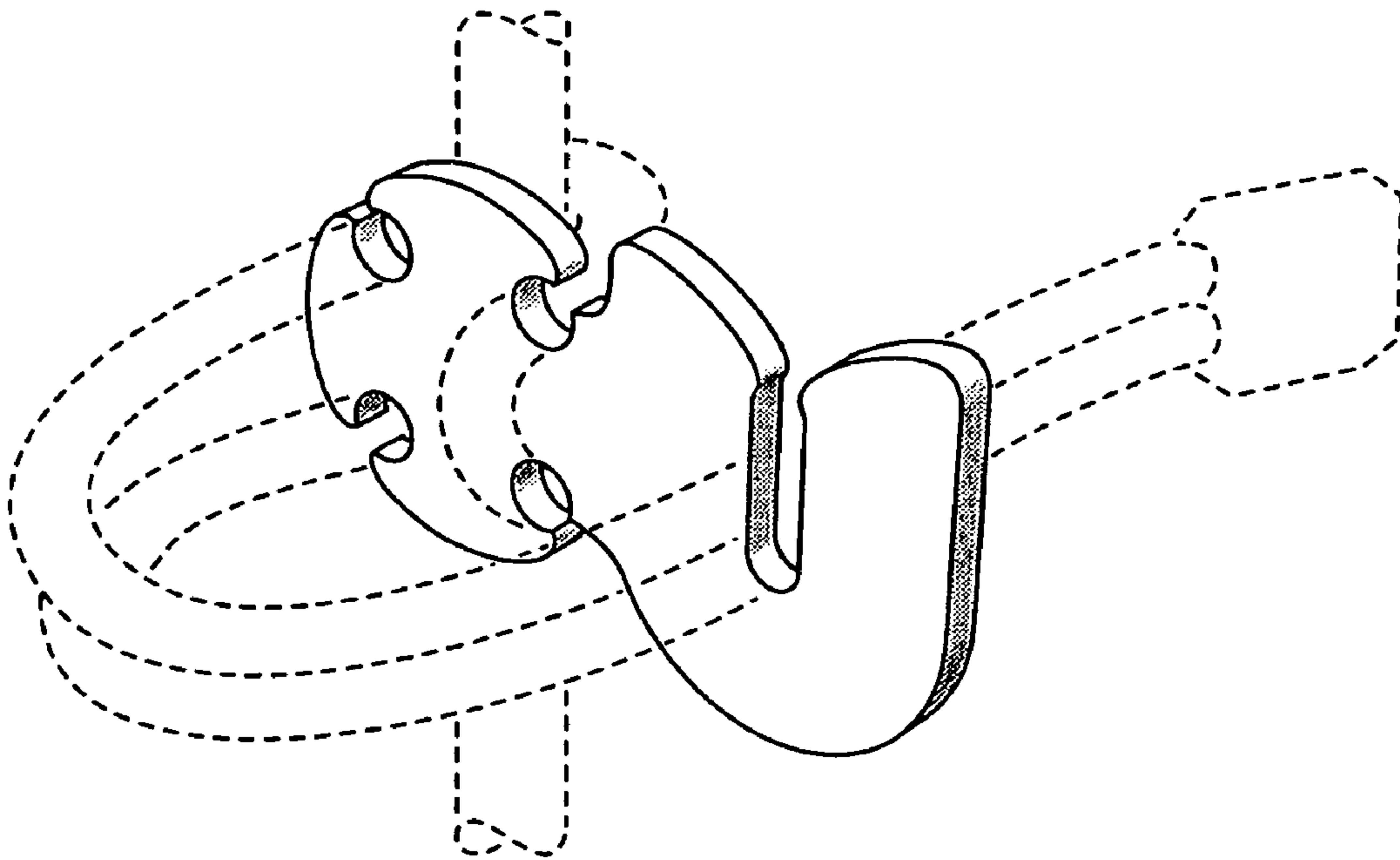


Fig. 7

