



US00D587973S

(12) **United States Design Patent**  
**Romano**

(10) **Patent No.:** **US D587,973 S**  
(45) **Date of Patent:** **\*\* Mar. 10, 2009**

(54) **CONTAINER**

(75) Inventor: **Gianmichele Romano**, Lainate (IT)

(73) Assignee: **Perfetti Van Melle S.p.A.**, Lainate (IT)

(\*\*) Term: **14 Years**

(21) Appl. No.: **29/297,709**

(22) Filed: **Nov. 16, 2007**

(30) **Foreign Application Priority Data**

May 17, 2007 (EM) ..... 000724810

(51) **LOC (9) Cl.** ..... **07-07**

(52) **U.S. Cl.** ..... **D7/629; D7/612**

(58) **Field of Classification Search** ..... D7/612-615,  
D7/601, 602, 629; D9/572, 416, 425-432;  
220/780-806, 574-575

See application file for complete search history.

(56) **References Cited**

**U.S. PATENT DOCUMENTS**

2,111,884	A *	3/1938	Cahaney	.....	220/804
4,412,625	A *	11/1983	Zander	.....	220/811
D280,966	S *	10/1985	Prophet et al.	.....	D7/614
D293,652	S *	1/1988	Peters	.....	D9/543
D308,336	S *	6/1990	Delbanco	.....	D9/572
D314,139	S *	1/1991	Ambasz	.....	D9/523
4,990,345	A *	2/1991	Webb	.....	220/522

D317,261	S *	6/1991	Brown et al.	.....	D9/430
D341,233	S *	11/1993	Muller	.....	D9/430
5,335,804	A *	8/1994	Flory	.....	211/78
D356,368	S *	3/1995	Kunze	.....	D9/430
5,950,913	A *	9/1999	Rea et al.	.....	206/830
D424,378	S *	5/2000	Bacon et al.	.....	D7/602
D439,161	S *	3/2001	Rondolino	.....	D9/430
D524,119	S *	7/2006	Kim	.....	D7/629
D535,530	S *	1/2007	Clement	.....	D7/629

\* cited by examiner

*Primary Examiner*—Terry A Wallace

(74) *Attorney, Agent, or Firm*—Young & Thompson

(57) **CLAIM**

The ornamental design for a container, as shown.

**DESCRIPTION**

FIG. 1 is a top and side perspective view of a container showing my new design;

FIG. 2 is a side elevational view thereof;

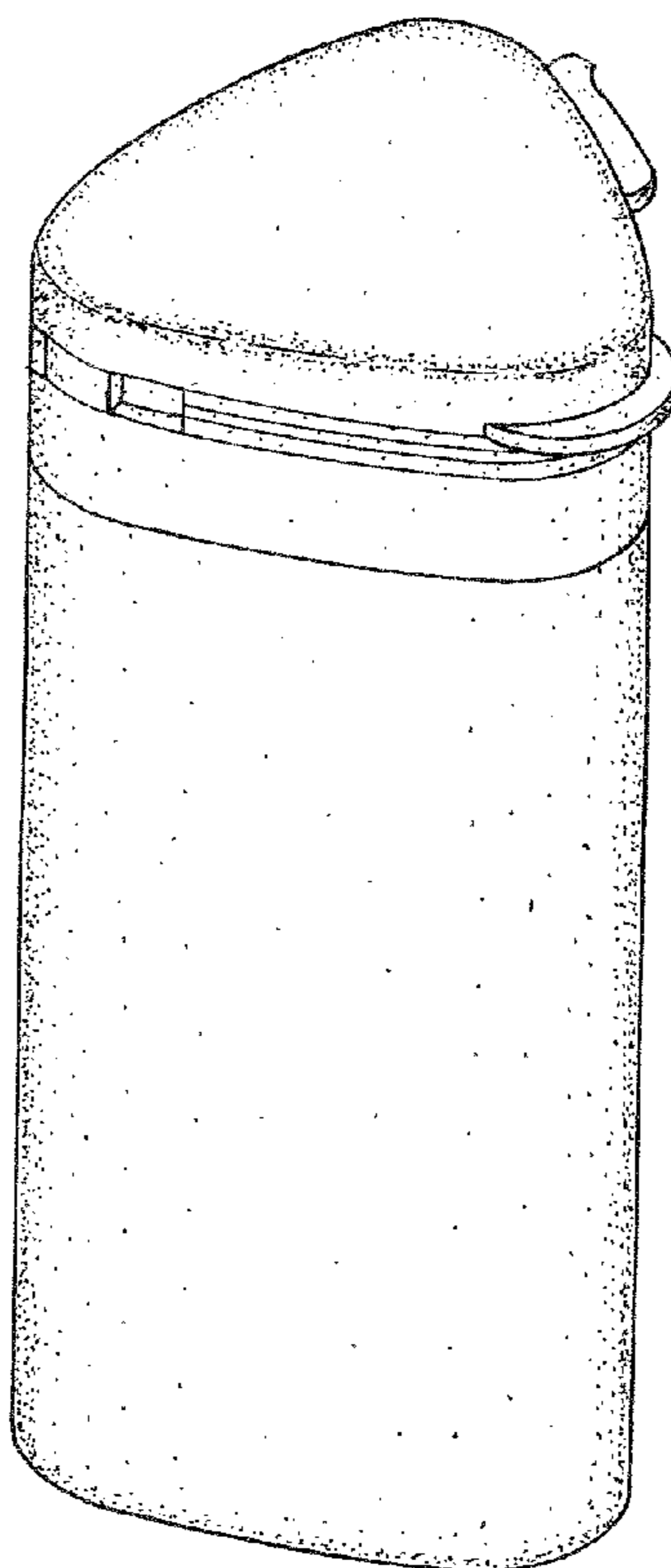
FIG. 3 is a side elevational view thereof from the right of FIG. 2;

FIG. 4 is a side elevational view thereof from the left of FIG. 2;

FIG. 5 is a top plan view thereof; and,

FIG. 6 is a bottom plan view thereof.

**1 Claim, 2 Drawing Sheets**



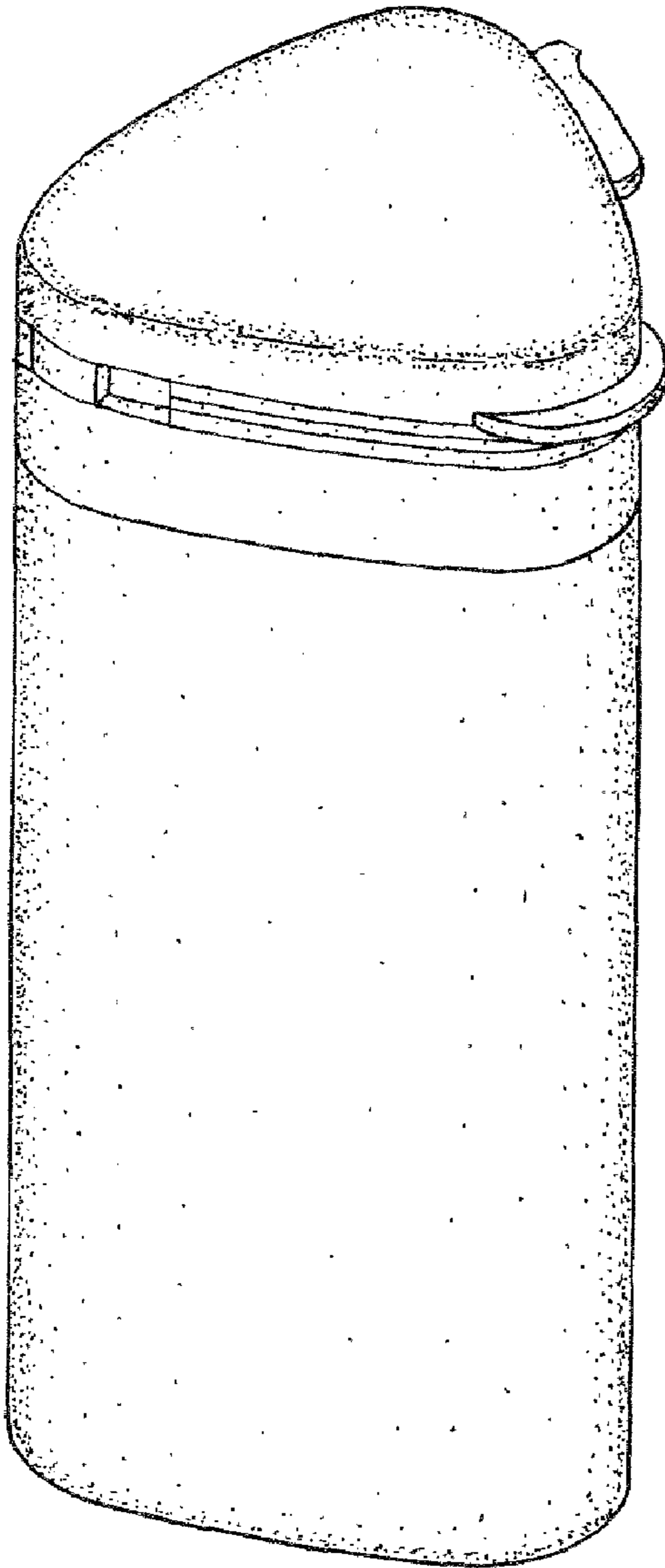


Fig. 1




Fig. 2




Fig. 3

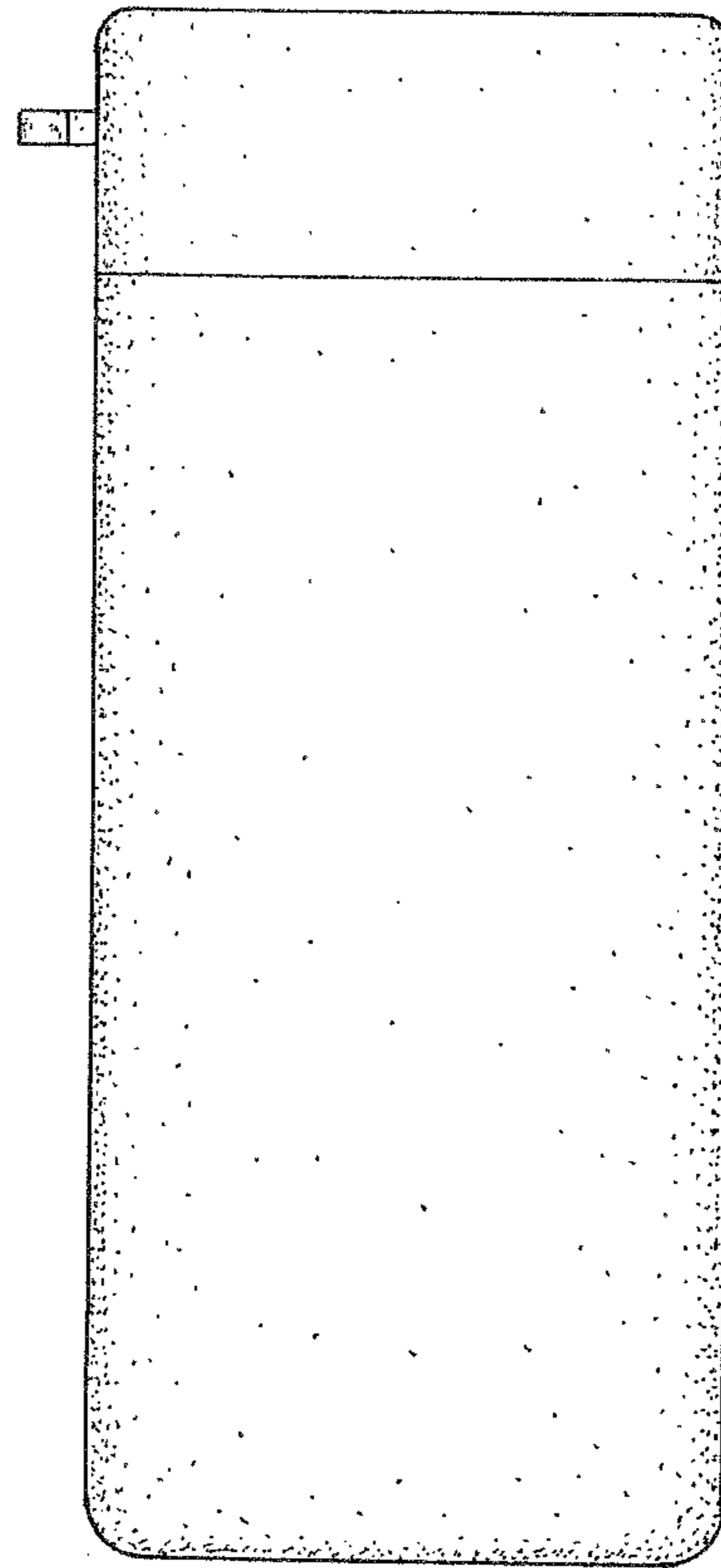


Fig. 4

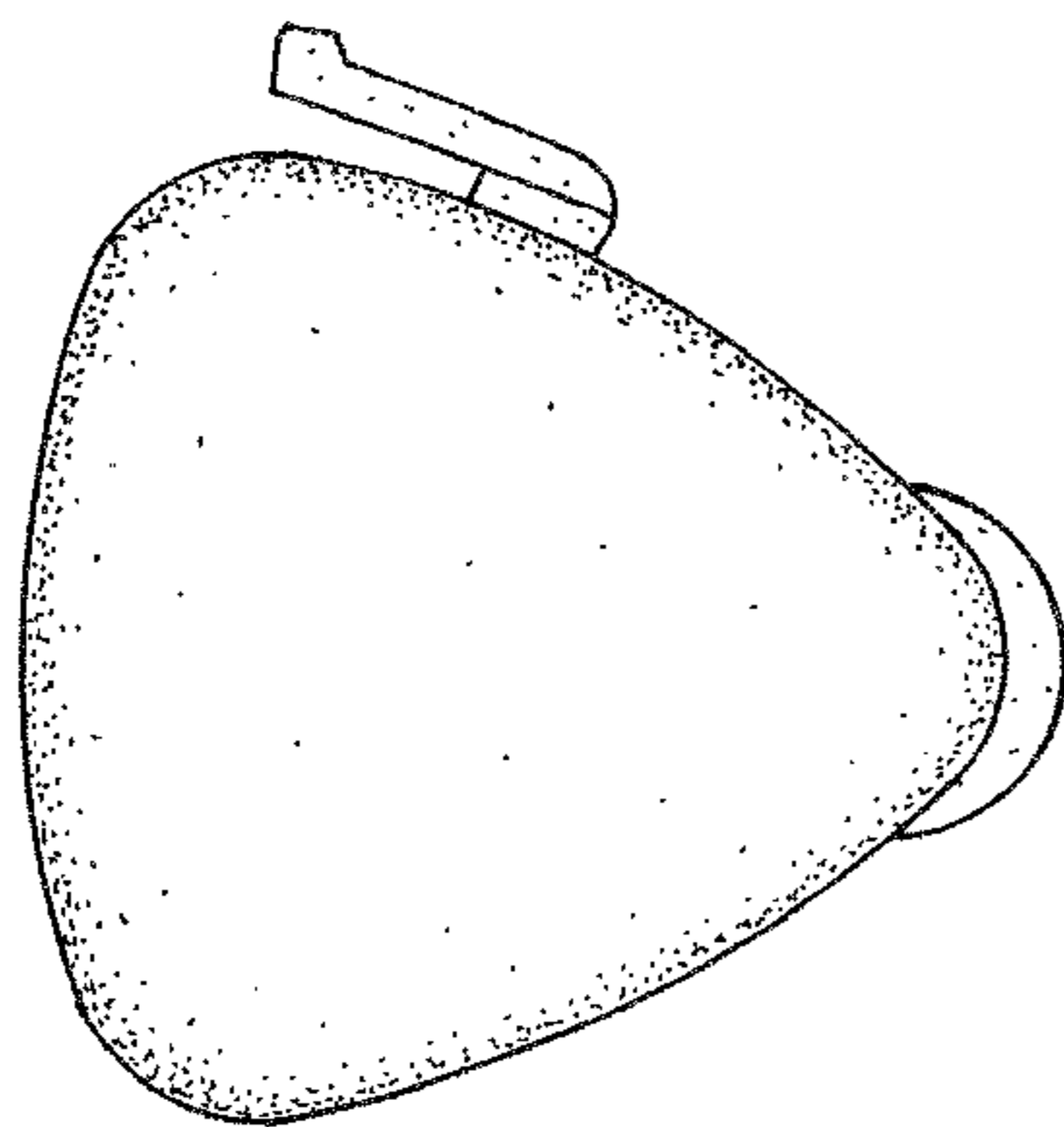


Fig. 5

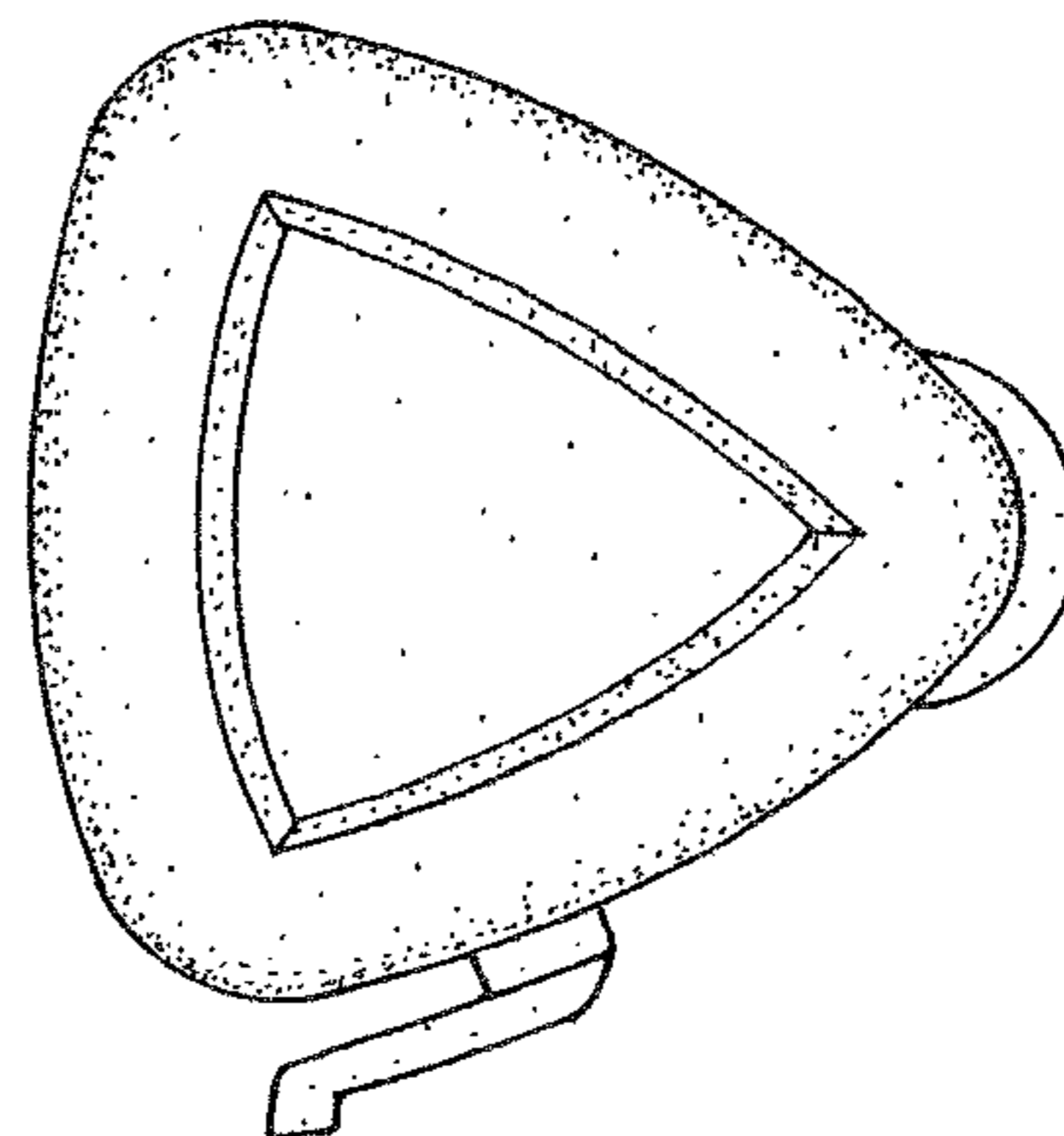


Fig. 6