



US00D587965S

(12) **United States Design Patent**  
**Green et al.**

(10) **Patent No.:** **US D587,965 S**  
(45) **Date of Patent:** **\*\* Mar. 10, 2009**

(54) **CONTROL REGION FOR AN APPLIANCE**

D580,222 S \* 11/2008 Green et al. .... D7/405

(75) Inventors: **Daniel Hartley Green**, Nashville, TN  
(US); **Maria Charlotte Brundin-Lewis**,  
Anderson, SC (US)

(73) Assignee: **Electrolux Home Products, Inc.**,  
Cleveland, OH (US)

(\*\*) Term: **14 Years**

(21) Appl. No.: **29/304,355**

(22) Filed: **Feb. 29, 2008**

(51) **LOC (9) Cl.** ..... **07-02**

(52) **U.S. Cl.** ..... **D7/405**

(58) **Field of Classification Search** ..... D7/350.1,  
D7/350.3, 350.4, 351, 402, 405; 126/19 M,  
126/275 E; 219/756-758, 679, 680, 725,  
219/727, 734, 435; 99/DIG. 14  
See application file for complete search history.

(56) **References Cited**

**U.S. PATENT DOCUMENTS**

D425,750 S	*	5/2000	Koike	.....	D7/351
D435,999 S	*	1/2001	Noda et al.	.....	D7/351
D452,410 S	*	12/2001	Ichimura	.....	D7/351
D455,932 S	*	4/2002	Noda et al.	.....	D7/351
D509,399 S	*	9/2005	Kanza	.....	D7/351
D524,595 S	*	7/2006	Kanza	.....	D7/351
D579,270 S	*	10/2008	Green et al.	.....	D7/405

**OTHER PUBLICATIONS**

Teka Microwave TMW 20.2 BIS. Retrieved from Internet on Jan. 6, 2009. Retrieved from Internet: <http://www.twenga.co.uk/offer/51864/3534761560371831411.html>.\*

GE—PEB1590 Microwave Oven. Retrieved from Internet on Jan. 6, 2009. Retrieved from Internet: <http://www.homeeverything.com/web/sitefiles/product-5728/PEB1590.html>.\*

PowerGrill20 microwave oven. Retrieved from Internet on Jan. 6, 2009. Retrieved from Internet: <http://productsearch.rediff.com/productdetail.aspx?category=Microwave%20Oven&brand=ONIDA&price=&City=&pcode=5985>.\*

\* cited by examiner

*Primary Examiner*—Ruth McInroy

(74) *Attorney, Agent, or Firm*—Banner & Witcoff, Ltd.

(57) **CLAIM**

The ornamental design for a control region for an appliance, as shown and described.

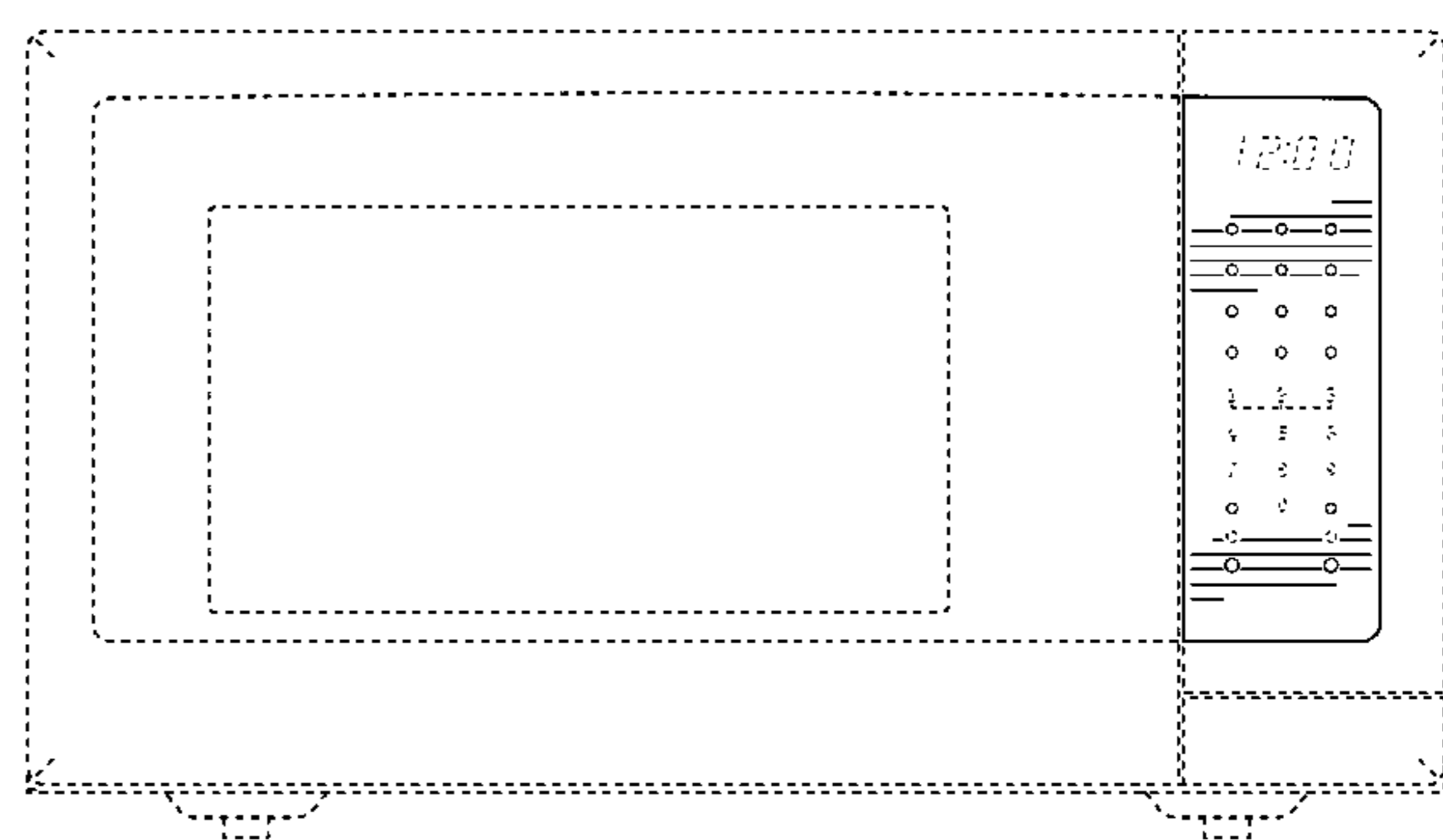
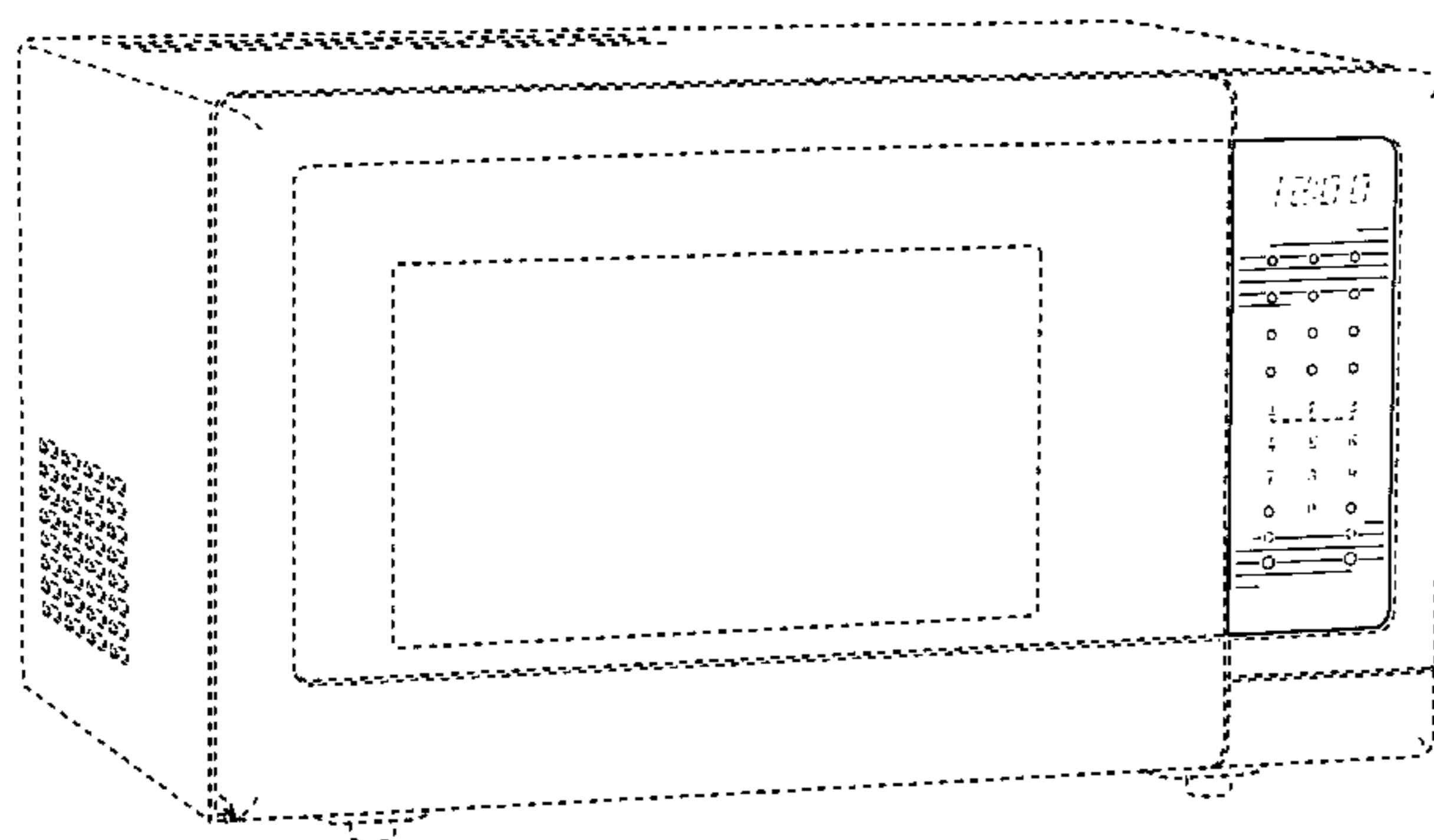
**DESCRIPTION**

FIG. 1 is a front perspective view of a control region for an appliance showing the new design; and,

FIG. 2 is a front view thereof.

The broken line showing of text and various regions, including the unshaded areas therein, is for illustrative purposes and forms no part of the claimed design.

**1 Claim, 2 Drawing Sheets**



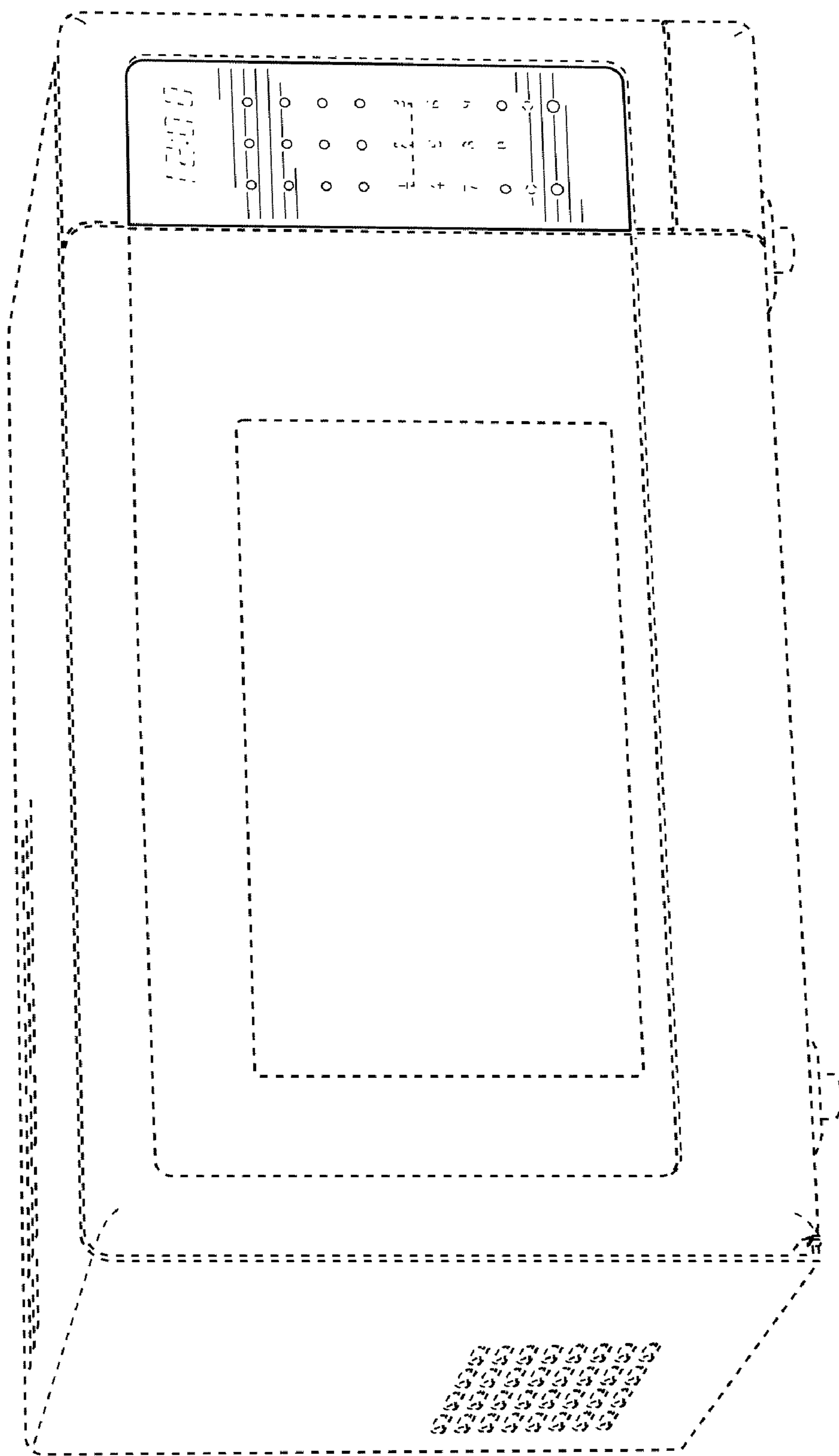


FIG. 1




FIG. 2